

CHINO BASIN WATERMASTER



NOTICE OF MEETING

Thursday, May 18, 2017

9:00 a.m. – Advisory Committee Meeting

*AT THE CHINO BASIN WATERMASTER OFFICES
9641 San Bernardino Road
Rancho Cucamonga, CA 91730
(909) 484-3888*

CHINO BASIN WATERMASTER

Thursday, May 18, 2017

9:00 a.m. – Advisory Committee Meeting

AGENDA

**CHINO BASIN WATERMASTER
ADVISORY COMMITTEE MEETING**

9:00 a.m. – May 18, 2017

WITH

Mr. Brian Geye, Chair
Mr. Jeff Pierson, Vice-Chair
Chino Basin Watermaster
9641 San Bernardino Road
Rancho Cucamonga, CA 91730

AGENDA

CALL TO ORDER

AGENDA - ADDITIONS/REORDER

I. CONSENT CALENDAR

Note: All matters listed under the Consent Calendar are considered to be routine and non-controversial and will be acted upon by one motion in the form listed below. There will be no separate discussion on these items prior to voting unless any members, staff, or the public requests specific items be discussed and/or removed from the Consent Calendar for separate action.

A. MINUTES

1. Minutes of the Advisory Committee Meeting held April 20, 2017 (*Page 1*)

B. FINANCIAL REPORTS

1. Cash Disbursements for the month of March 2017 (*Page 5*)
2. Watermaster VISA Check Detail for the month of March 2017 (*Page 19*)
3. Combining Schedule for the Period July 1, 2016 through March 31, 2017 (*Page 23*)
4. Treasurer's Report of Financial Affairs for the Period March 1, 2017 through March 31, 2017 (*Page 27*)
5. Budget vs. Actual Report for the Period July 1, 2016 through March 31, 2017 (*Page 31*)

C. APPLICATION FOR RECHARGE (*Page 59*)

Notice of Application for Recharge: On March 20, 2017 San Antonio Water Company submitted an Application for Recharge for 1,500.000 acre-feet to be recharged into basins along the San Antonio Channel.

D. WATER TRANSACTIONS

1. Notice of Sale or Transfer – The purchase of 1,100.000 acre-feet of water from Santa Ana River Water Company by Jurupa Community Services District. This purchase is made from Santa Ana River Water Company's Annual Production Right / Operating Safe Yield first, then any additional from storage. (*Page 67*)
2. Notice of Sale or Transfer – The purchase of 11.866 acre-feet of water from Santa Ana River Water Company by Jurupa Community Services District. This purchase is made from Santa Ana River Water Company's storage account. (*Page 79*)

E. APPLICATION FOR LOCAL STORAGE AGREEMENT (*Page 89*)

Consideration of Local Storage Agreement for Excess Carryover Water by Members of the Overlying (Non-Agricultural) Pool.

- F. APPLICATION FOR LOCAL STORAGE AGREEMENT** *(Page 99)*
Consideration of Local Storage Agreement for Supplemental Water by Members of the Overlying (Non-Agricultural) Pool.
- G. APPLICATION FOR LOCAL STORAGE AGREEMENT** *(Page 109)*
Consideration of Local Storage Agreement for Supplemental Water by Members of the Appropriative Pool.
- H. APPLICATIONS FOR LOCAL SUPPLEMENTAL STORAGE AGREEMENT**
1. Notice of Application for a Local Storage Agreement – The City of Ontario has submitted an application for a Local Storage Agreement for 20,000 acre-feet dated January 26, 2012 that has been placed in the City's Local Supplemental Storage Account. *(Page 122)*
 2. Notice of Application for a Local Storage Agreement – The City of Ontario has submitted an application for a Local Storage Agreement for 8,569.789 acre-feet dated April 7, 2017 that has been placed in the City's Local Supplemental Storage Account. *(Page 130)*
- I. CHINO BASIN WATERMASTER 39TH ANNUAL REPORT** *(Page 137)*
Recommend Watermaster Board to adopt the 39th Annual Report, along with filing a copy with the Court, subject to any necessary non-substantive changes.
- J. AGREEMENT WITH SAN BERNARDINO COUNTY FOR CREATION OF GSA FOR SGMA FRINGE AREAS** *(Page 139)*
Approve and recommend Watermaster Board to approve the proposed Cooperation Agreement between Chino Basin Watermaster and the County of San Bernardino for the creation of a GSA for the SGMA Fringe Areas in San Bernardino County.
- K. THIRD AMENDMENT TO TASK ORDER NO. 1 (2013 RMPU AMENDMENT YIELD ENHANCEMENT PROJECTS – PLANNING, PERMITTING, AND DESIGN)** *(Page 149)*
Recommend Watermaster Board to approve the amended Task Order No. 1 to reflect the change in scope and cost.
- L. FIRST AMENDMENT TO TASK ORDER NO. 2 (LOWER DAY BASIN IMPROVEMENT PROJECT)** *(Page 171)*
Recommend Watermaster Board to approve the amended Task Order No. 2 (Lower Day Basin Improvement Project).
- M. FIRST AMENDMENT TO TASK ORDER NUMBERS 5 (JURUPA PUMP STATION AND HVAC IMPROVEMENTS), AND 6 (WINEVILLE PROOF OF CONCEPT)** *(Page 181)*
Recommend Watermaster Board to approve the amended Task Orders No. 5 and No. 6 and conclude associated obligations.
- N. SECOND AMENDMENT TO TASK ORDER NO. 8 (SAN SEVAINE BASIN RMPU IMPROVEMENT PROJECT)** *(Page 195)*
Recommend Watermaster Board to approve the amended Task Order No. 8 (San Sevaive Basin Improvement Project).
- O. TASK ORDER NO. 9 UNDER MASTER AGREEMENT FOR COLLABORATIVE RECHARGE PROJECTS (RMPU IMPROVEMENT PROJECT 23a)** *(Page 209)*
Recommend Watermaster Board to approve Task Order No. 9, RMPU Improvement Project 23a (2013 RMPU proposed Wineville PS to Jurupa, expanded Jurupa PS to RP3 Basin and 2013 RP3 Improvements Project).

P. TASK ORDER NO. 10 UNDER MASTER AGREEMENT FOR COLLABORATIVE RECHARGE PROJECTS (VICTORIA BASIN IMPROVEMENT PROJECT) (Page 219)

Recommend Watermaster Board to approve Task Order No. 10, Victoria Basin Improvement Project (PID 11).

Q. TASK ORDER NO. 11 UNDER MASTER AGREEMENT FOR COLLABORATIVE RECHARGE PROJECTS (MONTCLAIR BASIN IMPROVEMENT PROJECT) (Page 227)

Recommend Watermaster Board to approve Task Order No. 11, Montclair Basins Improvement Project (PID 2).

II. BUSINESS ITEMS

A. CSI BASIN IMPROVEMENT PROJECT (DISCUSSION ONLY)

B. FISCAL YEAR 2016/17 BUDGET AMENDMENT (FORM A-17-04-01) (Page 235)

Approve the Budget Amendment Form A-17-04-01 for FY 2016/17 in the amount of \$100,000 for the increased cost associated with the CalPERS Personnel Matter regarding Alvarez and the Safe Yield Redetermination and Reset, as presented.

C. RESOLUTION 2017-05 TO LEVY DESALTER REPLENISHMENT ASSESSMENTS FOR PRODUCTION YEAR 2013/14 (BASED ON ASSESSMENT PACKAGE FOR PRODUCTION YEAR 2013/14) (Page 239)

Review Resolution 2017-05 as presented, and offer advice to Watermaster.

D. WATERMASTER FISCAL YEAR 2017/18 PROPOSED BUDGET (Page 245)

Approve the proposed FY 2017/18 budget as presented.

III. REPORTS/UPDATES

A. LEGAL COUNSEL REPORT

1. Safe Yield Reset
2. Overlying (Agricultural) Pool Committee's Contest to Application for Storage Agreements
3. Rules and Regulations Update

B. ENGINEER REPORT

1. Prado Basin Habitat Sustainability Program
2. Other Compliance Reporting

C. CFO REPORT

None

D. GM REPORT

1. Safe Yield Reset – Implementation of Court Order
2. Safe Storage Capacity
3. Storage Applications
4. SGMA Update
5. Ambient Water Quality Study
6. Other

E. INLAND EMPIRE UTILITIES AGENCY

1. MWD Update (Written) (Page 261)
2. State and Federal Legislative Reports (Page 265)
3. Community Outreach/Public Relations Report (Page 277)

F. OTHER METROPOLITAN MEMBER AGENCY REPORTS

IV. INFORMATION

1. Cash Disbursements for April 2017 (*Page 283*)

V. COMMITTEE MEMBER COMMENTS

VI. OTHER BUSINESS

VII. CONFIDENTIAL SESSION - POSSIBLE ACTION

Pursuant to the Advisory Committee Pool Rules & Regulations, a Confidential Session may be held during the Watermaster Pool meeting for the purpose of discussion and possible action.

VIII. FUTURE MEETINGS AT WATERMASTER

5/18/17	Thu	8:00 a.m.	Appropriative Pool Strategic Planning (Confidential Session Only)
5/18/17	Thu	9:00 a.m.	Advisory Committee
5/18/17	Thu	9:30 a.m.	Recharge Investigations and Projects Committee (RIPCom)
5/23/17	Tue	9:00 a.m.	Groundwater Recharge Coordinating Committee (GRCC)
5/25/17	Thu	11:00 a.m.	Watermaster Board
5/31/17	Wed	1:00 p.m.	Rules and Regulations Workshop #2

All Watermaster meeting dates can be found on our website at the "View Schedules" button on the Home Page, and also accessible at this link: <http://www.cbwm.org/calendar.pdf>

ADJOURNMENT

CHINO BASIN WATERMASTER

I. CONSENT CALENDAR

A. MINUTES

1. Advisory Committee Meeting held on April 20, 2017

DRAFT MINUTES
CHINO BASIN WATERMASTER
ADVISORY COMMITTEE MEETING

April 20, 2017

The Advisory Committee meeting was held at the offices of the Chino Basin Watermaster located at 9641 San Bernardino Road, Rancho Cucamonga, CA on April 20, 2017.

ADVISORY COMMITTEE MEMBERS PRESENT

NON-AGRICULTURAL POOL MEMBER PRESENT

Brian Geye, Chair

Auto Club Speedway

AGRICULTURAL POOL MEMBERS PRESENT

Jeff Pierson, Vice-Chair

Crops

Pete Hall

State of California – CIM

Lawrence Dimock

State of California – CIM

Bob Feenstra

Dairy

APPROPRIATIVE POOL MEMBERS PRESENT

Darron Poulsen, Second Vice-Chair

City of Pomona

Ron Craig

City of Chino Hills

Cris Fealy

Fontana Water Company

Eric Tarango for Seth Zielke

Fontana Union Water Company

Todd Corbin

Jurupa Community Services District

Charles Moorrees for Teri Layton

San Antonio Water Company

Rosemary Hoerning

City of Upland

Justin Scott-Coe

Monte Vista Water District

Katie Gienger for Scott Burton

City of Ontario

Dave Crosley

City of Chino

Jo Lynne Russo-Pereyra for Marty Zvirbulis

Cucamonga Valley Water District

WATERMASTER BOARD MEMBER PRESENT

Bob Kuhn

Three Valleys Municipal Water District

WATERMASTER STAFF PRESENT

Peter Kavounas

General Manager

Joseph Joswiak

Chief Financial Officer

Edgar Tellez Foster

Senior Environmental Engineer

Anna Truong

Executive Services Director/Board Clerk

Justin Nakano

Water Resources Senior Associate

WATERMASTER CONSULTANTS PRESENT

Brad Herrema

Brownstein Hyatt Farber Schreck, LLP

Andy Malone

Wildermuth Environmental, Inc.

OTHERS PRESENT

Curtis Paxton

Chino Basin Desalter Authority

Shaun Stone

Inland Empire Utilities Agency

Chris Berch

Inland Empire Utilities Agency

David De Jesus

Three Valleys Municipal Water District

Ryan Shaw

Western Municipal Water District

Braden Yu

Cucamonga Valley Water District

Eunice Ulloa

Chino Basin Water Conservation District

Sheri Rojo
John Bosler
Rick Hansen
Joel Ignacio
Amanda Coker

Basin Creek Consulting
Cucamonga Valley Water District
Three Valleys Municipal Water District
Inland Empire Utilities Agency
City of Chino

CALL TO ORDER

Chair Geye called the Advisory Committee meeting to order at 9:05 a.m.

AGENDA - ADDITIONS/REORDER

(0:00:14) Mr. Kavounas commented on an updated staff letter available at the back table regarding Consent Calendar Item I.D., Fontana Water Company’s Application for Recharge. The staff report needed a minor edit to incorporate actions that were taken previously.

I. CONSENT CALENDAR

A. MINUTES

- 1. Minutes of the Advisory Committee Meeting held March 16, 2017

B. FINANCIAL REPORTS

- 1. Cash Disbursements for the month of February 2017
- 2. Watermaster VISA Check Detail for the month of February 2017
- 3. Combining Schedule for the Period July 1, 2016 through February 28, 2017
- 4. Treasurer’s Report of Financial Affairs for the Period February 1, 2017 through February 28, 2017
- 5. Budget vs. Actual Report for the Period July 1, 2016 through February 28, 2017

C. WATER TRANSACTION

Notice of Water Transaction: The purchase of 3,000.000 acre-feet of water from Cucamonga Valley Water District by Fontana Water Company. This purchase is made from Cucamonga Valley Water District’s storage account.

D. APPLICATION FOR RECHARGE

Notice of Application for Recharge: On February 15, 2017 Fontana Water Company submitted an Application for Recharge for 500.000 acre-feet to be recharged into the Vulcan Basin.

(0:00:49)

Motion by Vice-Chair Jeff Pierson, seconded by Mr. Todd Corbin, and by unanimous vote

Moved to approve the Consent Calendar as presented with the change noted above.

II. BUSINESS ITEMS

NONE

III. REPORTS/UPDATES

A. LEGAL COUNSEL REPORT

- 1. Safe Yield Reset
- 2. Rules and Regulations Update

(0:01:14) Mr. Herrema gave a report.

B. ENGINEER REPORT

- 1. SGMA Annual Reporting, Maximum Benefit Annual Report, Diversion Permit Annual Report, and SB88 Compliance
- 2. Ground-Level Monitoring and Prado Basin Habitat Sustainability Programs

3. RMPU Project Support and MPI Analysis on SAWCo Recharge Application
4. Model Update and Required Demonstrations
5. Supplemental Water Recharge Procedures

(0:05:48) Mr. Malone offered the same reports as was given at the Pool meetings last week. The Committee declined to have the report provided again. He gave a reminder about the Prado Basin Habitat Sustainability Committee Meeting on April 25, 2017.

C. CFO REPORT

1. Fiscal Year 2017/18 Budget

(0:06:16) Mr. Joswiak gave a report. A discussion ensued.

D. GM REPORT

1. SGMA Update
2. Ambient Water Quality Study
3. Santa Ana River Watershed Status Report
4. RMPU Project 2: Montclair Basins Alternative Approach
5. Other

(0:09:04) Mr. Kavounas offered the same reports as was given at the Pool meetings last week. The Committee declined to have the report provided again.

(0:09:23) Mr. Kavounas gave a reminder about Project LoveBox, and gave an update regarding the Fontana Water Company Application for Recharge. A discussion ensued.

E. INLAND EMPIRE UTILITIES AGENCY

1. MWD Update (Written)
2. State and Federal Legislative Reports
3. Community Outreach/Public Relations Report

(0:13:27) Mr. Berch gave a report. A discussion ensued.

F. OTHER METROPOLITAN MEMBER AGENCY REPORTS

(0:25:02) Mr. Hansen gave a report on behalf of Three Valleys Municipal Water District and announced Debra Mann's retirement from Metropolitan Water District at the end of June 2017.

IV. INFORMATION

1. Cash Disbursements for March 2017
2. Ground-Level Monitoring Status Report (Quarterly)
3. South Archibald and Chino Airport Plumes Status Report (Quarterly)
4. RMPU Status Report (Quarterly)
5. Santa Ana River Watershed Status Report (Quarterly)

V. COMMITTEE MEMBER COMMENTS

None

VI. OTHER BUSINESS

None

VII. CONFIDENTIAL SESSION - POSSIBLE ACTION

None

ADJOURNMENT

Chair Geye adjourned the Advisory Committee meeting at 9:32 a.m.

Secretary: _____

Approved: _____

CHINO BASIN WATERMASTER

I. CONSENT CALENDAR

B. FINANCIAL REPORTS

1. Cash Disbursements for the month of March 2017
2. Watermaster VISA Check Detail for the month of March 2017
3. Combining Schedule for the Period July 1, 2016 through March 31, 2017
4. Treasurer's Report of Financial Affairs for the Period March 1, 2017 through March 31, 2017
5. Budget vs. Actual Report for the Period July 1, 2016 through March 31, 2017



CHINO BASIN WATERMASTER

9641 San Bernardino Road, Rancho Cucamonga, Ca 91730
Tel: 909.484.3888 Fax: 909.484.3890 www.cbwm.org

PETER KAVOUNAS, P.E.
General Manager

STAFF REPORT

DATE: May 18, 2017
TO: Advisory Committee Members
SUBJECT: Cash Disbursement Report - Financial Report B1 (March 31, 2017)

SUMMARY

Issue: Record of Cash Disbursements for the month of March 31, 2017.

Recommendation: Receive and file Cash Disbursements for March 31, 2017 as presented.

Financial Impact: Funds disbursed were included in the FY 2016/17 "Amended" Watermaster Budget.

Future Consideration

Advisory Committee – May 18, 2017: Receive and File

Watermaster Board – May 25, 2017: Receive and File (Normal Course of Business)

ACTIONS:

Appropriative Pool – May 11, 2017: Unanimously approved

Non-Agricultural Pool – May 11, 2017: Moved unanimously to receive and file, without approval

Agricultural Pool – May 11, 2017: Unanimously approved

Advisory Committee – May 18, 2017:

Watermaster Board – May 25, 2017:

BACKGROUND

A monthly cash disbursement report is provided to keep all members apprised of Watermaster expenditures.

DISCUSSION

Total cash disbursements during the month of March 2017 were \$917,677.00.

The most significant expenditures during the month were to Inland Empire Utilities Agency in the amounts of \$138,788.73 and \$243,510.82 (check number 20008 dated March 15, 2017 and check number 20019 dated March 27, 2017); Wildermuth Environmental, Inc. in the amount of \$258,015.63 (check number 19971 dated March 6, 2017); and Brownstein Hyatt Farber Schreck in the amount of \$67,755.20 (check number 20000 dated March 8, 2017).

ATTACHMENTS

1. Financial Report - B1

CHINO BASIN WATERMASTER
Cash Disbursements For The Month of
March 2017

Type	Date	Num	Name	Memo	Account	Paid Amount
Bill Pmt -Check	03/02/2017	ACH 030217	PUBLIC EMPLOYEES' RETIREMENT SYSTEM	Payor #3493	1012 · Bank of America Gen'l Ckg	
General Journal	02/25/2017	02/25/2017	PUBLIC EMPLOYEES' RETIREMENT SYSTEM	CalPERS Retirement for 02/12/17-02/25/17	2000 · Accounts Payable	6,468.62
TOTAL						6,468.62
Bill Pmt -Check	03/03/2017	ACH 030317	PUBLIC EMPLOYEES' RETIREMENT SYSTEM	Payor #3493	1012 · Bank of America Gen'l Ckg	
Bill	02/01/2017	1394905143		Annual Unfunded Accrued Liability	60180 · Employers PERS Expense	3,590.95
TOTAL						3,590.95
Bill Pmt -Check	03/06/2017	19971	WILDERMUTH ENVIRONMENTAL INC		1012 · Bank of America Gen'l Ckg	
Bill	01/31/2017	2017000		2017000	6906.31 · OBMP-Pool, Adv. Board Mtgs	8,666.42
Bill	01/31/2017	2017001		2017001	6906.32 · OBMP-Other General Meetings	18,717.65
Bill	01/31/2017	2017002		2017002	6906.74 · OBMP-Mat'l Phy. Injury Requests	3,703.10
Bill	01/31/2017	2017003		2017003	6906.71 · OBMP-Data Req.-CBWM Staff	1,749.33
Bill	01/31/2017	2017004		2017004	6906.71 · OBMP-Data Req.-CBWM Staff	6,668.26
Bill	01/31/2017	2017005		2017005	6906.72 · OBMP-Data Req.-Non CBWM Staff	237.00
Bill	01/31/2017	2017006		2017006	6906.23 · SGMA Reporting Requirements	6,354.50
Bill	01/31/2017	2017007		2017007	6906 · OBMP Engineering Services	2,752.75
Bill	01/31/2017	2017008		2017008	6906.1 · OBMP-Watermaster Model Update	60,906.70
Bill	01/31/2017	2017009		2017009	6906.24 · Compliance-SB88 and SWRCB	402.15
Bill	01/31/2017	2017010		2017010	6906.81 · Prepare 38th/39th Annual Rpts	5,557.10
Bill	01/31/2017	2017011		2017011	6906.21 · State of the Basin Report	6,502.65
Bill	01/31/2017	2017012		2017012	7103.3 · Grdwtr Qual-Engineering	6,830.56
Bill	01/31/2017	2017013		2017013	7104.3 · Grdwtr Level-Engineering	12,921.98
Bill	01/31/2017	2017014		Neva Ridge	7107.3 · Grd Level-SAR Imagery	17,000.00
Bill	01/31/2017	2017015		2017015	7107.2 · Grd Level-Engineering	4,088.16
				Parsons Brinckerhoff, Inc.	7107.6 · Grd Level-Contract Svcs	10,868.05
Bill	01/31/2017	2017016		2017016	7108.3 · Hydraulic Control-Engineering	690.37
Bill	01/31/2017	2017017		2017017	7108.3 · Hydraulic Control-Engineering	1,331.24
Bill	01/31/2017	2017018		2017018	7108.3 · Hydraulic Control-Engineering	201.70
Bill	01/31/2017	2017019		2017019	7108.31 · Hydraulic Control - PBHSP	32,900.56
Bill	01/31/2017	2017020		2017020	7202.2 · Engineering Svc	10,490.21
Bill	01/31/2017	2017021		2017021	7402 · PE4-Engineering	6,198.80
Bill	01/31/2017	2017022		2017022	7402.10 · PE4 - Northwest MZ1 Area Proj.	13,437.07
Bill	01/31/2017	2017023		2017023	7502 · PE6&7-Engineering	468.80
Bill	01/31/2017	2017024		2017024	7602 · PE8&9-Engineering	2,189.75
Bill	01/31/2017	2017025		100% CBWM	7108.31 · Hydraulic Control - PBHSP	16,180.77
TOTAL						258,015.63
Bill Pmt -Check	03/06/2017	19972	APPLIED COMPUTER TECHNOLOGIES	2785	1012 · Bank of America Gen'l Ckg	

P7

CHINO BASIN WATERMASTER
Cash Disbursements For The Month of
March 2017

Type	Date	Num	Name	Memo	Account	Paid Amount
Bill	02/28/2017	2785		Database Consulting - February 2017	6052.2 · Applied Computer Technol	3,628.40
TOTAL						<u>3,628.40</u>
Bill Pmt -Check	03/06/2017	19973	FRONTIER COMMUNICATIONS	909-484-3890-050914-5	1012 · Bank of America Gen'l Ckg	
Bill	02/21/2017	90948438900509145		Office fax/main services	6022 · Telephone	137.94
TOTAL						<u>137.94</u>
Bill Pmt -Check	03/06/2017	19974	GREAT AMERICA LEASING CORP.		1012 · Bank of America Gen'l Ckg	
Bill	01/31/2017	20173290		Invoice for January 2017	6043.1 · Ricoh Lease Fee	2,553.68
				Documentation fee	6043.1 · Ricoh Lease Fee	109.50
				Transitional billing 12/21/16-1/09/17	6043.1 · Ricoh Lease Fee	1,702.45
Bill	02/28/2017	20173290		Invoice for February 2017	6043.1 · Ricoh Lease Fee	2,553.68
TOTAL						<u>6,919.31</u>
Bill Pmt -Check	03/06/2017	19975	JOHN J. SCHATZ	Appropriative Pool Legal Services	1012 · Bank of America Gen'l Ckg	
Bill	02/28/2017			October 2016	8367 · Legal Service	5,786.00
				November 2016	8367 · Legal Service	4,184.00
				December 2016	8367 · Legal Service	2,594.00
				January 2017	8367 · Legal Service	4,300.00
TOTAL						<u>16,864.00</u>
Bill Pmt -Check	03/06/2017	19976	LEGAL SHIELD	0111802	1012 · Bank of America Gen'l Ckg	
Bill	02/21/2017	0111802		Employee deductions - February 2017	60194 · Other Employee Insurance	79.70
TOTAL						<u>79.70</u>
Bill Pmt -Check	03/06/2017	19977	LEVEL 3 COMMUNICATIONS	52070450	1012 · Bank of America Gen'l Ckg	
Bill	02/22/2017	52010450		2/17/17-3/16/17	6053 · Internet Expense	1,044.83
TOTAL						<u>1,044.83</u>
Bill Pmt -Check	03/06/2017	19978	LOEB & LOEB LLP	Non-Ag Pool Legal Services	1012 · Bank of America Gen'l Ckg	
Bill	02/28/2017	1701696		December 2016	8567 · Non-Ag Legal Service	2,239.25
Bill	02/28/2017	1705168		January 2017	8567 · Non-Ag Legal Service	2,675.25
TOTAL						<u>4,914.50</u>
Bill Pmt -Check	03/06/2017	19979	PUBLIC EMPLOYEES' RETIREMENT SYSTEM	Payor #3493	1012 · Bank of America Gen'l Ckg	
Bill	03/01/2017	1394905143		Annual Unfunded Accrued Liability	60180 · Employers PERS Expense	3,590.95
TOTAL						<u>3,590.95</u>
Bill Pmt -Check	03/06/2017	19980	RR FRANCHISING, INC.	35853	1012 · Bank of America Gen'l Ckg	
Bill	03/01/2017	35853		Monthly service - March 2017	6024 · Building Repair & Maintenance	740.00

CHINO BASIN WATERMASTER
Cash Disbursements For The Month of
March 2017

Type	Date	Num	Name	Memo	Account	Paid Amount
TOTAL						740.00
Bill Pmt -Check	03/06/2017	19981	STANDARD INSURANCE CO.	Policy # 00-649299-0009	1012 · Bank of America Gen'l Ckg	
Bill	02/21/2017	006492990009		Policy # 00-649299-0009	60191 · Life & Disab.Ins Benefits	725.05
TOTAL						725.05
Bill Pmt -Check	03/06/2017	19982	STAPLES BUSINESS ADVANTAGE	8043231874	1012 · Bank of America Gen'l Ckg	
Bill	02/18/2017	8043231874		Miscellaneous office supplies	6031.7 · Other Office Supplies	117.46
TOTAL						117.46
Bill Pmt -Check	03/06/2017	19983	STATE COMPENSATION INSURANCE FUND	1970970-16	1012 · Bank of America Gen'l Ckg	
Bill	03/01/2017	1970970-16		Premium for 2/26/17-3/26/17	60183 · Worker's Comp Insurance	910.00
TOTAL						910.00
Bill Pmt -Check	03/06/2017	19984	VERIZON WIRELESS	9780282519	1012 · Bank of America Gen'l Ckg	
Bill	02/21/2017	9780282519		Acct #642073270-00001	7103.7 · Grdwtr Qual-Computer Svc	100.12
TOTAL						100.12
Bill Pmt -Check	03/06/2017	19985	VISION SERVICE PLAN	00-101789-0001	1012 · Bank of America Gen'l Ckg	
Bill	02/28/2017	001017890001		Vision Insurance - March 2017	60182.2 · Dental & Vision Ins	85.60
TOTAL						85.60
Bill Pmt -Check	03/06/2017	19986	YUKON DISPOSAL SERVICE	08-K2 213849	1012 · Bank of America Gen'l Ckg	
Bill	03/02/2017	08-k2 213849		March 2017	6024 · Building Repair & Maintenance	111.57
TOTAL						111.57
Bill Pmt -Check	03/08/2017	19987	BOWCOCK, ROBERT	Board Member Compensation	1012 · Bank of America Gen'l Ckg	
Bill	02/23/2017	2/23 Board Meeting		2/23/17 Board Meeting	6311 · Board Member Compensation	125.00
TOTAL						125.00
Bill Pmt -Check	03/08/2017	19988	CURATALO, JAMES	Board Member Compensation	1012 · Bank of America Gen'l Ckg	
Bill	02/03/2017	2/03 Planning Mtg		2/03/17 Board Retreat Planning Meeting	6311 · Board Member Compensation	125.00
Bill	02/09/2017	2/09 Appro Pool Mtg		2/09/17 Appropriative Pool Meeting	6311 · Board Member Compensation	125.00
Bill	02/21/2017	2/21 Board Agenda		2/21/17 Board Agenda Preview Meeting	6311 · Board Member Compensation	125.00
Bill	02/23/2017	2/23 Board Mtg		2/23/17 Board Meeting	6311 · Board Member Compensation	125.00
TOTAL						500.00
Bill Pmt -Check	03/08/2017	19989	DE BOOM, NATHAN	Ag Pool Member Compensation	1012 · Bank of America Gen'l Ckg	
Bill	02/09/2017	2/09 Special Ag Mtg		2/09/17 Special Ag Pool Meeting	8411 · Compensation	25.00
				2/09/17 Special Ag Pool Meeting	8470 · Ag Meeting Attend -Special	100.00

CHINO BASIN WATERMASTER
Cash Disbursements For The Month of
March 2017

Type	Date	Num	Name	Memo	Account	Paid Amount
Bill	02/09/2017	2/09 Ag Pool Mtg		2/09/17 Ag Pool Meeting	8411 · Compensation	25.00
				2/09/17 Ag Pool Meeting	8470 · Ag Meeting Attend -Special	100.00
TOTAL						250.00
Bill Pmt -Check	03/08/2017	19990	DI PRIMIO, ROBERT	Board Member Compensation	1012 · Bank of America Gen'l Ckg	
Bill	02/21/2017	2/21 Board Agenda		2/21/17 Board Agenda Preview Meeting	6311 · Board Member Compensation	125.00
Bill	02/23/2017	2/23 Board Meeting		2/23/17 Board Meeting	6311 · Board Member Compensation	125.00
TOTAL						250.00
Bill Pmt -Check	03/08/2017	19991	ELIE, STEVEN	Board Member Compensation	1012 · Bank of America Gen'l Ckg	
Bill	02/23/2017	2/23 Board Meeting		12/23/17 Board Meeting	6311 · Board Member Compensation	125.00
TOTAL						125.00
Bill Pmt -Check	03/08/2017	19992	FILIPPI, GINO	Board Member Compensation	1012 · Bank of America Gen'l Ckg	
Bill	02/23/2017	2/23 Board Meeting		2/23/17 Board Meeting	6311 · Board Member Compensation	125.00
TOTAL						125.00
Bill Pmt -Check	03/08/2017	19993	HUITSING, JOHN	Ag Pool Member Compensation	1012 · Bank of America Gen'l Ckg	
Bill	02/09/2017	2/09 Ag Pool Mtg		2/09/17 Ag Pool Meeting	8411 · Compensation	25.00
				2/09/17 Ag Pool Meeting	8470 · Ag Meeting Attend -Special	100.00
TOTAL						125.00
Bill Pmt -Check	03/08/2017	19994	PIERSON, JEFFREY	Ag Pool Member Compensation	1012 · Bank of America Gen'l Ckg	
Bill	02/09/2017	02/09 Special Ag Mtg		2/09/17 Special Ag Pool Meeting	8411 · Compensation	25.00
				2/09/17 Special Ag Pool Meeting	8470 · Ag Meeting Attend -Special	100.00
Bill	02/09/2017	2/09 Ag Pool Meeting		2/09/17 Ag Pool Meeting	8411 · Compensation	25.00
				2/09/17 Ag Pool Meeting	8470 · Ag Meeting Attend -Special	100.00
Bill	02/16/2017	2/16 Advisory Comm		2/16/17 Advisory Committee Meeting	8411 · Compensation	25.00
				2/16/17 Advisory Committee Meeting	8470 · Ag Meeting Attend -Special	100.00
TOTAL						375.00
Bill Pmt -Check	03/08/2017	19995	PREMIERE GLOBAL SERVICES	23083244	1012 · Bank of America Gen'l Ckg	
Bill	02/28/2017	23083244		SAR Matters call on 2/03	6909.1 · OBMP Meetings	7.44
				Non-Ag Pool meeting call on 2/09	8512 · Meeting Expense	25.87
				RIPCom call on 2/16	7204 · Comp Recharge-Supplies	6.06
				RIPCom call on 2/23	7204 · Comp Recharge-Supplies	6.08
				RIPCom call on 2/23	7204 · Comp Recharge-Supplies	6.07
				Fee - General	6022 · Telephone	49.00
				Fee - Confidential	6022 · Telephone	49.00
				WM coordination call on 1/30	6909.1 · OBMP Meetings	16.42

P10
TOTAL

CHINO BASIN WATERMASTER
Cash Disbursements For The Month of
March 2017

Type	Date	Num	Name	Memo	Account	Paid Amount
				PBHSP call on 2/06	6909.1 · OBMP Meetings	29.56
				WM coordination call on 2/06	6909.1 · OBMP Meetings	6.07
				Pool mtgs check call on 2/08	8312 · Meeting Expenses	2.02
				Pool mtgs check call on 2/08	8412 · Meeting Expenses	2.02
				Pool mtgs check call on 2/08	8512 · Meeting Expense	2.01
				Pool mtgs check call on 2/08	8312 · Meeting Expenses	3.55
				Pool mtgs check call on 2/08	8412 · Meeting Expenses	3.55
				Pool mtgs check call on 2/08	8512 · Meeting Expense	3.53
				Storage call on 2/13	7604 · PE8&9-Supplies	9.24
				WM coordination call on 2/13	6909.1 · OBMP Meetings	6.05
				Storage call on 2/14	7604 · PE8&9-Supplies	10.13
				WM coordination call on 2/20	6909.1 · OBMP Meetings	6.07
				Board agenda preview call on 2/21	6312 · Meeting Expenses	9.03
				Service Fee	6022 · Telephone	5.70
TOTAL						264.47
Bill Pmt -Check	03/08/2017	19996	RBM LOCK & KEY	000081	1012 · Bank of America Gen'l Ckg	
Bill	02/22/2017	000081		Purchase locks for well access	7104.6 · Grdwtr Level-Supplies	287.18
TOTAL						287.18
Bill Pmt -Check	03/08/2017	19997	READY REFRESH BY NESTLE	0023230253	1012 · Bank of America Gen'l Ckg	
Bill	02/28/2017	0023230253		Office Water Bottle - February 2017	6031.7 · Other Office Supplies	53.86
TOTAL						53.86
Bill Pmt -Check	03/08/2017	19998	UNION 76	7076-2245-3035-5049	1012 · Bank of America Gen'l Ckg	
Bill	02/28/2017	7076224530355049		February 2017	6175 · Vehicle Fuel	130.42
TOTAL						130.42
Bill Pmt -Check	03/08/2017	19999	VANDEN HEUVEL, GEOFFREY	Board Member Compensation	1012 · Bank of America Gen'l Ckg	
Bill	02/09/2017	2/09 Ag Pool Mtg		2/09/17 Ag Pool Meeting	6311 · Board Member Compensation	125.00
Bill	02/23/2017	2/23 Board Mtg		2/23/17 Board Meeting	6311 · Board Member Compensation	125.00
TOTAL						250.00
Bill Pmt -Check	03/08/2017	20000	BROWNSTEIN HYATT FARBER SCHRECK		1012 · Bank of America Gen'l Ckg	
Bill	01/31/2017	669412		669412	6907.44 · SGMA Compliance	2,710.50
Bill	01/31/2017	669413		669413	6907.42 · Safe Yield Recalculation	1,220.50
				Expenses	6907.42 · Safe Yield Recalculation	150.00
Bill	01/31/2017	669414		669414	6907.40 · Storage Agreements	23,224.50
				Expenses	6907.40 · Storage Agreements	35.05
Bill	01/31/2017	669415		669415	6907.39 · Recharge Master Plan	540.00

CHINO BASIN WATERMASTER
Cash Disbursements For The Month of
March 2017

Type	Date	Num	Name	Memo	Account	Paid Amount
Bill	01/31/2017	669416		669416	6072 · BHFS Legal - Annotated Judgment	2,704.50
Bill	01/31/2017	669417		669417	8575 · BHFS Legal - Non-Ag Pool	2,252.50
Bill	01/31/2017	669418		669418	8475 · BHFS Legal - Agricultural Pool	2,252.50
Bill	01/31/2017	669419		669419	8375 · BHFS Legal - Appropriative Pool	2,252.50
Bill	01/31/2017	669420		669420	6375 · BHFS Legal - Board Meeting	10,116.00
				Expenses	6375 · BHFS Legal - Board Meeting	225.00
				Expenses	6375 · BHFS Legal - Board Meeting	35.05
Bill	01/31/2017	669421		669421	6275 · BHFS Legal - Advisory Committee	1,402.50
				Expenses	6275 · BHFS Legal - Advisory Committee	35.05
Bill	01/31/2017	669422		669422	6907.36 · Santa Ana River Habitat	3,214.00
Bill	01/31/2017	669423		669423	6907.34 · Santa Ana River Water Rights	115.00
Bill	01/31/2017	669424		Alvarez-CalPERS	6073 · BHFS Legal - Personnel Matters	1,958.50
Bill	01/31/2017	669425		669425	6078 · BHFS Legal - Miscellaneous	10,981.50
				Expenses	8375 · BHFS Legal - Appropriative Pool	11.68
				Expenses	8475 · BHFS Legal - Agricultural Pool	11.68
				Expenses	8575 · BHFS Legal - Non-Ag Pool	11.69
				669425	6907.36 · Santa Ana River Habitat	2,295.00
TOTAL						67,755.20
P12						
General Journal	03/11/2017	03/11/2017	Payroll and Taxes for 02/26/17-03/11/17	Payroll and Taxes for 02/26/17-03/11/17	1012 · Bank of America Gen'l Ckg	
				Direct Deposits for 02/26/17-03/11/17	1012 · Bank of America Gen'l Ckg	26,491.15
				Payroll Taxes for 02/26/17-03/11/17	1012 · Bank of America Gen'l Ckg	9,138.66
			ICMA-RC	457(f) Employee Deductions for 02/26/17-03/11/17	1012 · Bank of America Gen'l Ckg	4,399.88
			ICMA-RC	401(a) Employee Deductions for 02/26/17-03/11/17	1012 · Bank of America Gen'l Ckg	1,235.97
TOTAL						41,265.66
Check	03/15/2017	03/15/2017	Service Charge	Service Charge	1012 · Bank of America Gen'l Ckg	
				Service Charge	6039.1 · Banking Service Charges	432.60
TOTAL						432.60
Bill Pmt -Check	03/15/2017	20001	ACWA JOINT POWERS INSURANCE AUTHORITY\0457748		1012 · Bank of America Gen'l Ckg	
Bill	03/09/2017	049797		Prepayment - April 2017	1409 · Prepaid Life, BAD&D & LTD	138.38
				March 2017	60191 · Life & Disab.Ins Benefits	141.14
TOTAL						279.52
Bill Pmt -Check	03/15/2017	20002	CLEAN TECH SERVICES	7512	1012 · Bank of America Gen'l Ckg	
Bill	03/06/2017	7512		Window cleaning, hard water spot removal	6024 · Building Repair & Maintenance	370.00
TOTAL						370.00
Bill Pmt -Check	03/15/2017	20003	COMPUTER NETWORK	102196	1012 · Bank of America Gen'l Ckg	

CHINO BASIN WATERMASTER
Cash Disbursements For The Month of
March 2017

Type	Date	Num	Name	Memo	Account	Paid Amount
Bill	03/08/2017	102196		Computer fan replacement - Nakano	6055 · Computer Hardware	35.00
TOTAL						35.00
Bill Pmt -Check	03/15/2017	20004	CORELOGIC INFORMATION SOLUTIONS	81781875	1012 · Bank of America Gen'l Ckg	
Bill	02/28/2017	81781875		81781875	7103.7 · Grdwtr Qual-Computer Svc	62.50
				81781875	7101.4 · Prod Monitor-Computer	62.50
TOTAL						125.00
Bill Pmt -Check	03/15/2017	20005	DE HAAN, HENRY	Ag Pool Member Compensation	1012 · Bank of America Gen'l Ckg	
Bill	02/09/2017	2/09 Special Ag Mtg		2/09/17 Special Ag Pool Meeting	8411 · Compensation	25.00
				2/09/17 Special Ag Pool Meeting	8470 · Ag Meeting Attend -Special	100.00
Bill	02/09/2017	2/09 Ag Pool Mtg		2/09/17 Ag Pool Meeting	8411 · Compensation	25.00
				2/09/17 Ag Pool Meeting	8470 · Ag Meeting Attend -Special	100.00
TOTAL						250.00
Bill Pmt -Check	03/15/2017	20006	EGOSCUE LAW GROUP	11531	1012 · Bank of America Gen'l Ckg	
Bill	02/28/2017	11531		Ag Pool Legal Services - February 2017	8467 · Ag Legal & Technical Services	29,750.00
TOTAL						29,750.00
P13						
Bill Pmt -Check	03/15/2017	20007	FIRST LEGAL NETWORK LLC	40008576	1012 · Bank of America Gen'l Ckg	
Bill	02/28/2017	40008576		Filings on 2/17/17 and 2/23/17, pickup 2/17/17	6061.5 · Court Filing Services	328.54
TOTAL						328.54
Bill Pmt -Check	03/15/2017	20008	INLAND EMPIRE UTILITIES AGENCY	90019721	1012 · Bank of America Gen'l Ckg	
Bill	03/15/2017	90019721		Groundwater Recharge O&M cost reimbursement	7206 · Comp Recharge-O&M	217,185.73
Bill	03/15/2017	90019763		FY 2015/16 O&M Reconciliation	7206 · Comp Recharge-O&M	-78,397.00
TOTAL						138,788.73
Bill Pmt -Check	03/15/2017	20009	LOEB & LOEB LLP	1708659	1012 · Bank of America Gen'l Ckg	
Bill	02/28/2017	1708659		Non-Ag Pool Legal Service - February 2017	8567 · Non-Ag Legal Service	7,764.75
TOTAL						7,764.75
Bill Pmt -Check	03/15/2017	20010	MINDSHIFT	0240802	1012 · Bank of America Gen'l Ckg	
Bill	03/01/2017	0240802		IT Managed Services	6052.4 · mindSHIFT-Managed Services	3,770.00
				Backup & Recovery	6052.5 · mindSHIFT-Data Backup/Storage	792.00
TOTAL						4,562.00
Bill Pmt -Check	03/15/2017	20011	PAYCHEX	2017030200	1012 · Bank of America Gen'l Ckg	
Bill	02/28/2017	2017030200		February 2017	6012 · Payroll Services	296.94
TOTAL						296.94

CHINO BASIN WATERMASTER
Cash Disbursements For The Month of
March 2017

Type	Date	Num	Name	Memo	Account	Paid Amount
Bill Pmt -Check	03/15/2017	20012	VERIZON WIRELESS	9781488571	1012 · Bank of America Gen'l Ckg	
Bill	03/15/2017	9781488571		Acct #470810953-00001	6022 · Telephone	336.88
TOTAL						336.88
Bill Pmt -Check	03/16/2017	ACH 031617	PUBLIC EMPLOYEES' RETIREMENT SYSTEM	Payor #3493	1012 · Bank of America Gen'l Ckg	
General Journal	03/11/2017	03/11/2017	PUBLIC EMPLOYEES' RETIREMENT SYSTEM	CalPERS Retirement for 02/26/17-03/11/17	2000 · Accounts Payable	1,480.43
TOTAL						1,480.43
Bill Pmt -Check	03/21/2017	20013	CHAMPION SECURITY	2059	1012 · Bank of America Gen'l Ckg	
Bill	03/21/2017	2059		CCTV exterior system, cameras, installation	1840 · Capital Assets	5,460.00
TOTAL						5,460.00
General Journal	03/25/2017	03/25/2017	Payroll and Taxes for 03/12/17-03/25/17	Payroll and Taxes for 03/12/17-03/25/17	1012 · Bank of America Gen'l Ckg	
				Direct Deposits for 03/12/17-03/25/17	1012 · Bank of America Gen'l Ckg	23,072.87
				Payroll Taxes for 03/12/17-03/25/17	1012 · Bank of America Gen'l Ckg	7,735.91
			ICMA-RC	457(f) Employee Deductions for 03/12/17-03/25/17	1012 · Bank of America Gen'l Ckg	3,434.17
			ICMA-RC	401(a) Employee Deductions for 03/12/17-03/25/17	1012 · Bank of America Gen'l Ckg	1,235.97
TOTAL						35,478.92
Bill Pmt -Check	03/27/2017	20014	BANK OF AMERICA	XXXX-XXXX-XXXX-9341	1012 · Bank of America Gen'l Ckg	
Bill	02/28/2017	XXXX-XXXX-XXXX-9341		Software for project mgmt.	6054 · Computer Software	177.00
				Miscellaneous office supplies	6031.7 · Other Office Supplies	365.08
				PK meeting w/M. Zvirbulis	8312 · Meeting Expenses	29.79
				Lunch for staff/consultants Ag Pool Mtg prep	8412 · Meeting Expenses	70.00
				Lunch for Ag Pool Special Meeting 2/09/17	8412 · Meeting Expenses	147.85
				Flowers for staff member	6031.7 · Other Office Supplies	63.55
				Pictures of new Board members, Pool Chairs	6312 · Meeting Expenses	300.00
				Pies for staff meeting 2/23/187	6141.3 · Admin Meetings	29.47
				PK meeting w/IEUA staff	8312 · Meeting Expenses	76.19
				Renewal of Amazon Prime membership	6111 · Membership Dues	106.67
				Renewal of GRA Membership-PK	6111 · Membership Dues	125.00
				Purchase portable heater for office	6031.7 · Other Office Supplies	21.55
				Tint windows in executive office	6031.7 · Other Office Supplies	480.75
TOTAL						1,992.90
Bill Pmt -Check	03/27/2017	20015	CALPERS	1394905143	1012 · Bank of America Gen'l Ckg	
Bill	03/15/2017	1394905143		1394905143	60182.1 · Medical Insurance	8,172.69
TOTAL						8,172.69

2014

CHINO BASIN WATERMASTER
Cash Disbursements For The Month of
March 2017

Type	Date	Num	Name	Memo	Account	Paid Amount
Bill Pmt -Check	03/27/2017	20016	CUCAMONGA VALLEY WATER DISTRICT	Lease due April 1, 2017	1012 · Bank of America Gen'l Ckg	
Bill	03/16/2017			Lease due April 1, 2017	1422 · Prepaid Rent	6,447.61
TOTAL						<u>6,447.61</u>
Bill Pmt -Check	03/27/2017	20017	FRONTIER COMMUNICATIONS	909-484-3890-050914-5	1012 · Bank of America Gen'l Ckg	
Bill	03/16/2017	90948438900509145		Office fax, office lines	6022 · Telephone	142.96
TOTAL						<u>142.96</u>
Bill Pmt -Check	03/27/2017	20018	GREAT AMERICA LEASING CORP.	20338692	1012 · Bank of America Gen'l Ckg	
Bill	03/21/2017	20338692		Invoice - March 2017	6043.1 · Ricoh Lease Fee	2,553.68
TOTAL						<u>2,553.68</u>
Bill Pmt -Check	03/27/2017	20019	INLAND EMPIRE UTILITIES AGENCY	90019770	1012 · Bank of America Gen'l Ckg	
Bill	03/17/2017	90019770		Groundwater Recharge O&M cost-4th quarter	7206 · Comp Recharge-O&M	243,510.82
TOTAL						<u>243,510.82</u>
Bill Pmt -Check	03/27/2017	20020	LEGAL SHIELD	0111802	1012 · Bank of America Gen'l Ckg	
Bill	03/22/2017	0111802		Employee deductions - March 2017	60194 · Other Employee Insurance	79.70
TOTAL						<u>79.70</u>
Bill Pmt -Check	03/27/2017	20021	PRINTING RESOURCES	64030	1012 · Bank of America Gen'l Ckg	
Bill	03/17/2017	64030		Nameplate - Kati Parker	6031.7 · Other Office Supplies	30.60
TOTAL						<u>30.60</u>
Bill Pmt -Check	03/27/2017	20022	R&D PEST SERVICES	0212502	1012 · Bank of America Gen'l Ckg	
Bill	03/16/2017	0212502		Pest control	6024 · Building Repair & Maintenance	100.00
TOTAL						<u>100.00</u>
Bill Pmt -Check	03/27/2017	20023	RAUCH COMMUNICATION CONSULTANTS, LLC Feb-1702		1012 · Bank of America Gen'l Ckg	
Bill	02/28/2017	Feb-1702		Work thru January 31, 2017	6061.3 · Rauch	1,992.00
TOTAL						<u>1,992.00</u>
Bill Pmt -Check	03/27/2017	20024	RICOH USA, INC.	1068680919	1012 · Bank of America Gen'l Ckg	
Bill	03/16/2017	1068680919		Install replacement WiFi Router-WMOFFICE	6052.6 · mindSHIFT/Ricoh-Services	416.88
TOTAL						<u>416.88</u>
Bill Pmt -Check	03/27/2017	20025	RON SHELLEY'S AUTOMOTIVE	9423	1012 · Bank of America Gen'l Ckg	
Bill	03/15/2017	9423		Tire repair - Expedition	6177 · Vehicle Repairs & Maintenance	19.31
TOTAL						<u>19.31</u>

CHINO BASIN WATERMASTER
Cash Disbursements For The Month of
March 2017

Type	Date	Num	Name	Memo	Account	Paid Amount
Bill Pmt -Check	03/27/2017	20026	SAN BERNARDINO COUNTY - DEPT. AIRPORTS	Lease No. CNO000773	1012 · Bank of America Gen'l Ckg	
Bill	03/21/2017	Lease No. CNO000773		Annual rental payment to county for extensometer s	7107.9 · Grd Level-Other	1,596.00
TOTAL						1,596.00
Bill Pmt -Check	03/27/2017	20027	STANDARD INSURANCE CO.	Policy # 00-649299-0009	1012 · Bank of America Gen'l Ckg	
Bill	03/22/2017	006492990009		Policy # 00-649299-0009	60191 · Life & Disab.Ins Benefits	725.05
TOTAL						725.05
Bill Pmt -Check	03/27/2017	20028	STAPLES BUSINESS ADVANTAGE	8043561020	1012 · Bank of America Gen'l Ckg	
Bill	03/11/2017	8043561020		Miscellaneous office supplies	6031.7 · Other Office Supplies	15.24
TOTAL						15.24
Bill Pmt -Check	03/27/2017	20029	STAULA, MARY L	VOID:	1012 · Bank of America Gen'l Ckg	
TOTAL						0.00
Bill Pmt -Check	03/27/2017	20030	TELLEZ-FOSTER, EDGAR	MILEAGE REIMBURSEMENT	1012 · Bank of America Gen'l Ckg	
Bill	03/23/2017			Mileage reimbursements to various meetings	6173 · Airfare/Mileage	104.33
TOTAL						104.33
P 16						
Bill Pmt -Check	03/27/2017	20031	UNITED HEALTHCARE	0043054114	1012 · Bank of America Gen'l Ckg	
Bill	03/15/2017	0043054114		Dental Insurance Premium - April 2017	60182.2 · Dental & Vision Ins	749.75
TOTAL						749.75
Bill Pmt -Check	03/27/2017	20032	VERIZON WIRELESS	9782027530	1012 · Bank of America Gen'l Ckg	
Bill	03/22/2017	9782027530		Acct #642073270-00001	7103.7 · Grdwtr Qual-Computer Svc	100.08
TOTAL						100.08
Bill Pmt -Check	03/27/2017	20033	STAULA, MARY L	Retiree Medical	1012 · Bank of America Gen'l Ckg	
Bill	03/31/2017				60182.4 · Retiree Medical	22.24
TOTAL						22.24
Bill Pmt -Check	03/30/2017	ACH 033017	PUBLIC EMPLOYEES' RETIREMENT SYSTEM	Payor #3493	1012 · Bank of America Gen'l Ckg	
General Journal	03/25/2017	17/03/06	PUBLIC EMPLOYEES' RETIREMENT SYSTEM	CalPERS Retirement for 03/12/17-03/25/17	2000 · Accounts Payable	1,480.43
TOTAL						1,480.43
General Journal	03/31/2017	03/31/2017	Wage Works FSA Direct Debits - March 2017	Wage Works FSA Direct Debits - March 2017	1012 · Bank of America Gen'l Ckg	
				Wage Works FSA Direct Debits - March 2017	1012 · Bank of America Gen'l Ckg	638.75
				Wage Works FSA Direct Debits - March 2017	1012 · Bank of America Gen'l Ckg	400.00
				Wage Works FSA Direct Debits - March 2017	1012 · Bank of America Gen'l Ckg	638.75
				Wage Works FSA Direct Debits - March 2017	1012 · Bank of America Gen'l Ckg	81.50

CHINO BASIN WATERMASTER
Cash Disbursements For The Month of
March 2017

	<u>Type</u>	<u>Date</u>	<u>Num</u>	<u>Name</u>	<u>Memo</u>	<u>Account</u>	<u>Paid Amount</u>
TOTAL							1,759.00
						Total Disbursements:	<u>917,677.00</u>

P17

THIS PAGE
HAS
INTENTIONALLY
BEEN LEFT
BLANK
FOR PAGINATION



CHINO BASIN WATERMASTER

9641 San Bernardino Road, Rancho Cucamonga, Ca 91730
Tel: 909.484.3888 Fax: 909.484.3890 www.cbwm.org

PETER KAVOUNAS, P.E.
General Manager

STAFF REPORT

DATE: May 18, 2017
TO: Advisory Committee Members
SUBJECT: VISA Check Detail Report - Financial Report B2 (March 31, 2017)

SUMMARY

Issue: Record of VISA credit card payment disbursed for the month of March 31, 2017.

Recommendation: Receive and file VISA Check Detail Report for March 31, 2017 as presented.

Financial Impact: Funds disbursed were included in the FY 2016/17 "Amended" Watermaster Budget.

Future Consideration

Advisory Committee – May 18, 2017: Receive and File

Watermaster Board – May 25, 2017: Receive and File (Normal Course of Business)

ACTIONS:

Appropriative Pool – May 11, 2017: Unanimously approved

Non-Agricultural Pool – May 11, 2017: Moved unanimously to receive and file, without approval

Agricultural Pool – May 11, 2017: Unanimously approved

Advisory Committee – May 18, 2017:

Watermaster Board – May 25, 2017:

BACKGROUND

A monthly VISA Check Detail report is provided to keep all members apprised of Watermaster expenditures charged against the General Manager and Chief Financial Officer's Bank of America VISA card.

DISCUSSION

The total cash disbursements during the month of March 2017 were \$1,992.90. The payment was processed in the amount of \$1,992.90 (by check number 20014 dated March 27, 2017). The monthly charges for March 2017 of \$1,992.90 were for routine and customary expenditures and properly documented with receipts.

ATTACHMENTS

1. Financial Report - B2

CHINO BASIN WATERMASTER
VISA Check Detail Report
March 2017

Type	Num	Date	Name	Memo	Account	Paid Amount
Bill Pmt -Check	03/27/2017	20014	BANK OF AMERICA	XXXX-XXXX-XXXX-9341	1012 · Bank of America Gen'l Ckg	
Bill	02/28/2017	XXXX-XXXX-XXXX-9341		Software for project mgmt.	6054 · Computer Software	177.00
				Miscellaneous office supplies	6031.7 · Other Office Supplies	365.08
				PK meeting w/M. Zvirbulis	8312 · Meeting Expenses	29.79
				Lunch for staff/consultants Ag Pool Mtg prep	8412 · Meeting Expenses	70.00
				Lunch for Ag Pool Special Meeting 2/09/17	8412 · Meeting Expenses	147.85
				Flowers for staff member	6031.7 · Other Office Supplies	63.55
				Pictures of new Board members, Pool Chairs	6312 · Meeting Expenses	300.00
				Pies for staff meeting 2/23/187	6141.3 · Admin Meetings	29.47
				PK meeting w/IEUA staff	8312 · Meeting Expenses	76.19
				Renewal of Amazon Prime membership	6111 · Membership Dues	106.67
				Renewal of GRA Membership-PK	6111 · Membership Dues	125.00
				Purchase portable heater for office	6031.7 · Other Office Supplies	21.55
				Tint windows in executive office	6031.7 · Other Office Supplies	480.75
					Total Disbursements:	<u>1,992.90</u>

P21

THIS PAGE
HAS
INTENTIONALLY
BEEN LEFT
BLANK
FOR PAGINATION



CHINO BASIN WATERMASTER

9641 San Bernardino Road, Rancho Cucamonga, Ca 91730
Tel: 909.484.3888 Fax: 909.484.3890 www.cbwm.org

PETER KAVOUNAS, P.E.
General Manager

STAFF REPORT

DATE: May 18, 2017
TO: Advisory Committee Members
SUBJECT: Combining Schedule of Revenue, Expenses and Changes in Net Assets for the Period July 1, 2016 through March 31, 2017 - Financial Report B3 (March 31, 2017)

SUMMARY

Issue: Record of Revenue, Expenses and Changes in Net Assets for the Period July 1, 2016 through March 31, 2017.

Recommendation: Receive and file Combining Schedule of Revenue, Expenses and Changes in Net Assets for the Period July 1, 2016 through March 31, 2017 as presented.

Financial Impact: Funds disbursed were included in the FY 2016/17 "Amended" Watermaster Budget.

Future Consideration

Advisory Committee – May 18, 2017: Receive and File

Watermaster Board – May 25, 2017: Receive and File (Normal Course of Business)

ACTIONS:

Appropriative Pool – May 11, 2017: Unanimously approved

Non-Agricultural Pool – May 11, 2017: Moved unanimously to receive and file, without approval

Agricultural Pool – May 11, 2017: Unanimously approved

Advisory Committee – May 18, 2017:

Watermaster Board – May 25, 2017:

BACKGROUND

A Combining Schedule of Revenue, Expenses and Changes in Net Assets for the period July 1, 2016 through March 31, 2017 is provided to keep all members apprised of the FY 2016/17 cumulative Watermaster revenues, expenditures and changes in net assets for the period listed.

DISCUSSION

The Combining Schedule of Revenue, Expenses and Changes in Net Assets has been created from various financial reports and statements created from Intuit QuickBooks Enterprise Solutions 17.0, the Watermaster accounting system. The Combining Schedule provided balances to the supporting documentation in the Watermaster accounting system as presented.

ATTACHMENTS:

1. Financial Report - B3

CHINO BASIN WATERMASTER
 COMBINING SCHEDULE OF REVENUE, EXPENSES AND CHANGES IN NET ASSETS
 FOR THE PERIOD JULY 1, 2016 THROUGH MARCH 31, 2017

P25

	WATERMASTER ADMINISTRATION	OPTIMUM BASIN MANAGEMENT	POOL ADMINISTRATION & SPECIAL PROJECTS			GROUNDWATER REPLENISHMENT	LAIF VALUE ADJ.	GASB 68 BEG. NET POSITION	GRAND TOTALS	AMENDED BUDGET 2016-2017
			APPROPRIATIVE POOL	AG POOL	NON-AG POOL					
Administrative Revenues:										
Administrative Assessments			10,059,406		255,682				10,315,088	10,314,656
Interest Revenue			45,673	2,491	543				48,708	19,890
Mutual Agency Project Revenue	159,631								159,631	158,923
Miscellaneous Income									-	0
Total Revenues	159,631	-	10,105,079	2,491	256,226	-	-	-	10,523,427	10,493,469
Administrative & Project Expenditures:										
Watermaster Administration	1,195,735								1,195,735	1,286,992
Watermaster Board-Advisory Committee	137,631								137,631	202,053
Ag Pool Misc. Expense - Ag Fund				546					546	400
Pool Administration			95,251	221,433	67,466				384,150	569,293
Optimum Basin Mgmt Administration		1,283,696							1,283,696	1,727,519
OBMP Project Costs		2,465,635							2,465,635	3,811,606
Debt Service		386,803							386,803	465,200
Basin Recharge Improvements		664,667							664,667	5,060,744
Total Administrative/OBMP Expenses	1,333,366	4,800,801	95,251	221,433	67,466	-	-	-	6,518,863	13,123,806
Net Administrative/OBMP Expenses	(1,173,735)	(4,800,801)								
Allocate Net Admin Expenses To Pools	<u>1,173,735</u>		883,239	257,066	33,430				-	
Allocate Net OBMP Expenses To Pools		3,749,331	2,821,383	821,160	106,788				-	
Allocate Debt Service to App Pool		386,803	386,803						-	
Allocate Basin Recharge to App Pool		<u>664,667</u>	664,667						-	
Agricultural Expense Transfer*			1,299,659	(1,299,659)					-	
Total Expenses			6,151,002	546	207,685	-	-	-	6,518,863	13,123,806
Net Administrative Income			3,954,078	1,945	48,541	-	-	-	4,004,564	(2,630,337)
Other Income/(Expense)										
Replenishment Water Assessments						858,227			858,227	0
Desalter Replenishment Obligation						116,635			116,635	0
Non-Ag Stored Water Purchases									-	0
Exhibit "G" Non-Ag Pool Water			570,000						570,000	0
Interest Revenue						7,759			7,759	0
MWD Water Purchases									-	0
Non-Ag Stored Water Purchases									-	0
Exhibit "G" Non-Ag Pool Water			(570,000)						(570,000)	0
MWD Water Purchases									-	0
Groundwater Replenishment						(2,479,480)			(2,479,480)	0
LAIF - Fair Market Value Adjustment									-	0
Other Post-Employment Benefits (OPEB)									-	0
Refund-Excess Reserves			(31,189)		(3,509)				(34,698)	0
Refund-Recharge Debt			(155,824)						(155,824)	0
SB 222 Funds Used			(153,744)		(4,507)				(158,251)	0
Net Other Income/(Expense)			(340,757)	-	(8,016)	(1,496,860)	-	-	(1,845,633)	0
Net Transfers To/(From) Reserves		2,158,931	3,613,321	1,945	40,525	(1,496,860)	-	-	2,158,931	(2,630,337)
Net Assets, July 1, 2016			7,493,337	483,176	79,969	2,465,056	3,308	(740,195)	9,784,651	
Net Assets, End of Period			11,106,658	485,121	120,494	968,197	3,308	(740,195)	11,943,582	11,943,582
15/16 Assessable Production			89,906.000	26,167.031	3,402.908				119,475.939	
15/16 Production Percentages			75.250%	21.902%	2.848%				100.000%	

*Fund balance transfer as agreed to in the Peace Agreement.

N:\Administration\Meetings - Agendas & Minutes\2017\Staff Letters\20170516 - B3 Combining Schedule_March 2017.xls\Jul2016-Mar2017

THIS PAGE
HAS
INTENTIONALLY
BEEN LEFT
BLANK
FOR PAGINATION



CHINO BASIN WATERMASTER

9641 San Bernardino Road, Rancho Cucamonga, Ca 91730
Tel: 909.484.3888 Fax: 909.484.3890 www.cbwm.org

PETER KAVOUNAS, P.E.
General Manager

STAFF REPORT

DATE: May 18, 2017

TO: Advisory Committee Members

SUBJECT: Treasurer's Report of Financial Affairs for the Period March 1, 2017 through March 31, 2017 - Financial Report B4 (March 31, 2017)

SUMMARY

Issue: Record of increases or decreases in the cash position, assets and liabilities of Watermaster for the Period of March 1, 2017 through March 31, 2017.

Recommendation: Receive and file Treasurer's Report of Financial Affairs for the Period March 1, 2017 through March 31, 2017 as presented.

Financial Impact: Funds disbursed were included in the FY 2016/17 "Amended" Watermaster Budget.

Future Consideration

Advisory Committee – May 18, 2017: Receive and File

Watermaster Board – May 25, 2017: Receive and File (Normal Course of Business)

ACTIONS:

Appropriative Pool – May 11, 2017: Unanimously approved

Non-Agricultural Pool – May 11, 2017: Moved unanimously to receive and file, without approval

Agricultural Pool – May 11, 2017: Unanimously approved

Advisory Committee – May 18, 2017:

Watermaster Board – May 25, 2017:

BACKGROUND

A Treasurer's Report of Financial Affairs for the Period March 1, 2017 through March 31, 2017 is provided to keep all members apprised of the total cash in banks (Bank of America, LAIF, and CalTRUST) and on hand at the Watermaster office (petty cash) at the end of the period stated. The Treasurer's Report details the change (increase or decrease) in the overall cash position of Watermaster, as well as the changes (increase or decrease) to the assets and liabilities section of the balance sheet. The report also provides a detailed listing of all deposits and/or withdrawals in the California State Treasurer's Local Agency Investment Fund (LAIF) and/or CalTRUST, the most current effective yield as of the last quarter, and the ending balance in LAIF as of the reporting date.

DISCUSSION

The Treasurer's Report of Financial Affairs has been created from various financial reports and statements created from Intuit QuickBooks Enterprise Solutions 17.0, the Watermaster accounting system. The Treasurer's Report provided, balances to the supporting documentation in the Watermaster accounting system, as well as the supporting bank statements.

ATTACHMENTS

1. Financial Report - B4

**CHINO BASIN WATERMASTER
TREASURER'S REPORT OF FINANCIAL AFFAIRS FOR THE PERIOD
MARCH 1, 2017 THROUGH MARCH 31, 2017**

Financial Report - B4

DEPOSITORIES:

Cash on Hand - Petty Cash		\$	500
Bank of America			
Governmental Checking-Demand Deposits	\$	545,148	
Zero Balance Account - Payroll	\$	-	545,148
Local Agency Investment Fund - Sacramento			13,606,582
TOTAL CASH IN BANKS AND ON HAND	3/31/2017		\$ 14,152,230
TOTAL CASH IN BANKS AND ON HAND	2/28/2017		15,069,907
PERIOD INCREASE (DECREASE)			\$ (917,677)

CHANGE IN CASH POSITION DUE TO:

Decrease/(Increase) in Assets: Accounts Receivable		\$	(28,069)
Assessments Receivable			(570,000)
Prepaid Expenses, Deposits & Other Current Assets			(4,116)
(Decrease)/Increase in Liabilities: Accounts Payable			677,261
Accrued Payroll, Payroll Taxes & Other Current Liabilities			(231,361)
Long Term Liabilities			2,391
Transfer to/(from) Reserves			(763,784)
PERIOD INCREASE (DECREASE)			\$ (917,677)

P29

SUMMARY OF FINANCIAL TRANSACTIONS:

	Petty Cash	Govt'l Checking Demand	Zero Balance Account Payroll	Local Agency Investment Funds	Totals
Balances as of 2/28/2017	\$ 500	\$ 427,825	\$ -	\$ 14,641,582	\$ 15,069,907
Deposits	-	1,035,000	-	-	1,035,000
Transfers	-	(129,776)	(98,652)	(1,035,000)	(1,263,428)
Withdrawals/Checks	-	(787,901)	98,652	-	(689,249)
Balances as of 3/31/2017	\$ 500	\$ 545,148	\$ -	\$ 13,606,582	\$ 14,152,230
PERIOD INCREASE OR (DECREASE)	\$ -	\$ 117,323	\$ -	\$ (1,035,000)	\$ (917,677)

**CHINO BASIN WATERMASTER
TREASURER'S REPORT OF FINANCIAL AFFAIRS FOR THE PERIOD
MARCH 1, 2017 THROUGH MARCH 31, 2017**

INVESTMENT TRANSACTIONS

Effective Date	Transaction	Depository	Activity	Redeemed	Days to Maturity	Interest Rate(*)	Maturity Yield
3/9/2017	Withdrawal		\$ (500,000)				
3/29/2017	Withdrawal		\$ (535,000)				
TOTAL INVESTMENT TRANSACTIONS			\$ (1,035,000)	-			

* The earnings rate for L.A.I.F. is a daily variable rate; 0.78% was the effective yield rate at the Quarter ended March 31, 2017.

**INVESTMENT STATUS
March 31, 2017**

<u>Financial Institution</u>	<u>Principal Amount</u>	<u>Number of Days</u>	<u>Interest Rate</u>	<u>Maturity Date</u>
Local Agency Investment Fund	\$ 13,606,582			
TOTAL INVESTMENTS	\$ 13,606,582			

Funds on hand are sufficient to meet all foreseen and planned Administrative and project expenditures during the next six months.

All investment transactions have been executed in accordance with the criteria stated in Chino Basin Watermaster's Investment Policy.

Respectfully submitted,



Joseph S. Joswiak
Chief Financial Officer
Chino Basin Watermaster

P30



CHINO BASIN WATERMASTER

9641 San Bernardino Road, Rancho Cucamonga, Ca 91730
Tel: 909.484.3888 Fax: 909.484.3890 www.cbwm.org

PETER KAVOUNAS, P.E.
General Manager

STAFF REPORT

DATE: May 18, 2017
TO: Advisory Committee Members
SUBJECT: Budget vs. Actual Report for the Period July 1, 2016 through March 31, 2017 -
Financial Report B5 (March 31, 2017)

SUMMARY

Issue: Record of revenues and expenses of Watermaster for the Period of July 1, 2016 through March 31, 2017.

Recommendation: Receive and file Budget vs. Actual Report for the Period July 1, 2016 through March 31, 2017 as presented.

Financial Impact: Funds disbursed were included in the FY 2016/17 "Amended" Watermaster Budget.

Future Consideration

Advisory Committee – May 18, 2017: Receive and File

Watermaster Board – May 25, 2017: Receive and File (Normal Course of Business)

ACTIONS:

Appropriative Pool – May 11, 2017: Unanimously approved

Non-Agricultural Pool – May 11, 2017: Moved unanimously to receive and file, without approval

Agricultural Pool – May 11, 2017: Unanimously approved

Advisory Committee – May 18, 2017:

Watermaster Board – May 25, 2017:

BACKGROUND

A Budget vs. Actual Report for the period July 1, 2016 through March 31, 2017 is provided to keep all members apprised of the total revenues and expenses for the current fiscal year. The expense section is categorized into four distinct sections. Those sections are: General and Administrative Expenses; Optimum Basin Management Program Expenses; Project Expenses; and Other Income/Expenses. The Budget vs. Actual report has been created from Intuit QuickBooks Enterprise Solutions 17.0, the Watermaster accounting system. The Budget vs. Actual report provided, balances to the supporting documentation in the Watermaster accounting system, as well as the supporting bank statements.

DISCUSSION

CURRENT MONTH – MARCH 2017

Year-To-Date (YTD) for the nine months ending March 31, 2017, all but five categories were at or below the projected budget. The categories over budget were as follows: (1) Contract Services expenses (6060's) which were over budget by \$20,864 or 67.4% as a result of a new category of expenses which were unbudgeted and not projected/anticipated during the development of the FY 2016/17 budget and increased expenses with the production of the 39th Annual Report. The unbudgeted expenses were the Court Filing Services which were required as of September 2016 when the court moved from Rancho Cucamonga to San Bernardino; (2) Watermaster Legal Services expenses (6070's) which were over budget by \$79,767 or 50.1% as a result of the Personnel Matters regarding the CalPERS Administrative Hearing for Mr. Alvarez and increased miscellaneous legal expenses; (3) Appropriative Pool Administration (8300's) which were over budget by \$12,693 or 15.4% as a result of ongoing Safe Yield Redetermination and Reset efforts, Storage Agreements, and other legal activities by the Pool's attorney; (4) Ag Legal & Technical Services expenses (8467's) which were over budget by \$21,427 or 13.9% as a result of ongoing Safe Yield Redetermination and Reset efforts, Storage Agreements, and other legal activities by the Pool's attorney; and (5) OBMP (6900's) which were over budget by \$10,694 or 0.8% as a result of ongoing Safe Yield Redetermination and Reset Efforts, Storage Agreements, and other legal activities of the Brownstein Hyatt Farber Schreck attorneys.

The Watermaster budget for FY 2016/17 is divided into 12-monthly amounts and allocated accordingly for almost all budget line items. As the fiscal year progresses, these categories might level out over time and be within the budget levels. If not, then Watermaster staff will recommend a Budget Transfer Form or Budget Amendment Form for approval prior to the June 30, 2017 financial closing.

A Budget Amendment Form (A-17-04-01) in the amount of \$100,000 is being presented for approval during the May 2017 meetings. The amount of \$100,000 is proposed to increase the Brownstein Hyatt Farber Schreck budget from \$871,426 to \$971,426 as a result of the unanticipated costs resulting from the Alvarez CalPERS Hearing and the ongoing additional costs related to the Safe Yield Redetermination and Reset efforts. Please be reminded that during the FY 2016/17 budget workshop discussions, the recommendation was to reduce the overall BHFS legal budget by \$109,689 to the current budgeted amount of \$871,426. Please see Budget Amendment Form (A-17-04-01) in the Business Item section of the packet for more information.

Overall, the Watermaster (YTD) Actual Expenses were \$5,112,549 or 44.0% below the (YTD) Budgeted Expenses of \$11,631,412.

PREVIOUSLY REPORTED ACTIONS (Descending Order)

August 2016:

The Amended Budget for FY 2016/17 is \$13,123,806.45 which includes \$2,630,337.45 for the prior years "Carry Over" funding. The Original Approved budget for FY 2016/17 of \$10,493,469 was approved by the Watermaster Board on May 26, 2016 ($\$10,493,469 + \$2,630,337.45 = \$13,123,806.45$).

July 2016:

During the month of July 2016, the "Carry Over" funding was calculated. The Total "Carry Over" funding amount of \$2,630,337.45 has been posted to the general ledger accounts. The total amount of \$2,630,337.45 consisted of \$2,264,522.96 from Capital Improvement Projects, \$326,577 from Engineering Services, \$29,285.99 from Chino Hills ASR, and \$9,951.50 from the Administrative section for the ongoing completion of the 37th Annual Report for Fiscal Year 2013/14 and the 38th Annual Report for Fiscal Year 2014/15. More detailed information is provided regarding this issue under the "Carry Over" Funding section.

SALARIES EXPENSE

CURRENT MONTH – MARCH 2017

As of March 31, 2017, the total (YTD) Watermaster salary expenses were \$75,491 or 5.9% below the (YTD) budgeted amount of \$1,271,001. The overall staffing budget was developed with a staffing level of ten Full-Time Equivalents (FTE's), and staffing is currently at nine Full-Time Equivalents (FTE's). The position of Water Resources Associate remains vacant and could be recruited for in the future as the work demands increase.

Watermaster utilizes an in-house database time and attendance system to track and record staff's actual hours worked and records those hours to a specific project or activity. This time and attendance database of captured staff hours and activities is the basis for the bi-weekly payrolls which are processed using an external payroll processing service. Watermaster staff can record time to a large number of activities but the five most used categories are as follows (1) General Administrative activities; (2) Paid Leaves of vacation, sick or holiday; (3) Pools, Advisory or Board Meeting attendance; (4) OBMP activities; and (5) OBMP Implementation Program Elements 1 through 9 activities.

When the FY 2016/17 budget was developed, basic assumptions were used in allocating how staff's time would be spent and on which of the projects or activities. The staffing dollars were then allocated into those specific areas and budgeted on a 1/12 monthly budget. When actual staffing activities vary from the budgeted assumptions, a positive or negative variance can be created. Currently, the allocations are tracking within budget.

The table summarizes the Year-To-Date (YTD) Actual Watermaster salary costs compared to the Year-To-Date (YTD) Budget as of March 31, 2017. Please be advised that the "\$ Over Budget" and the "% of Budget" columns are a comparison of the (YTD) Actual to the (YTD) Budget, not the 12-month Annual Budget. The 12-month Annual Budget column is presented only to provide the data in a full and complete format. The following details are provided:

	Jul '16 - Mar '17 Actual	Jul '16 - Mar '17 Budget	\$ Over Budget	% of Budget	FY 2016/17 Annual Budget
WM Salary Expense					
6011 · WM Staff Salaries	698,507.48	692,280.00	6,227.48	100.9%	918,331.00
6011.1 · WM Staff Salaries - Overtime	10,662.00	0.00	10,662.00	100.0%	0.00
6011.4 · 457(f) NQDC Plan	17,306.38	15,600.00	1,706.38	110.94%	20,800.00
6015 · Miscellaneous Payments	60,188.76	0.00	60,188.76	100.0%	0.00
6017 · Temporary Services	0.00	15,750.00	-15,750.00	0.0%	21,000.00
6201 · Advisory Committee - WM Staff Salaries	14,167.42	17,429.00	-3,261.58	81.29%	23,119.00
6301 · Watermaster Board - WM Staff Salaries	24,126.68	26,800.00	-2,673.32	90.03%	35,551.00
8301 · Appropriative Pool - WM Staff Salaries	28,865.10	24,096.00	4,769.10	119.79%	31,965.00
8401 · Agricultural Pool - WM Staff Salaries	14,326.42	21,202.00	-6,875.58	67.57%	28,126.00
8501 · Non-Agricultural Pool - WM Staff Salaries	11,972.61	13,722.00	-1,749.39	87.25%	18,202.00
6901 · OBMP - WM Staff Salaries	45,833.86	37,893.00	7,940.86	120.96%	50,114.00
7101.1 · Production Monitor - WM Staff Salaries	39,892.77	60,661.00	-20,768.23	65.76%	80,622.00
7102.1 · In-line Meter - WM Staff Salaries	764.23	7,079.00	-6,314.77	10.8%	9,389.00
7103.1 · Grdwater Quality - WM Staff Salaries	28,458.84	65,843.00	-37,384.16	43.22%	87,527.00
7104.1 · Grdwater Level - WM Staff Salaries	43,514.68	27,891.00	15,623.68	156.02%	36,999.00
7108.1 · Hydraulic Control - WM Staff Salaries	0.00	2,378.00	-2,378.00	0.0%	3,155.00
7108.11 · Prado Basin - WM Staff Salaries	2,541.96	4,475.00	-1,933.04	56.8%	5,936.00
7201 · Comp Recharge - WM Staff Salaries	46,755.89	44,263.00	2,492.89	105.63%	58,533.00
7301 · PE3&5 - WM Staff Salaries	0.00	11,678.00	-11,678.00	0.0%	15,492.00
7401 · PE4 - WM Staff Salaries	0.00	7,105.00	-7,105.00	0.0%	9,425.00
7501.1 · PE 6&7 - WM Staff Salaries (Plume)	0.00	3,750.00	-3,750.00	0.0%	4,974.00
7501 · PE6&7 - WM Staff Salaries	117.90	3,391.00	-3,273.10	3.48%	4,498.00
7601 · PE8&9 - WM Staff Salaries	7,167.65	34,745.00	-27,577.35	20.63%	46,090.00
Subtotal WM Staff Costs	1,095,170.63	1,138,031.00	-42,860.37	96.23%	1,509,848.00
60185 · Vacation	38,754.58	51,834.00	-13,079.42	74.77%	69,111.00
60186 · Sick Leave	16,072.11	36,511.00	-20,438.89	44.02%	48,682.00
60187 · Holidays	45,512.33	44,625.00	887.33	101.99%	48,682.00
Subtotal WM Paid Leaves	100,339.02	132,970.00	-32,630.98	75.46%	166,475.00
Total WM Salary Costs	1,195,509.65	1,271,001.00	-75,491.35	94.06%	1,676,323.00

PREVIOUSLY REPORTED ACTIONS (Descending Order)

November 2016:

The Sr. Environmental Engineer started his career with Watermaster on Tuesday, November 8, 2016. For more background information on the current Watermaster staff, please see the profile material provided on the Watermaster website: http://www.cbwm.org/org_staff.htm

September 2016:

The ongoing search for the new Water Resources Professional continued with the understanding that Watermaster is a small organization, and very important to ensure that the new team member not only have the right skills and abilities to succeed, but also critical to ensure the employee has the right personality, cultural fit, and understands the unique challenges of working within a small organization. Watermaster conducted three interviews for the Water Resources Professional during October 11, 2016 and October 20, 2016. The General Manager has issued an offer letter and the offer letter has been accepted by one of the candidates. The offer is contingent upon clearing a criminal and civil background investigation, educational verification, verification of employment eligibility in the United States, as well as successfully passing a pre-employment physical examination and drug screening. These verifications are currently ongoing and expected to be completed by October 31, 2016. The new employee is scheduled to start with Watermaster on Tuesday, November 8, 2016.

With the new hire, the staffing level will increase from eight to nine FTE's. As mentioned above, the Watermaster FY 2016/17 staffing budget was developed and approved with ten FTE's.

August 2016:

Watermaster is currently in the process of filling one vacant position. Watermaster started the recruitment process for the Water Resources Professional position on March 16, 2016. After several candidates

completed the interview process during the month of May, it was determined that a new recruitment process should begin. An updated recruitment advertisement was submitted to Brown & Caldwell and Water District Jobs on June 27, 2016. A group of new candidates were selected and scheduled for interviews between August 22, 2016 and September 1, 2016. Because Watermaster is a small organization, it is very important to ensure that the new team member not only has the right skills and abilities to succeed, it is also critical to ensure the employee has the right personality, cultural fit, and understands the challenges of working within a small organization. While some of the candidates had the experience and qualifications for the job description, the culture and personality fit was not a good match for Watermaster. As a result, the recruitment advertisement was resubmitted to Brown & Caldwell and Water District Jobs on September 19, 2016. Watermaster is reviewing all resumes as they are received for consideration. It is anticipated that the recruitment process could take an additional 45-60 days to complete the selection process, background verification, and hire the Water Resources professional.

July 2016:

Watermaster is currently in the process of filling one vacant position. Watermaster started the recruitment process for the Water Resources Professional position on March 16, 2016. After several candidates completed the interview process during the month of May, it was determined that a new recruitment process should begin. An updated recruitment advertisement was submitted to Brown & Caldwell and Water District Jobs on June 27, 2016. A group of new candidates have been selected and scheduled for interviews between August 22, 2016 and September 1, 2016. It is anticipated that the recruitment process could take an additional 30-45 days to complete the selection process, background verification, and hire the Water Resources professional.

LEGAL SERVICES

BROWNSTEIN HYATT FARBER SCHRECK EXPENSES

CURRENT MONTH – MARCH 2017

As of March 31, 2017, the total (YTD) Watermaster Legal Services expenses (consolidating the three categories of Watermaster Administrative Legal Services, Pool/Advisory/Board Meeting legal expenses, and OBMP legal expenses) were \$81,187 or 12.3% above the (YTD) budgeted amount of \$661,013.

The Watermaster Legal Services budget was developed jointly by the Watermaster staff and Brownstein Hyatt Farber Schreck staff with specific assumptions regarding the tasks and legal activities that would occur during FY 2016/17. The total legal services budget was developed by multiplying the number of hours that would be required to complete the specific tasks by the hourly rate. The "Approved" budget amount was adopted for the amount of \$871,426.

A Budget Amendment Form (A-17-04-01) in the amount of \$100,000 is being presented for approval during the May 2017 meetings. The amount of \$100,000 is proposed to increase the Brownstein Hyatt Farber Schreck budget from \$871,426 to \$971,426 as a result of the unanticipated costs resulting from the Alvarez CalPERS Hearing and the ongoing additional costs related to the Safe Yield Redetermination and Reset efforts. Please be reminded that during the FY 2016/17 budget workshop discussions, the recommendation was to reduce the overall BHFS legal budget by \$109,689 to the current budgeted amount of \$871,426. Please see Budget Amendment Form (A-17-04-01) in the Business Item section of the packet for more information.

WATERMASTER ADMINISTRATIVE LEGAL SERVICES:

Overall, the Watermaster Administrative Legal Services expense (6070's) as of March 31, 2017, was \$79,767 or 50.1% above the budgeted amount of \$159,284. The specific items within the Administrative Legal Services expenses (6070's) which were under budget were the expenses for Court Coordination (6071) under budget by \$20,616 or 67.1%; Rules and Regulations (6072) under budget by \$16,498 or 73.0%; Interagency Issues (6074) under budget by \$22,950 or 100.0%; and Party Status Maintenance (6077) under budget by \$21,524 or 100.0%. The specific items within the Administrative Legal Services expenses (6070's) which were over budget were the Personnel Matters (6073) over budget by \$59,343 or 169.5% as a direct result of the legal activities related to the administrative hearing with CalPERS

regarding the Alvarez issue; and the Miscellaneous Category expenses (6078) over budget by \$102,012 or 384.8%.

Personnel Matters: As reported during the previous monthly meetings, Watermaster's legal counsel filed an appeal with CalPERS regarding CalPERS original determination (from February 2013) which rejected the base salary of the former CEO, Desi Alvarez, with regards to his retirement pension benefit. There have been several filings of appeal and we are awaiting CalPERS determination. On December 9, 2013 CalPERS notified the attorneys of record that the CalPERS Legal Office received the case on November 22, 2013 and we would be notified when the case has been assigned to an attorney who will represent CalPERS regarding the appeal. On February 27, 2014 the case was assigned to Wesley E. Kennedy, Senior Staff Attorney for CalPERS. On July 17, 2014 a document request from CalPERS was received by Watermaster related to the pending case. On August 22, 2014 the specific documents were provided to CalPERS. On September 9, 2014 Watermaster received the Notice of Hearing from CalPERS and the hearing has been scheduled for March 11-13, 2015 at the Glendale CalPERS Regional office. On October 1, 2014 Watermaster received from CalPERS a discovery request for Case No. 2013-1113. On December 31, 2014 Brownstein Hyatt Farber Schreck provided the information to Mr. Kennedy of CalPERS as requested on October 1, 2014. On January 16, 2015 a Prehearing conference along with a Settlement conference was conducted in Los Angeles. On March 2, 2015 a Motion to Continue was granted and the new Administrative Hearing (OAH Case No. 2014080757) was scheduled for November 16-18, 2015 at the Glendale CalPERS Regional Office. On September 28, 2015 the attorney for Mr. Alvarez (Mr. Jensen), at the suggestion of Mr. Kennedy, requested a short continuance of the OAH hearing because CalPERS has scheduled a full Board hearing on the claims of one of Mr. Jensen's clients for January 14, 2016 which is right in the middle of the three-day hearing scheduled for Mr. Alvarez's case. On October 9, 2015, an Order Granting Continuance; Notice of New Hearing Dates was provided by the State of California, Department of General Services, Office of Administrative Hearings. The administrative hearing was rescheduled for January 4-6, 2016 at the Glendale CalPERS Regional Office. On October 14, 2015 a Notice of Case Reassignment was received from the CalPERS providing notice that OAH Case No. 2014080757 has been reassigned from attorney Wesley Kennedy to Preet Kaur, Staff Attorney. On November 20, 2015, a Request for Continuance was issued from CalPERS to reschedule the hearing to either the period of April 4 through April 6, 2016 or April 11 through April 15, 2016. On December 11, 2015, an Order Granting Continuance; Notice of New Hearing Dates was issued from the State of California, Department of General Services, Office of Administrative Hearings to reschedule the hearing to April 11-13, 2016. The Administrative Hearing was held on April 11-13, 2016 at the Glendale CalPERS Regional Office. A ruling was scheduled for issuance by the Administrative Judge in July 2016. On June 9, 2016 a request by the CalPERS attorney to extend the deadlines for filing the opening and response briefs was submitted to the Administrative Law Judge. On June 13, 2016 the request was granted and the order now states the opening briefs shall be filed and served no later than July 11, 2016. The response briefs were filed and served no later than August 8, 2016. On September 7, 2016 the Administrative Law Judge issued his proposed decision. The proposed decision by Judge Sawyer was as follows:

1. Concluded that Mr. Alvarez's Watermaster salary did not meet the requirements of a "publicly available pay schedule"
2. Concluded that Mr. Alvarez was employed and should receive service credit for his full year at Watermaster

On November 16, 2016, the CalPERS Board of Administration decided not to adopt the Administrative Law Judge's proposed decision in the Alvarez matter and instead set the matter for a Board hearing. This was pursuant to the recommendation of Board counsel, and there was no discussion as to the rationale nor any comments from Board members. For context, however, this was the only proposed ALJ decision out of the 30 on the Board's agenda that was set for hearing rather than adopted as proposed.

The Board considered 1) whether Mr. Alvarez's salary was pursuant to a "publicly available pay schedule," 2) whether a portion of Mr. Alvarez's salary constituted severance pay, and 3) whether that severance pay was "PERSible."

The hearing was scheduled for the Board of Administration's regular meeting on December 21, 2016 at 9:00 a.m. Pursuant to CalPERS rules, the respondents were collectively allowed a 10-minute oral argument and 5-minute rebuttal, and Watermaster and Alvarez would need to share this time. Counsel had an opportunity to submit a brief written argument along the lines of what was previously submitted for the last Board of Administration meeting. This document was due Friday, December 9, 2016.

During the Board of Administration meeting on December 21, 2016 the CalPERS Board ruled 1) Mr. Alvarez's salary was not pursuant to a "publicly available pay schedule," 2) a portion of Mr. Alvarez's salary did constitute severance pay, and 3) that severance pay was not "PERSible."

Mr. Alvarez had until February 16, 2017 to decide whether or not to file a writ petition appealing the CALPERS' decision. No writ was filed.

WATERMASTER POOLS, ADVISORY AND BOARD LEGAL SERVICES:

The Pools, Advisory Committee and the Board meeting legal expenses from BHFS are captured by month within the accounts (6275, 6375, 6375.1, 8375, 8475 and 8575). The legal service costs associated with the Board Workshop(s) are also included as part of this group. Overall, this category of legal expenses as of March 31, 2017 was \$20,591 or 14.5% below the budgeted amount of \$142,123. Normal Brownstein Hyatt Farber Schreck meeting attendance during any given month includes attendance at all three pool meetings, one Advisory Committee meeting and one Board meeting. The Watermaster parties agreed that during the month of December 2016, the three Pools, the Advisory Committee and the Watermaster Board meetings would not be held, adding additional cost savings to this category.

OBMP LEGAL SERVICES:

The OBMP legal expenses (accounts 6907.31 through 6907.90) were above the budget for the month. As of March 31, 2017 the category of OBMP legal expenses were \$22,011 or 6.1% above the budgeted amount of \$359,606. The majority of expenses within this OBMP category were under budget (YTD), however, the Santa Ana River Habitat legal expenses (6907.36) were over budget by \$16,874 or 100.0%; the Storage Agreement legal expenses (6907.40) were over budget by \$11,218 or 13.8%; the Prado Basin Habitat Sustainability legal expenses (6907.41) were over budget by \$4,707 or 43.7%; and the Safe Yield Redetermination and Reset legal expenses (6907.42) were over budget by \$136,390 or 265.1%.

The table listed below summarizes the Brownstein Hyatt Farber Schreck (BHFS) expenses as of March 31, 2017 compared to the Year-To-Date (YTD) budget. Please be advised that the "\$ Over Budget" and the "% of Budget" columns are a comparison of the (YTD) Actual to the (YTD) Budget, not the 12-month Annual Budget. The 12-month Annual Budget column is presented only to provide the data in a full and complete format. The following details are provided:

	Jul '16 - Mar '17 Actual	Jul '16 - Mar '17 Budget	\$ Over Budget	% of Budget	FY 2016/17 Annual Budget
6070 · Watermaster Legal Services					
6071 · BHFS Legal - Court Coordination	10,096.54	30,713.00	-20,616.46	32.87%	40,950.00
6072 · BHFS Legal - Rules & Regulations	6,087.48	22,585.00	-16,497.52	26.95%	30,113.00
6073 · BHFS Legal - Personnel Matters	94,342.51	35,000.00	59,342.51	269.55%	35,000.00
6074 · BHFS Legal - Interagency Issues	0.00	22,950.00	-22,950.00	0.0%	30,600.00
6076 · BHFS Legal - Storage Issues	0.00	0.00	0.00	0.0%	0.00
6077 · BHFS Legal - Party Status Maintenance	0.00	21,524.00	-21,524.00	0.0%	28,700.00
6078 · BHFS Legal - Miscellaneous (Note 1)	128,524.10	26,512.00	102,012.10	484.78%	35,350.00
Total 6070 · Watermaster Legal Services	239,050.63	159,284.00	79,766.63	150.08%	200,713.00
6275 · BHFS Legal - Advisory Committee	10,714.33	13,600.00	-2,885.67	78.78%	18,700.00
6375 · BHFS Legal - Board Meeting	43,711.06	56,160.00	-12,448.94	77.83%	77,220.00
6375.1 · BHFS Legal - Board Workshop(s)	23,108.76	11,163.00	11,945.76	207.01%	11,163.00
8375 · BHFS Legal - Appropriative Pool	15,093.10	20,400.00	-5,306.90	73.99%	28,050.00
8475 · BHFS Legal - Agricultural Pool	14,968.87	20,400.00	-5,431.13	73.38%	28,050.00
8575 · BHFS Legal - Non-Ag Pool	13,936.14	20,400.00	-6,463.86	68.31%	28,050.00
Total BHFS Legal Services	121,532.26	142,123.00	-20,590.74	85.51%	191,233.00
6907.3 · WM Legal Counsel					
6907.31 · Archibald South Plume	0.00	18,374.00	-18,374.00	0.0%	24,500.00
6907.32 · Chino Airport Plume	0.00	18,374.00	-18,374.00	0.0%	24,500.00
6907.33 · Desalter/Hydraulic Control	0.00	21,524.00	-21,524.00	0.0%	28,700.00
6907.34 · Santa Ana River Water Rights	10,284.60	18,976.00	-8,691.40	54.2%	25,300.00
6907.36 · Santa Ana River Habitat	16,874.35	0.00	16,874.35	100.0%	0.00
6907.38 · Reg. Water Quality Cntrl Board	267.75	10,762.00	-10,494.25	2.49%	14,350.00
6907.39 · Recharge Master Plan	20,684.70	42,300.00	-21,615.30	48.9%	56,400.00
6907.40 · Storage Agreements	92,352.80	81,135.00	11,217.80	113.83%	108,180.00
6907.41 · Prado Basin Habitat Sustainability	15,469.41	10,762.00	4,707.41	143.74%	14,350.00
6907.42 · Safe Yield Recalculation	187,838.55	51,449.00	136,389.55	365.1%	68,600.00
6907.44 · SGMA Compliance	37,845.30	63,824.00	-25,978.70	59.3%	85,100.00
6907.90 · WM Legal Counsel - Unanticipated	0.00	22,126.00	-22,126.00	0.0%	29,500.00
Total 6907 · WM Legal Counsel	381,617.46	359,606.00	22,011.46	106.12%	479,480.00
Total Brownstein, Hyatt, Farber, Schreck Costs	742,200.35	661,013.00	81,187.35	112.28%	871,426.00

Note 1: The types of legal activities that have been charged against the "Miscellaneous" legal category account 6078 are as follows: (1) Correspondence and discussions with Watermaster staff regarding current issues/topics; (2) Correspondence with Watermaster staff regarding special projects (assessment package, replenishment obligations, annual report, audit report, business plan, etc.); (3) Brownstein's status review of ongoing Watermaster projects and issues; (4) Brownstein's update of the outstanding issues list; (5) Coordination of ongoing Watermaster projects; (6) Review of draft documents; (7) Review transfer documents; (8) Ground-Level Monitoring Committee reports/meetings; (9) Review process and criteria for SGMA reporting; (10) Review current California issued drought regulations; (11) Review and comment on Waters of the United States rule making; (12) Review and draft documents for basin boundary regulations; (13) September 13, 2016 Workshop on Watermaster committees and Board roles; (14) Chino Basin water bank discussions; and (15) Miscellaneous legal research on current and pending issues.

OBMP ENGINEERING SERVICES AND LEGAL COSTS

CURRENT MONTH – MARCH 2017

Reviewing in total the OBMP Engineering Services and Legal Costs (consolidating the four categories of OBMP Watermaster Staff and SAWPA, OBMP Engineering Services, OBMP Legal Costs, and OBMP Other Expenses) for the nine months ending March 31, 2017, the actual expenses of \$1,255,414 were above the budgeted amount of \$1,244,720 by \$10,694 or 0.9%. For a detailed discussion, the following is provided.

For March 31, 2017, the accounts 6901-6903 (Optimum Basin Mgmt Program) section was above the Year-To-Date (YTD) budget by \$12,856 or 25.0%. Watermaster utilizes an in-house database time and attendance system to record and document staff's actual hours worked and also allocates those hours to a specific project or activity. Watermaster staff time could be charged to Administrative, OBMP, or Implementation Project categories. Recently, Watermaster staff spent slightly more time on specific

OBMP related areas and less time on other related tasks. As a result, Watermaster staff allocated more actual time to the OBMP project as budgeted, which resulted in an over budget variance of \$7,941 or 21.0%. The remaining expense was the Santa Ana Watershed Project Authority (SAWPA) FY 2016/17 Basin Monitoring Program Task Force Contribution which was budgeted at \$13,500 but actual expenses were billed at \$18,415 which was above the budget by \$4,915 or 36.4% as of March 31, 2017.

For March 31, 2017, the accounts 6906 (Optimum Basin Mgmt Program Engineering Services) section was below the Year-To-Date (YTD) budget by \$19,279 or 2.3%. For FY 2016/17, the OBMP-Safe Yield Redetermination and Reset expenses (6906.73) did not have a budget amount authorized and for the month of March, there were no expenses charged to the OBMP-Safe Yield Redetermination and Reset account. The majority of expenses within this OBMP category were under budget (YTD), however, the accounts which were over budget were as follows: the OBMP-Watermaster Model Update expenses (6906.1) which were over budget by \$152,104 or 114.9%; the SGMA Reporting Requirement expenses (6906.23) which were over budget by \$3,039 or 14.4%; the OBMP-Pool, Advisory, Board Meeting Engineering Services expenses (6906.31) which were over budget by \$7,836 or 10.9%; the OBMP-Other General Meetings Engineering Services expenses (6906.32) which were over budget by \$41,696 or 154.2%; the OBMP-Data Requests-CBWM Staff Engineering Services expenses (6906.71) which were over budget by \$81,597 or 119.3%; the OBMP-Data Requests-Non Watermaster Staff expenses (6906.72) which were over budget by \$850 or 3.6%; the Preparation of the 38th/39th Annual Reports which were over budget by \$18,010 or 40.2%; and the OBMP Engineering Services-Other expenses (6906) which were over budget by \$4,169 or 19.5%.

Within the category 6907 (Optimum Basin Mgmt Program Legal Fees) are the remaining Brownstein Hyatt Farber Schreck (BHFS) Watermaster's legal expenses. Within the legal expense category, some individual line item activities were above the budget by \$169,189 while some other line item activities were below the budget by \$147,177. Above the budget line items were the Santa Ana River Habitat expenses of \$16,874; the Storage Agreement expenses of \$11,218; Prado Basin Habitat Sustainability expenses of \$4,707; and the Safe Yield Redetermination and Reset expenses of \$136,390. The individual legal projects/activities that were below budget for the Year-To-Date (YTD) period were the Archibald South Plume of \$18,374; the Chino Airport Plume of \$18,374; the Desalter/Hydraulic Control of \$21,524; the Santa Ana River Water Rights expenses of \$8,691; the Regional Water Quality Control Board of \$10,494; the Recharge Master Plan of \$21,615; the SGMA Compliance of \$25,979; and the WM Unanticipated legal expenses of \$22,126. For the nine months ended March 31, 2017, the overall cumulative (YTD) budget was \$359,606 and the actual (BHFS) legal expenses totaled \$381,617 which resulted in an over budget variance of \$22,011 or 6.1%.

The OBMP Other Expenses (6909's) were below the budget for the month. These expenses are typically conference calls, meeting expenses, supplies, annual inspection fees, and other miscellaneous type expenses. As of March 31, 2017 this category of expenses was \$4,894 or 46.1% below the budgeted amount of \$10,626.

The WEI Support for IEUA expenses are categorized within the category (6910's). The individual general ledger accounts are as follows: IRP Groundwater Modeling-WEI expenses (6910.10); As Needed Support for Obtaining Grant Funding of RMPU Projects expenses (6910.11); Preparation of a Compliance Demonstration for Stormwater Recharge expenses (6910.12); Ground Water Velocity Field for the San Sevaime Improvement Project expenses (6910.13); Truing-Up the 2013 RMPU Estimates expenses (6910.14); and RMPU-MPI Analysis expenses (6910.20). These expenses are billed directly to IEUA on the following month once the payment has been issued to Wildermuth Environmental, Inc. per the agreement. As of March 31, 2017 this category of expenses was fully invoiced in the amount of \$190,392 to IEUA.

Overall, the Optimum Basin Management Program (OBMP) category was \$1,255,414 compared to a (YTD) budget of \$1,244,720 for an over budget of \$10,694 or 0.9% as of March 31, 2017.

The table listed below summarizes the Optimum Basin Management Program (OBMP) expenses as of March 31, 2017 compared to the Year-To-Date (YTD) budget. Please be advised that the "\$ Over

Budget” and the “% of Budget” columns are a comparison of the (YTD) Actual to the (YTD) Budget, not the 12-month Annual Budget. The 12-month Annual Budget column is presented only to provide the data in a full and complete format. The following details are provided:

	Jul '16 - Mar '17 Actual	Jul '16 - Mar '17 Budget	\$ Over Budget	% of Budget	FY 2016/17 Annual Budget
6900 · Optimum Basin Mgmt Plan					
6901 · WM Staff Salaries	45,833.86	37,893.00	7,940.86	120.96%	50,114.00
6903 · OBMP SAWPA Group	18,415.00	13,500.00	4,915.00	136.41%	13,500.00
Total 6901-6903 · OBMP WM Staff/SAWPA	64,248.86	51,393.00	12,855.86	125.02%	63,614.00
6906 · OBMP Engineering Services					
6906.1 · OBMP - Watermaster Model Update	284,449.00	132,345.00	152,104.00	214.93%	176,460.00
6906.21 · State of the Basin Report	23,873.10	75,001.00	-51,127.90	31.83%	100,000.00
6906.22 · Water Rights Compliance Reporting	10,599.60	18,981.00	-8,381.40	55.84%	25,308.00
6906.23 · SGMA Reporting Requirements	24,067.58	21,029.00	3,038.58	114.45%	28,040.00
6906.24 · Compliance - SB88 and SWRCB	37,783.86	56,250.00	-18,466.14	67.17%	75,000.00
6906.25 · Initial Assessment - Section 4.5-SYRA	0.00	160,304.00	-160,304.00	0.0%	213,740.00
6906.31 · OBMP - Pool, Advisory, Board Mtgs.	79,921.32	72,085.00	7,836.32	110.87%	96,114.00
6906.32 · OBMP - Other General Meetings	68,729.29	27,033.00	41,696.29	254.24%	36,045.00
6906.71 · OBMP - Data Requests - CBWM Staff	149,964.62	68,368.00	81,596.62	219.35%	91,156.00
6906.72 · OBMP - Data Requests - Non CBWM	24,361.55	23,512.00	849.55	103.61%	31,348.00
6906.73 · OBMP - Safe Yield Recalculation	0.00	0.00	0.00	0.0%	0.00
6906.74 · OBMP - Mat'l Phy. Injury Requests	11,701.20	52,501.00	-40,799.80	22.29%	70,000.00
6906.75 · OBMP - Recharge Master Plan	0.00	0.00	0.00	0.0%	0.00
6906.81 · Prepare 38th/39th Annual Reports	62,775.73	44,766.00	18,009.73	140.23%	59,688.00
6906.82 · Support for Assessment Package	0.00	49,500.00	-49,500.00	0.0%	66,000.00
6906 · OBMP Engineering Services - Other	25,589.30	21,420.00	4,169.30	119.47%	28,560.00
Total 6906 · OBMP Engineering Services	803,816.15	823,095.00	-19,278.85	97.66%	1,097,459.00
6907 · OBMP Legal Fees					
6907.3 · WM Legal Counsel					
6907.31 · Archibald South Plume	0.00	18,374.00	-18,374.00	0.0%	24,500.00
6907.32 · Chino Airport Plume	0.00	18,374.00	-18,374.00	0.0%	24,500.00
6907.33 · Desalter/Hydraulic Control	0.00	21,524.00	-21,524.00	0.0%	28,700.00
6907.34 · Santa Ana River Water Rights	10,284.60	18,976.00	-8,691.40	54.2%	25,300.00
6907.36 · Santa Ana River Habitat	16,874.35	0.00	16,874.35	100.0%	0.00
6907.38 · Reg. Water Quality Cntrl Board	267.75	10,762.00	-10,494.25	2.49%	14,350.00
6907.39 · Recharge Master Plan	20,684.70	42,300.00	-21,615.30	48.9%	56,400.00
6907.40 · Storage Agreements	92,352.80	81,135.00	11,217.80	113.83%	108,180.00
6907.41 · Prado Basin Habitat Sustainability	15,469.41	10,762.00	4,707.41	143.74%	14,350.00
6907.42 · Safe Yield Recalculation	187,838.55	51,449.00	136,389.55	365.1%	68,600.00
6907.44 · SGMA Compliance	37,845.30	63,824.00	-25,978.70	59.3%	85,100.00
6907.90 · WM Legal Counsel - Unanticipated	0.00	22,126.00	-22,126.00	0.0%	29,500.00
Total 6907 · WM Legal Counsel	381,617.46	359,606.00	22,011.46	106.12%	479,480.00
Total 6907 · OBMP Legal Fees	381,617.46	359,606.00	22,011.46	106.12%	479,480.00
6909 · OBMP Other Expenses					
6909.1 · OBMP Meetings	1,964.61	1,125.00	839.61	174.63%	1,500.00
6909.3 · Other OBMP Expenses	1,697.00	2,000.00	-303.00	84.85%	2,000.00
6909.6 · OBMP Expenses - Miscellaneous	2,070.00	7,501.00	-5,431.00	27.6%	10,000.00
Total 6909 · OBMP Other Expenses	5,731.61	10,626.00	-4,894.39	53.94%	13,500.00
6910 · WEI Support for IEUA					
6910.10 · IRP Groundwater Modeling - WEI	0.00	0.00	0.00	0.0%	0.00
6910.11 · WEI Support-Grant Funding-RMPU	5,002.23	0.00	5,002.23	100.0%	0.00
6910.12 · WEI Support-Stormwater Recharge	0.00	0.00	0.00	0.0%	0.00
6910.13 · IEUA-San Sevaime Improvement Project	792.00	0.00	792.00	100.0%	0.00
6910.14 · Truing-Up 2013 RMPU Estimates	85,058.70	0.00	85,058.70	100.0%	0.00
6910.20 · RMPU-MPI Analysis	99,539.03	0.00	99,539.03	100.0%	0.00
6910.50 · WEI Support for IEUA-Billings	-190,391.96	0.00	-190,391.96	100.0%	0.00
Total 6910 · WEI Support for IEUA	0.00	0.00	0.00	0.0%	0.00
Total 6900 · Optimum Basin Mgmt Plan	1,255,414.08	1,244,720.00	10,694.08	100.86%	1,654,053.00

ENGINEERING SERVICES - OBMP IMPLEMENTATION PROJECTS COSTS
WILDERMUTH ENVIRONMENTAL, INC.

CURRENT MONTH – MARCH 2017

As of March 31, 2017, the total (YTD) Engineering Services expenses were \$404,556 or 16.9% below the (YTD) budget amount of \$2,392,017. The OBMP Implementation Projects (consolidated accounts 7100's – 7700's) were all under budget as of March 31, 2017.

Wildermuth Environmental, Inc. provides Watermaster an Estimated Cost at Completion (ECAC) report each quarter. The purpose of this ECAC report is to update Watermaster on whether or not the Engineering Services budget will be above or below budget at the end of the fiscal year. If the Engineering Services budget is expected to be above budget at fiscal year-end, a Budget Amendment or Budget Transfer Form would need to be approved to ensure funding.

Watermaster does not plan to present any Budget Transfers or Budget Amendments at this time.

The third ECAC report for the current fiscal year has been provided for the period ending March 31, 2017 and shows a projected under budget at fiscal year-end June 30, 2017 of \$366,630. Be advised that approximately \$220,000 of the under budget amount of \$366,630 will be reduced once IEUA completes the final invoicing for Watermaster's portion of the PBHSP. The majority of the budget underage is projected in the categories of expenses in OBMP Engineering (6906's); Hydraulic Control-Engineering Services-PBHSP (7108.31); Comprehensive Recharge-Engineering Services (7202.2); and OBMP-Engineering Services-Storage (7602). There are also some activities that are projected to be over budget at fiscal year-end. To see the complete July 1, 2016 through March 31, 2017 ECAC report, click on the following link:

<http://www.cbwm.org/FTP/ECAC%20Reports/2016-17%203rd%20Quarter%20Review%20and%20ECAC-010117%20to%20033117.pdf>

Attachment 1a
 Chino Basin Watermaster: Invoice Projections for Engineering Tasks for Fiscal Year 2016/17
 As of March 31, 2017

Acct #	Description	Original Budget	Revised Budget	Billed Jul-16	Billed Aug-16	Billed Sep-16	Billed Oct-16	Billed Nov-16	Billed Dec-16	Billed Jan-17
6906	OBMP Engineering	\$ 820,999	\$ 820,999	\$ 76,132	\$ 80,675	\$ 56,609	\$ 65,834	\$ 34,589	\$ 32,474	\$ 54,808
6906.1	OBMP - Watermaster Model Applications	176,460	176,460	2,359	23,757	10,948	26,993	27,727	31,932	60,907
6906.21	State of the Basin Report	100,000	100,000	-	-	-	-	8,185	7,918	6,503
6910.11	IEUA - As-Need Support for Obtaining Grant Funding of RMPU Projects	-	-	2,980	2,022	-	-	-	-	-
6910.13	IEUA - GW Velocity Field - San Savaine Basin Improvement Project	-	-	644	149	-	-	-	-	-
6910.14	IEUA - Truing-Up 2013 RMPU Recharge Estimates	-	-	-	48,210	17,017	15,520	4,312	-	-
6910.15	IEUA - W/LAM Update - 2013 RMPU Facilities	-	-	-	-	-	-	-	-	-
6910.20	IEUA - MPI Analysis for RMP U	-	-	-	2,192	34,432	24,156	21,250	17,509	-
7103.3	GW Quality - Engineering Services	129,555	129,555	16,738	14,493	14,423	3,217	5,558	8,416	6,831
7103.5	GW Quality - Laboratory Services	39,205	39,205	1,346	10,623	6,868	848	3,380	5,697	-
7104.3	GW Level - Engineering Services	192,667	192,667	6,788	23,979	10,748	7,503	16,170	6,484	12,922
7104.8	GW Level - Contract Services	10,000	10,000	-	-	-	-	-	-	-
7104.9	GW Level - Capital Services	7,000	7,000	-	1,232	474	1,767	455	122	-
7107.2	Ground Level - Engineering Services	84,492	84,492	4,591	2,880	1,440	4,269	2,525	3,334	4,088
7107.3	Ground Level - SAR Imagery	85,000	85,000	-	-	-	12,000	-	-	17,000
7107.6	Ground Level - Contract Services	68,245	68,245	-	-	-	-	-	-	10,668
7107.8	Ground Level - Capital Equipment	3,500	3,500	-	-	-	-	229	-	-
7108.3	HCMP - Engineering Services	57,607	57,607	2,052	7,396	1,668	2,459	-	-	2,223
7108.4	HCMP - Lab Services	25,081	25,081	2,032	13,408	-	2,432	-	-	2,032
7108.31	HCMP - Eng. Serv. - PBHSP	276,864	288,936	-	30,350	20,176	25,000	5,153	6,351	38,263
7108.32	HCMP - Adaptive Management Plan	-	50,000	-	6,391	6,965	4,429	5,833	19,081	10,690
7108.41	HCMP - Lab. Serv. - PBHSP	49,216	49,216	-	-	11,304	-	-	11,304	-
7108.6	HCMP - Eng. Serv. - PBHSP - Outside Pro	65,000	65,000	-	-	40,000	-	-	-	128
7109.3	Recharge & Well Monitoring - Engineering Serv.	23,318	23,318	-	2,171	-	-	2,080	-	-
7202.2	Comp Recharge - Engineering Services	161,016	161,016	17,989	7,199	3,298	10,324	6,356	780	10,490
7303	OBMP - Engineering Services - Desalters	9,480	9,480	-	-	-	-	-	-	-
7402	OBMP - Engineering Services - MZ1	111,212	118,212	10,405	14,026	21,782	1,739	510	2,021	6,199
7402.1	OBMP - Engineering Services - Northwest MZ1	104,599	362,104	11,553	27,005	24,485	53,179	23,497	11,433	13,437
7403	OBMP - Contract Services - MZ1	30,000	30,000	500	-	-	-	-	-	-
7502	OBMP - Engineering Services - WQC	43,440	43,440	1,405	-	1,274	4,298	1,170	601	469
7602	OBMP - Engineering Services - Storage	66,896	66,896	-	1,579	5,374	1,518	-	-	253
7625	IEUA - Storage Program - Addendum to OBMP P	-	-	-	-	-	-	-	-	1,937
Totals		\$ 2,740,652	\$ 3,067,429	\$ 159,413	\$ 320,927	\$ 289,387	\$ 267,604	\$ 168,979	\$ 167,436	\$ 260,048

5/4/2017--11:31 AM
 2016-17CBWM_Invoice_Summary_JSBM_20170410-Projection Summary



Attachment 1a
 Chino Basin Watermaster: Invoice Projections for Engineering Tasks for Fiscal Year 2016/17
 As of March 31, 2017

Acct #	Description	Billed Feb-17	Billed Mar-17	Projected Apr-17	Projected May-17	Projected Jun-17	Total Projected	Less IEUA Portion of Cost Share			
								Total Projected	Under / (Over) Rev. Budget	YTD % Billed Rev. Budget	Projected % Rev. Budget
6906	OBMP Engineering	\$ 41,588	\$ 52,499	\$ 42,167	\$ 33,571	\$ 20,071	\$ 599,017	\$ 599,017	\$ 221,982	60%	73%
6906.1	OBMP - Watermaster Model Applications	52,349	47,477	25,200	50,000	50,000	284,449	284,449	(107,999)	161%	161%
6906.21	State of the Basin Report	880	387	25,200	50,000	50,000	149,073	149,073	(49,073)	24%	149%
6910.11	IEUA - As-Need Support for Obtaining Grant Funding of RMPU Projects	-	-	-	-	-	5,002	2,501	(2,501)	n/a	n/a
6910.13	IEUA - GW Velocity Field - San Savaine Basin Improvement Project	-	-	-	-	-	792	396	(396)	n/a	n/a
6910.14	IEUA - Truing-Up 2013 RMPU Recharge Estimates	-	-	-	-	-	85,059	42,530	(42,530)	n/a	n/a
6910.15	IEUA - W/LAM Update - 2013 RMPU Facilities	-	-	-	18,500	-	18,500	9,250	(9,250)	n/a	n/a
6910.20	IEUA - MPI Analysis for RMP U	-	-	-	-	-	99,539	49,770	(49,770)	n/a	n/a
7103.3	GW Quality - Engineering Services	7,019	9,635	6,700	6,450	14,600	114,079	114,079	15,476	67%	88%
7103.5	GW Quality - Laboratory Services	-	-	900	-	-	29,762	29,762	9,443	74%	76%
7104.3	GW Level - Engineering Services	10,467	8,951	15,695	17,485	16,185	159,399	159,399	33,268	59%	83%
7104.8	GW Level - Contract Services	-	-	-	-	-	-	-	10,000	0%	0%
7104.9	GW Level - Capital Services	527	-	-	6,000	-	10,576	10,576	(3,576)	65%	151%
7107.2	Ground Level - Engineering Services	5,856	4,951	6,096	5,671	24,044	69,765	69,765	14,727	40%	83%
7107.3	Ground Level - SAR Imagery	-	66,000	-	-	-	85,000	85,000	-	100%	100%
7107.6	Ground Level - Contract Services	-	24,425	17,500	12,500	23,596	88,689	68,689	(20,644)	52%	130%
7107.8	Ground Level - Capital Equipment	-	-	200	200	200	829	829	2,671	7%	24%
7108.3	HCMP - Engineering Services	1,805	12,035	6,555	850	-	37,643	37,643	19,864	52%	85%
7108.4	HCMP - Lab Services	-	-	2,032	-	-	21,936	21,936	3,145	79%	87%
7108.31	HCMP - Eng. Serv. - PBHSP	48,027	68,132	44,255	22,800	14,650	323,159	157,161	131,775	84%	54%
7108.32	HCMP - Adaptive Management Plan	282	-	-	-	-	54,262	54,262	(4,262)	109%	109%
7108.41	HCMP - Lab. Serv. - PBHSP	-	11,524	-	-	11,524	45,656	45,656	3,560	89%	93%
7108.6	HCMP - Eng. Serv. - PBHSP - Outside Pro	4,236	-	-	-	-	44,424	44,424	20,577	66%	68%
7109.3	Recharge & Well Monitoring - Engineering Serv.	1,721	-	3,000	3,000	3,000	14,973	14,973	8,345	26%	84%
7202.2	Comp Recharge - Engineering Services	11,379	5,810	6,000	6,000	6,000	94,004	94,004	67,012	46%	58%
7303	OBMP - Engineering Services - Desalters	-	-	790	790	790	2,370	2,370	7,110	0%	25%
7402	OBMP - Engineering Services - MZ1	10,571	18,605	16,876	17,058	16,772	136,584	136,584	(18,352)	73%	116%
7402.1	OBMP - Engineering Services - Northwest MZ1	11,819	12,365	23,400	24,400	111,271	347,862	347,862	14,242	52%	96%
7403	OBMP - Contract Services - MZ1	-	-	-	-	-	500	500	23,500	2%	2%
7502	OBMP - Engineering Services - WQC	-	1,788	2,500	4,000	6,000	23,504	23,504	19,938	25%	54%
7602	OBMP - Engineering Services - Storage	-	2,340	2,340	-	-	13,405	13,405	53,491	17%	20%
7625	IEUA - Storage Program - Addendum to OBMP P	19,805	759	-	-	-	22,601	11,250	(11,250)	n/a	n/a
Totals		\$ 228,411	\$ 337,714	\$ 222,197	\$ 231,775	\$ 326,703	\$ 2,982,493	\$ 2,700,799	\$ 366,630	72%	97%

Note: Billed includes MHA Laboratory invoices paid directly by Watermaster.

5/4/2017--11:31 AM
 2016-17CBWM_Invoice_Summary_JSBM_20170410-Projection Summary



The fourth ECAC report is scheduled to be issued in mid-August 2017 for the period July 2016 through June 2017.

The table listed below summarized the Year-To-Date (YTD) Actual Wildermuth Environmental, Inc., (WEI) and other Engineering costs compared to the Year-To-Date (YTD) Budget as of March 31, 2017. Please be advised that the "\$ Over Budget" and the "% of Budget" columns are a comparison of the (YTD) Actual to the (YTD) Budget, not the 12-month Annual Budget. The 12-month Annual Budget column is presented only to provide the data in a full and complete format. The following details are provided:

	Jul '16 - Mar '17	Jul '16 - Mar '17	\$ Over Budget	% of Budget	FY 2016/17
	Actual	Budget			Annual Budget
6906 · OBMP Engineering Services - Other	25,589.30	21,420.00	4,169.30	119.47%	28,560.00
6906.1 · OBMP - Watermaster Model Update	284,449.00	132,345.00	152,104.00	214.93%	176,460.00
6906.21 · State of the Basin Report	23,873.10	75,001.00	-51,127.90	31.83%	100,000.00
6906.22 · Water Rights Compliance Reporting	10,599.60	18,981.00	-8,381.40	55.84%	25,308.00
6906.23 · SGMA Reporting Requirements	24,067.58	21,029.00	3,038.58	114.45%	28,040.00
6906.24 · Compliance - SB88 and SWRCB	37,783.86	56,250.00	-18,466.14	67.17%	75,000.00
6906.25 · Initial Assessment - Section 4.5-SYRA	0.00	160,304.00	-160,304.00	0.0%	213,740.00
6906.31 · OBMP - Pool, Advisory, Board Mtgs.	79,921.32	72,085.00	7,836.32	110.87%	96,114.00
6906.32 · OBMP - Other General Meetings	68,729.29	27,033.00	41,696.29	254.24%	36,045.00
6906.71 · OBMP - Data Requests - CBWM Staff	149,964.62	68,368.00	81,596.62	219.35%	91,156.00
6906.72 · OBMP - Data Requests - Non CBWM	24,361.55	23,512.00	849.55	103.61%	31,348.00
6906.74 · OBMP - Mat'l Physical Injury Requests	11,701.20	52,501.00	-40,799.80	22.29%	70,000.00
6906.81 · Prepare 38th/39th Annual Reports	62,775.73	44,766.00	18,009.73	140.23%	59,688.00
6906.82 · Support for Assessment Package	0.00	49,500.00	-49,500.00	0.0%	66,000.00
7103.3 · Grdwtr Qual-Engineering	86,329.46	97,167.00	-10,837.54	88.85%	129,555.00
7103.5 · Grdwtr Qual-Lab Svcs	44,992.06	39,205.00	5,787.06	114.76%	39,205.00
7104.3 · Grdwtr Level-Engineering	112,619.32	144,500.00	-31,880.68	77.94%	192,667.00
7104.8 · Grdwtr Level-Contracted Services	0.00	7,501.00	-7,501.00	0.0%	10,000.00
7104.9 · Grdwtr Level-Capital Equipment	0.00	5,251.00	-5,251.00	0.0%	7,000.00
7107.2 · Grd Level-Engineering	34,183.02	39,406.00	-5,222.98	86.75%	52,540.00
7107.3 · Grd Level-SAR Imagery	85,000.00	63,750.00	21,250.00	133.33%	85,000.00
7107.6 · Grd Level-Contract Svcs	35,292.75	75,147.00	-39,854.25	46.97%	100,197.00
7107.8 · Grd Level-Capital Equipment	0.00	2,624.00	-2,624.00	0.0%	3,500.00
7108.3 · Hydraulic Control-Engineering	30,238.17	43,205.00	-12,966.83	69.99%	57,607.00
7108.31 · Hydraulic Control-PBHSP	340,001.91	219,720.00	120,281.91	154.74%	288,936.00
7108.32 · Hydraulic Control-Adaptive Mgmt Plan	0.00	50,000.00	-50,000.00	0.0%	50,000.00
7108.4 · Hydraulic Control-Lab Svcs	6,496.00	18,811.00	-12,315.00	34.53%	25,081.00
7108.41 · Hydraulic Control-PBHSP	31,620.00	36,913.00	-5,293.00	85.66%	49,216.00
7108.6 · Hydraulic Control-Outside Professionals	0.00	48,749.00	-48,749.00	0.0%	65,000.00
7109.3 · Recharge & Well - Engineering	5,972.90	17,489.00	-11,516.10	0.0%	23,318.00
7202.2 · Comp Recharge-Engineering Services	73,504.29	120,762.00	-47,257.71	60.87%	161,016.00
7303 · PE3&5-Engineering - Other	0.00	7,110.00	-7,110.00	0.0%	9,480.00
7402 · PE4-Engineering	86,534.65	67,908.00	18,626.65	127.43%	88,212.00
7402.10 · PE4-MZ1 Pomona Project	188,791.29	335,953.00	-147,161.71	56.2%	362,104.00
7403 · PE4-Contract Svcs	0.00	45,000.00	-45,000.00	0.0%	60,000.00
7502 · PE6&7-Engineering	11,004.30	32,580.00	-21,575.70	33.78%	43,440.00
7602 · PE8&9-Engineering	11,064.69	50,171.00	-39,106.31	22.05%	66,896.00
Total Engineering Services Costs	1,987,460.96	2,392,017.00	-404,556.04	83.09%	3,067,429.00 *

* Wildermuth and Subcontractor Engineering Budget of \$2,740,852 plus Carryover Funds from FY 2015/16 of \$326,577 = \$3,067,429
Carryover Funds from FY 2015/16 of \$326,577 = \$12,072 (7108.31); \$50,000 (7108.32); \$7,000 (7402); and \$257,505 (7402.10)

PREVIOUSLY REPORTED ACTIONS (Descending Order)

December 2016:

The second ECAC report for the current fiscal year has been provided for the period ending December 31, 2016 and shows a projected under budget at fiscal year-end June 30, 2017 of \$180,130. The majority of the budget underage is projected in OBMP Engineering (6906's) and OBMP-Engineering Services-MZ1 (7402). There are also some activities that are projected to be over budget at fiscal year-end. To see the complete July 1, 2016 through December 31, 2016 ECAC report, click on the following link:

<http://www.cbwm.org/FTP/ECAC%20Reports/2016-17%202nd%20Quarter%20Review%20and%20ECAC-070116%20to%20123116.pdf>

Attachment 1a
Chino Basin Watermaster: Invoice Projections for Engineering Tasks for Fiscal Year 2016/17
As of December 31, 2016

Acct #	Description	Original Budget	Revised Budget	Billed Jul-16	Billed Aug-16	Billed Sep-16	Billed Oct-16	Billed Nov-16	Billed Dec-16	Projected Jan-17
6906	OBMP Engineering	\$ 820,999	\$ 820,999	\$ 76,132	\$ 80,675	\$ 56,609	\$ 65,834	\$ 34,589	\$ 32,474	\$ 60,371
6906.1	OBMP - Watermaster Model Applications	176,460	176,460	2,359	23,757	10,948	26,993	27,727	31,932	30,000
6906.21	State of the Basin Report	100,000	100,000	-	-	-	-	8,185	7,918	9,000
6910.11	IEUA - As-Need Support for Obtaining Grant Funding of RMPU Projects	-	-	2,980	2,022	-	-	-	-	500
6910.13	IEUA - GW Velocity Field - San Savaine Basin Improvement Project	-	-	644	149	-	-	-	-	-
6910.14	IEUA - Truing-Up 2013 RMPU Recharge Estimates	-	-	-	48,210	17,017	15,520	4,312	-	-
6910.20	IEUA - MPI Analysis for RMPU	-	-	-	2,192	34,432	24,156	21,250	17,509	-
7103.3	GW Quality - Engineering Services	129,555	129,555	16,738	14,493	14,423	3,217	5,558	8,416	4,700
7103.5	GW Quality - Laboratory Services	39,205	39,205	1,345	10,623	6,968	848	3,380	5,697	-
7104.3	GW Level - Engineering Services	192,667	192,667	8,788	23,979	10,748	7,503	16,170	8,484	18,085
7104.8	GW Level - Contract Services	10,000	10,000	-	-	-	-	-	-	-
7104.9	GW Level - Capital Services	7,000	7,000	-	1,232	474	1,767	455	122	-
7107.2	Ground Level - Engineering Services	84,492	84,492	4,591	2,880	1,440	4,289	2,525	3,334	11,893
7107.3	Ground Level - SAR Imagery	65,000	65,000	-	-	-	12,000	-	-	17,000
7107.6	Ground Level - Contract Services	68,245	68,245	-	-	-	-	-	-	43,077
7107.8	Ground Level - Capital Equipment	3,500	3,500	-	-	-	-	229	-	-
7108.3	HCMP - Engineering Services	57,607	57,607	2,052	7,996	1,668	2,459	-	-	3,564
7108.4	HCMP - Lab Services	25,081	25,081	2,032	13,408	-	2,432	-	-	2,032
7108.31	HCMP - Eng. Serv. - PBHSP	276,864	288,936	-	30,350	20,176	25,000	5,153	6,351	59,000
7108.32	HCMP - Adaptive Management Plan	-	50,000	-	6,981	6,966	4,429	5,833	19,081	5,550
7108.41	HCMP - Lab. Serv. - PBHSP	49,216	49,216	-	-	11,304	-	-	11,304	-
7108.6	HCMP - Eng. Serv. - PBHSP - Outside Pro	65,000	65,000	-	-	40,000	-	-	-	8,000
7109.3	Recharge & Well Monitoring - Engineering Serv.	23,318	23,318	-	2,171	-	-	2,080	-	-
7202.2	Comp Recharge - Engineering Services	181,016	181,016	17,889	7,199	3,298	10,324	6,356	760	10,368
7303	OBMP - Engineering Services - Desalters	9,480	9,480	-	-	-	-	-	-	-
7402	OBMP - Engineering Services - MZ1	111,212	118,212	10,405	14,026	21,782	1,739	510	2,021	11,000
7402.1	OBMP - Engineering Services - Northwest MZ1	104,589	362,104	11,553	27,005	24,485	53,179	23,497	11,433	36,250
7403	OBMP - Contract Services - MZ1	30,000	30,000	500	-	-	-	-	-	-
7602	OBMP - Engineering Services - WQC	43,440	43,440	1,405	-	1,274	4,298	1,170	601	2,000
7602	OBMP - Engineering Services - Storage	66,896	66,896	-	1,579	5,374	1,518	-	-	30,000
Totals		\$ 2,740,852	\$ 3,067,429	\$ 159,413	\$ 320,927	\$ 289,387	\$ 267,504	\$ 168,979	\$ 167,436	\$ 362,690



Attachment 1a
Chino Basin Watermaster: Invoice Projections for Engineering Tasks for Fiscal Year 2016/17
As of December 31, 2016

Acct #	Description	Projected Feb-17	Projected Mar-17	Projected Apr-17	Projected May-17	Projected Jun-17	Total Projected	Less IEUA Portion of Cost Share			
								Total Projected	Under / (Over) Rev. Budget	YTD % Billed Rev. Budget	Projected % Rev. Budget
6906	OBMP Engineering	\$ 61,071	\$ 49,171	\$ 38,904	\$ 30,471	\$ 27,971	\$ 614,273	\$ 614,273	\$ 206,726	42%	75%
6906.1	OBMP - Watermaster Model Applications	20,000	-	-	-	-	173,716	173,716	2,744	70%	98%
6906.21	State of the Basin Report	20,000	25,000	30,000	25,000	24,230	149,333	149,333	(49,333)	16%	149%
6910.11	IEUA - As-Need Support for Obtaining Grant Funding of RMPU Projects	-	-	-	-	-	5,502	2,751	(2,751)	n/a	n/a
6910.13	IEUA - GW Velocity Field - San Savaine Basin Improvement Project	-	-	-	-	-	792	396	(396)	n/a	n/a
6910.14	IEUA - Truing-Up 2013 RMPU Recharge Estimates	-	-	-	-	-	85,059	42,530	(42,530)	n/a	n/a
6910.2	IEUA - MPI Analysis for RMPU	-	-	-	-	-	99,539	49,770	(49,770)	n/a	n/a
7103.3	GW Quality - Engineering Services	15,850	14,000	5,000	-	14,000	116,394	116,394	13,161	49%	90%
7103.5	GW Quality - Laboratory Services	626	-	-	-	-	29,688	29,688	9,517	74%	76%
7104.3	GW Level - Engineering Services	18,853	11,903	17,603	17,103	13,698	170,920	170,920	21,747	39%	89%
7104.8	GW Level - Contract Services	-	-	-	10,000	-	10,000	10,000	-	0%	100%
7104.9	GW Level - Capital Services	-	-	-	-	3,500	7,549	7,549	(549)	58%	108%
7107.2	Ground Level - Engineering Services	4,666	16,236	6,993	1,466	23,466	83,779	83,779	713	23%	99%
7107.3	Ground Level - SAR Imagery	-	56,000	-	-	-	85,000	85,000	-	14%	100%
7107.6	Ground Level - Contract Services	21,572	-	1,700	300	1,596	68,245	68,245	0	0%	100%
7107.8	Ground Level - Capital Equipment	-	-	1,000	-	-	1,229	1,229	2,271	7%	35%
7108.3	HCMP - Engineering Services	12,330	18,100	10,815	830	-	59,814	59,814	(2,207)	25%	104%
7108.4	HCMP - Lab Services	-	-	2,032	-	-	21,936	21,936	3,145	71%	87%
7108.31	HCMP - Eng. Serv. - PBHSP	45,100	35,400	23,200	15,100	18,527	283,658	283,658	5,278	30%	99%
7108.32	HCMP - Adaptive Management Plan	-	-	-	-	-	48,839	48,839	1,161	87%	98%
7108.41	HCMP - Lab. Serv. - PBHSP	-	12,304	-	-	12,304	47,216	47,216	2,000	46%	96%
7108.6	HCMP - Eng. Serv. - PBHSP - Outside Pro	-	-	-	-	-	48,000	48,000	17,000	62%	74%
7109.3	Recharge & Well Monitoring - Engineering Serv.	3,000	-	-	9,000	3,000	19,252	19,252	4,067	18%	83%
7202.2	Comp Recharge - Engineering Services	17,555	15,055	15,055	17,555	15,055	136,470	136,470	24,546	26%	85%
7303	OBMP - Engineering Services - Desalters	1,000	1,000	1,000	1,000	1,000	5,000	5,000	4,480	0%	53%
7402	OBMP - Engineering Services - MZ1	18,600	23,000	7,750	12,558	19,100	142,490	142,490	(24,278)	43%	121%
7402.1	OBMP - Engineering Services - Northwest MZ1	28,731	26,750	65,390	17,000	17,591	342,863	342,863	19,241	42%	95%
7403	OBMP - Contract Services - MZ1	18,371	-	10,000	-	-	28,871	28,871	1,129	2%	96%
7502	OBMP - Engineering Services - WQC	3,620	3,620	3,620	3,620	3,620	28,848	28,848	14,592	20%	66%
7602	OBMP - Engineering Services - Storage	30,000	-	-	-	-	68,471	68,471	(1,575)	13%	102%
Total		\$ 339,145	\$ 307,539	\$ 240,063	\$ 161,003	\$ 196,659	\$ 2,982,745	\$ 2,887,299	\$ 180,130	46%	97%

Note: Billed includes MMH Laboratory invoices paid directly by Watermaster.

1/26/2017--9:23 AM
2016-17CBWM_Invoice_Summary_ISBM_20170105--Projection Summary



Watermaster does not plan to present any Budget Transfers or Budget Amendments at this time.

The third ECAC report is scheduled to be issued in mid-May 2017 for the period July 2016 through March 2017.

November 2016:

The first ECAC report for the current fiscal year has been provided for the period ending September 30, 2016 and shows a projected over budget at fiscal year-end June 30, 2017 of \$35,859. The majority of the budget overage is projected in OBMP Engineering (6906's) and OBMP-Engineering Services-MZ1 (7402). There are also some activities that are projected to be under budget at fiscal year-end. To see the complete July 1, 2016 through September 30, 2016 ECAC report, click on the following link:

<http://www.cbwm.org/FTP/ECAC%20Reports/2016-17%201st%20Quarter%20Review%20and%20ECAC-070116%20to%20093016.pdf>

Watermaster does not plan to present any Budget Transfers or Budget Amendments at this time.

The second ECAC report is scheduled to be issued in mid-February 2017 for the period July 2016 through December 2016.

October 2016:

Wildermuth Environmental, Inc. provides Watermaster an Estimated Cost at Completion (ECAC) report each quarter. The purpose of this ECAC report is to update Watermaster on whether or not the Engineering Services budget will be above or below budget at the end of the fiscal year. If the Engineering Services budget is expected to be above budget at fiscal year-end, a Budget Amendment or Budget Transfer Form would need to be approved to ensure funding.

The first ECAC report for the current fiscal year has been provided for the period ending September 30, 2016 and shows a projected over budget at fiscal year-end June 30, 2017 of \$35,859. The majority of the budget overage is projected in OBMP Engineering (6906's) and OBMP-Engineering Services-MZ1 (7402). There are also some activities that are projected to be under budget at fiscal year-end. Watermaster does not plan to present any Budget Transfers or Budget Amendments at this time.

The second ECAC report is scheduled to be issued in mid-February 2017 for the period July 2016 through December 2016.

Attachment 1a
Chino Basin Watermaster: Invoice Projections for Engineering Tasks for Fiscal Year 2016/17
As of September 30, 2016

Acct #	Description	Original Budget	Revised Budget	Billed Jul-16	Billed Aug-16	Billed Sep-16	Projected Oct-16	Projected Nov-16	Projected Dec-16	Projected Jan-17
6906	OBMP Engineering	\$ 820,999	\$ 820,999	\$ 79,112	\$ 84,880	\$ 91,041	\$ 69,694	\$ 75,571	\$ 43,233	\$ 66,071
6906.1	OBMP - Watermaster Model Applications	176,460	176,460	2,359	23,757	10,948	27,000	14,050	14,050	14,050
6906.21	State of the Basin Report	100,000	100,000	-	-	-	-	12,000	8,000	20,000
7103.3	GW Quality - Engineering Services	129,555	129,555	16,738	14,493	14,423	2,871	4,350	9,500	10,803
7103.5	GW Quality - Laboratory Services	39,205	39,205	1,345	10,623	6,968	848	7,500	8,500	3,420
7104.3	GW Level - Engineering Services	192,667	192,667	8,788	23,979	10,748	7,555	19,185	16,385	18,785
7104.8	GW Level - Contract Services	10,000	10,000	-	-	-	-	-	-	-
7104.9	GW Level - Capital Services	7,000	7,000	-	1,232	474	1,800	5	-	-
7107.2	Ground Level - Engineering Services	84,492	84,492	4,591	2,860	1,440	4,180	2,500	10,700	13,293
7107.3	Ground Level - SAR Imagery	85,000	85,000	-	-	-	12,000	-	-	17,000
7107.6	Ground Level - Contract Services	68,245	68,245	-	-	-	-	202	15,300	30,300
7107.8	Ground Level - Capital Equipment	3,500	3,500	-	-	-	-	-	2,000	-
7108.3	HCMP - Engineering Services	57,607	57,607	2,052	7,996	1,688	2,459	200	100	3,874
7108.4	HCMP - Lab Services	25,081	25,081	2,032	13,408	-	2,432	-	-	2,032
7108.31	HCMP - Eng. Serv. - PBHSP	276,864	288,936	-	30,350	20,176	24,700	23,550	45,056	41,755
7108.32	HCMP - Adaptive Management Plan	-	50,000	-	6,981	6,966	4,500	18,850	14,956	-
7108.41	HCMP - Lab. Serv. - PBHSP	49,216	49,216	-	-	-	11,304	-	12,304	-
7108.6	HCMP - Eng. Serv. - PBHSP - Outside Pro	65,000	65,000	-	-	40,000	-	6,600	-	-
7109.3	Recharge & Well Monitoring - Engineering Serv.	23,318	23,318	-	2,171	-	-	2,700	-	-
7202.2	Comp Recharge - Engineering Services	161,016	161,016	17,889	7,199	3,298	9,898	12,208	12,208	16,114
7303	OBMP - Engineering Services - Desalters	9,480	9,480	-	-	-	250	1,150	1,150	1,150
7402	OBMP - Engineering Services - MZ1	111,212	118,212	10,405	14,026	21,782	1,600	9,600	9,600	600
7402.1	OBMP - Engineering Services - Northwest MZ1	104,599	352,104	11,553	27,005	24,485	53,303	44,000	40,750	40,250
7403	OBMP - Contract Services - MZ1	30,000	30,000	500	-	-	-	15,000	9,500	-
7502	OBMP - Engineering Services - WQC	43,440	43,440	1,405	-	1,274	4,500	3,620	3,620	3,620
7602	OBMP - Engineering Services - Storage	66,896	66,896	-	1,579	5,374	1,500	7,305	7,305	7,305
Totals		\$ 2,740,852	\$ 3,067,429	\$ 158,769	\$ 272,569	\$ 272,370	\$ 251,090	\$ 279,947	\$ 284,218	\$ 310,422

Attachment 1a
Chino Basin Watermaster: Invoice Projections for Engineering Tasks for Fiscal Year 2016/17
As of September 30, 2016

Acct #	Description	Projected Feb-17	Projected Mar-17	Projected Apr-17	Projected May-17	Projected Jun-17	Total Projected	Under / (Over) Rev. Budget	YTD % Billed Rev. Budget	Projected % Rev. Budget
6906	OBMP Engineering	\$ 62,162	\$ 65,531	\$ 66,171	\$ 67,771	\$ 64,171	\$ 677,419	\$ (56,420)	31%	107%
6906.1	OBMP - Watermaster Model Applications	14,050	14,050	14,050	14,050	14,050	176,460	-	21%	100%
6906.21	State of the Basin Report	20,000	20,000	20,000	-	-	100,000	-	0%	100%
7103.3	GW Quality - Engineering Services	18,200	12,110	4,386	-	15,000	122,874	6,661	35%	95%
7103.5	GW Quality - Laboratory Services	-	-	-	-	-	39,205	-	46%	100%
7104.3	GW Level - Engineering Services	17,353	13,603	19,853	17,603	15,260	189,100	3,567	23%	98%
7104.8	GW Level - Contract Services	-	-	-	10,000	-	10,000	-	0%	100%
7104.9	GW Level - Capital Services	-	-	-	-	5,200	8,712	(1,712)	24%	124%
7107.2	Ground Level - Engineering Services	4,700	20,148	16,793	1,500	1,500	84,224	268	11%	100%
7107.3	Ground Level - SAR Imagery	-	56,000	-	-	-	85,000	-	0%	100%
7107.6	Ground Level - Contract Services	300	19,949	300	300	1,586	68,245	-	0%	100%
7107.8	Ground Level - Capital Equipment	-	1,000	-	-	-	3,000	500	0%	86%
7108.3	HCMP - Engineering Services	12,190	14,990	11,813	730	1,026	59,098	(1,491)	20%	103%
7108.4	HCMP - Lab Services	-	-	2,032	-	-	21,936	3,145	62%	87%
7108.31	HCMP - Eng. Serv. - PBHSP	31,030	30,086	12,713	13,441	14,602	287,459	1,477	17%	99%
7108.32	HCMP - Adaptive Management Plan	-	-	-	-	-	52,052	(2,052)	26%	104%
7108.41	HCMP - Lab. Serv. - PBHSP	-	12,304	-	-	12,304	48,216	1,000	23%	98%
7108.6	HCMP - Eng. Serv. - PBHSP - Outside Pro	-	-	-	-	-	46,600	18,400	62%	72%
7109.3	Recharge & Well Monitoring - Engineering Serv.	3,200	-	-	9,000	5,118	22,189	1,129	9%	95%
7202.2	Comp Recharge - Engineering Services	16,114	16,114	16,114	16,114	16,114	159,386	1,630	18%	99%
7303	OBMP - Engineering Services - Desalters	1,150	1,150	1,150	1,150	1,150	9,450	30	0%	100%
7402	OBMP - Engineering Services - MZ1	13,000	23,000	7,750	12,558	19,100	143,021	(24,809)	39%	121%
7402.1	OBMP - Engineering Services - Northwest MZ1	20,750	23,790	39,750	14,000	15,591	355,227	6,877	17%	96%
7403	OBMP - Contract Services - MZ1	-	-	5,000	-	-	30,000	-	2%	100%
7502	OBMP - Engineering Services - WQC	3,620	3,620	3,620	5,000	3,620	37,519	5,921	6%	86%
7602	OBMP - Engineering Services - Storage	7,305	7,305	7,305	7,305	7,305	66,896	(0)	10%	100%
Totals		\$ 245,124	\$ 374,750	\$ 250,800	\$ 190,522	\$ 212,708	\$ 3,103,280	\$ (35,859)	80%	101%

Note: Billed includes MWH Laboratory invoices paid directly by Watermaster.

11/14/2016-1:20 PM
2016-17CBWM_Invoice_Summary_ISBM_20161018-Projection Summary



July 2016:

The approved "Original" Engineering Services budget of \$2,740,852 was increased by "Carry Over" funding in the amount of \$326,577 to the "Amended" amount of \$3,067,429 for FY 2016/17 as provided in the Engineering Services Task Order. All of the "Carry Over" funding is for projects or activities that have bridged previous fiscal years and are expected to be completed in the FY 2016/17 timeframe or future years. The Carry-Over amount of \$326,577 from FY 2015/16 to the FY 2016/17 budget are provided in detail as follows:

1. The ongoing Adaptive Management Plan for the Prado Basin Habitat Sustainability Program in connection with the vegetation monitoring database in HydroDaVE (account 7108.31 in the amount of \$12,072). This work was originally scoped for FY 2015/16 but was not performed because the Adaptive Management Plan was not finalized and adopted by Watermaster in FY 2015/16.
2. Preparation of the Final PBHSP Adaptive Management Plan and the 2016 PBHSP Annual Report (account 7108.32 in the amount of \$50,000). The Adaptive Management Plan for the PBHSP was not finalized during FY 2015/16 and as a result, the initial Annual Report was not completed. The scope for preparing the 2016 Annual Report in FY 2016/17 was based on the assumption that the initial 2015 Annual Report of the PBHSP would have already been completed.
3. The finalization of the 2015 Annual Report of the Ground-Level Monitoring Committee (account 7402 in the amount of \$7,000). The Annual Report has been delayed primarily because the InSAR and ground-level survey data were delivered in March, which delayed the report and completion. The report will be finalized in FY 2016/17.

4. Three separate subtasks for the effort to develop a Subsistence Management Plan for the Northwest MZ-1 Area which is a 5-6 year effort (account 7402.1 in the amount of \$257,505) which will be performed in sequential phases. Some of the early phases of the work have been delayed for various reasons (e.g. delays in initiation of the monitoring program because of difficulties in coordination with well owners). These delays push some of the work that was expected to be completed in FY 2015/16 to FY 2016/17, including subtasks associated with setup and initiation of the monitoring program, siting of extensometers, modeling, and reporting.

The breakdown of the total Task Order amount of \$2,740,852 includes direct labor costs for Wildermuth Environmental, Inc. (82.6%) along with other direct charges such as equipment rental, laboratory fees, travel costs, reproduction costs, and outside professional services (17.4%).

PRADO BASIN HABITAT SUSTAINABILITY PROGRAM

The Prado Basin Habitat Sustainability Program came about as a result of the Peace II Agreement SEIR mitigation measure 4.4-3 and was adopted by IEUA's Board in October, 2010. The purpose of the mitigation measure is to ensure that the Prado Basin riparian habitat will not be impacted by Hydraulic Control. The basic program tasks are to convene a committee that will develop this adaptive management plan, to install necessary monitoring wells, to complete vegetation and aerial surveys, and to implement photo station monitoring. In terms of the financial aspects of this program, there is a cost sharing agreement, which was approved by the Watermaster Board in September, 2012 for a total budget of \$440,000. The cost sharing agreement between IEUA and Watermaster was increased from \$220,000 to \$300,000 effective August 22, 2013 with the approval of the Watermaster Board. The increase from \$220,000 to \$300,000 was to reflect a change in the consultant preparing the Adaptive Management Plan. On August 25, 2016, the cost sharing agreement between IEUA and Watermaster was increased from \$300,000 to \$385,000 ($\$770,000 \times 50\% = \$385,000$) with the approval of the Watermaster Board. A number of issues associated with the drilling of the monitoring wells (unavailable locations requiring negotiation of new easements, nesting season limitations, etc.), increased the cost of the construction of the 16 wells. The majority of the additional costs were due to extended construction management, additional easement fees, and environmental reporting for the pre- and during construction time period. The associated increase in cost was \$170,000, changing the total amount from \$600,000 to \$770,000.

This is a 50/50 cost sharing agreement between Watermaster and IEUA with a not to exceed amount of \$385,000 for each party. Included in that cost is hiring a consultant to develop the adaptive management plan, WEI performing the project management tasks related to the monitoring well installation, hiring a contractor to construct and install up to seventeen monitoring wells at nine separate sites, and United States Bureau of Reclamation performing vegetation monitoring every three years. Grants have been applied for to offset the cost of this program; however, the Grants were not approved.

The process of invoicing IEUA for their 50% portion of the (WEI) invoices will be completed by Watermaster staff at the end of every quarter. The information listed below is provided for the period of May 1, 2012 through March 31, 2017:

	Wildermuth Environmental, Inc.	50% Billing "TO" IEUA	50% Billing "FROM" IEUA	Costs For Watermaster	Watermaster Staff "Hours"	Watermaster Staff "Costs"
May 2012 - Jun. 2012	\$ 11,143.75	\$ (5,571.88)	\$ -	\$ 5,571.87	4.00	\$ 411.38
Jul. 2012 - Jun. 2013	\$ 120,945.28	\$ (60,472.65)	\$ 6,275.92	\$ 66,748.55	73.00	\$ 7,837.27
Jul. 2013 - Jun. 2014	\$ 21,722.09	\$ (10,861.05)	\$ 474.09	\$ 11,335.13	56.00	\$ 5,719.30
Jul. 2014 - Jun. 2015	\$ 198,138.44	\$ (99,069.23)	\$ -	\$ 99,069.21	9.00	\$ 1,141.63
Jul. 2015 - Jun. 2016	\$ -	\$ -	\$ -	\$ -	30.00	\$ 3,587.65
Jul. 2016 - Mar. 2017	\$ -	\$ -	\$ -	\$ -	18.00	\$ 2,541.96
Totals	\$ 351,949.56	\$ (175,974.81)	\$ 6,750.01	\$ 182,724.76	190.00	\$ 21,239.19
	7108.7	7108.71, 7108.72	7108.75			7108.11

OTHER INCOME AND EXPENSE

There were no other significant items to report within the category of Other Income and Expenses for the month ending March 31, 2017.

PREVIOUSLY REPORTED ACTIONS (Descending Order)

December 2016:

The interest earned on the Chino Basin Watermaster deposits with the Local Agency Investment Fund (LAIF) for the quarter ending December 31, 2016 of \$15,179.19 was recorded during the month of December, 2016.

During the month of December, 2016, Chino Basin Watermaster received an invoice from IEUA in the amount of \$2,471,040.00 for the purchase of 4,160.000 AF of untreated water. The purchase consisted of Cumulative Unmet Replenishment Obligation (CURO) purchases of 3,988.661 AF; Desalter Replenishment Obligation (DRO) purchases of 168.004 AF; with an excess balance of 3.335 AF being carried by Watermaster. The total purchase of 4,160.000 AF at an AF cost of \$594 (4,160.000 AF X \$594 = \$2,471,040.00). The amount of \$2,471,040.00 has been recorded to Groundwater Replenishment expense (5010).

July 2016:

Per section VI.D.3 of the Groundwater Storage Program Funding Agreement No. 49960 in the Chino Basin with The Metropolitan Water District of Southern California, the FY 2016/17 annual administrative fee invoice was issued on July 31, 2016 in the amount of \$159,631.04 under invoice number DYY 16-01.

"CARRY OVER" FUNDING

BACKGROUND OF "CARRY OVER" FUNDING

Once the FY 2015/16 period as of June 30, 2016 was closed, the amount of unfinished capital projects and related engineering costs was calculated and the "Carry Over" funding amount was added to the current FY 2016/17 budget. The Total "Carry Over" funding amount of \$2,630,337.45 was posted to the accounts as of July 1, 2016. The total amount of \$2,630,337.45 consisted of \$2,264,522.96 from Capital Improvement Projects; \$326,577.00 from Engineering Services; \$29,285.99 from the Chino Hills ASR Project; and \$9,951.50 from the Administration budget for completion of the Annual Reports.

CURRENT MONTH – MARCH 2017

As of March 31, 2017, the total (YTD) amount remaining of the "Carried Over" funding is \$1,822,986.49 (\$2,630,337.45 - \$807,350.96 = \$1,822,986.49).

The following details are provided:

"Carried Over" Expenses At June 30, 2016

			GL Account		
Printing - Annual Report	\$ 5,000.00	A	6045	FY 2015/16	ADM
Rauch Communication Consultants - Annual Report	\$ 4,951.50	B	6061.3	FY 2015/16	ADM
Chino Hills ASR Project	\$ 29,285.99	C	7107.62	FY 2013/14	ASR
Hydraulic Control Engineering - PBHSP	\$ 12,072.00	D	7108.31 ¹	FY 2015/16	ENG
Hydraulic Control Monitoring - Adaptive Mgmt Plan	\$ 50,000.00	E	7108.32 ²	FY 2015/16	ENG
PE4 - Engineering Services	\$ 7,000.00	F	7402 ³	FY 2015/16	ENG
PE4 - Northwest MZ-1 Area Project	\$ 257,505.00	G	7402.1 ⁴	FY 2015/16	ENG
Jurupa Pumping Station (TO #5)	\$ 37,981.33	H	7209.1 ⁵	FY 2013/14	PROJ
Wineville Basin Proof of Concept (TO #6)	\$ 35,397.53	I	7209.2 ⁵	FY 2013/14	PROJ
Hickory Basin Recharge Improvement Project	\$ 3,877.00	J	7690.3 ⁵	FY 2013/14	PROJ
RMPU Amendment (TO #1)	\$ 467,269.61	K	7690.15	FY 2015/16	PROJ
San Sevaine Recharge Improvement Project (TO #8)	\$ 58,683.31	L	7690.4	FY 2013/14	PROJ
San Sevaine Recharge Improvement Project (TO #8)	\$ 175,000.00	L	7690.4	FY 2014/15	PROJ
San Sevaine Recharge Improvement Project (TO #8)	\$ 1,126,900.00	L	7690.4	FY 2015/16	PROJ
CB20 Turnout Noise Abatement Project	\$ 859.80	M	7690.5 ⁵	FY 2013/14	PROJ
GWR SCADA Upgrades (TO #4)	\$ 279,343.47	N	7690.61	FY 2014/15	PROJ
GWR SCADA Upgrades (TO #4)	\$ 38,675.00	N	7690.61	FY 2015/16	PROJ
Upper Santa Ana River HCP (TO #7)	\$ 32,836.88	O	7690.7	FY 2014/15	PROJ
Upper Santa Ana River HCP (TO #7)	\$ 5,000.00	O	7690.7	FY 2015/16	PROJ
Lower Day Basin RMPU (TO #2)	\$ 2,699.03	P	7690.8	FY 2014/15	PROJ
Total Balance, June 30, 2016	\$ 2,630,337.45				

"Carried Over" Balance, July 1, 2016 \$ 2,630,337.45

Less: (Invoices Received To Date FY 2016/17)

Printing - Annual Report	\$ (5,000.00)	A	6045	FY 2015/16	ADM
Rauch Communication Consultants - Annual Report	\$ (4,951.50)	B	6061.3	FY 2015/16	ADM
Hydraulic Control Engineering - PBHSP	\$ (12,072.00)	D	7108.31 ¹	FY 2015/16	ENG
Hydraulic Control Monitoring - Adaptive Mgmt Plan	\$ (11,694.00)	E	7108.32 ²	FY 2015/16	ENG
PE4 - Engineering Services	\$ (7,000.00)	F	7402 ³	FY 2015/16	ENG
PE4 - Northwest MZ-1 Area Project	\$ (188,791.29)	G	7402.1 ⁴	FY 2015/16	ENG
RMPU Amendment (TO #1)	\$ (467,269.61)	K	7690.15	FY 2015/16	PROJ
San Sevaine Recharge Improvement Project (TO #8)	\$ (58,916.60)	L	7690.4	FY 2013/14	PROJ
GWR SCADA Upgrades (TO #4)	\$ (48,956.93)	N	7690.61	FY 2014/15	PROJ
Lower Day Basin RMPU (TO #2)	\$ (2,699.03)	P	7690.8	FY 2014/15	PROJ
Updated Balance as of March 31, 2017	\$ 1,822,986.49				

¹Preparation of a vegetation monitoring database in HydroDaVE pursuant to the Adaptive Management Plan for the PBHSP

²Preparation of the Final PBHSP Adaptive Management Plan and the 2016 PBHSP Annual Report

³Finalization of the 2015 Annual Report of the Ground-Level Monitoring Committee

⁴ Carryover budget for three separate subtasks to develop a Subsidence Management Plan for the Northwest MZ-1 Area

⁵ Project completed and funds are available for reallocation to another project, distribution to Appropriative Pool, or maintain as extra funding

ANNUAL REPORTS:

Unspent funds of \$9,951.50 related to the ongoing Annual Reports for development, production, and printing from the Administrative budget from FY 2015/16 from two accounts were "Carried Over" into the current FY 2016/17 budget. These funds were from the Printing-Annual Report [A] in the amount of

\$5,000 in account (6045); and Rauch Communication Consultants-Annual Report [B] in the amount of \$4,951.50 in account (6061.3).

CHINO HILLS ASR:

The ongoing Chino Hills ASR Project [C] continues into FY 2016/17 and previous years funding of \$29,285.99 has been carried over into account (7107.62).

ENGINEERING SERVICES:

Unspent funds related to ongoing projects and associated activities from the Engineering Services budget from FY 2015/16 in several accounts totaling \$326,577 were "Carried Over" into the current FY 2016/17 budget. These funds were from the Hydraulic Control Monitoring-Engineering-PBHSP [D] in the amount of \$12,072 in account (7108.31); Hydraulic Control Monitoring-Adaptive Management Plan [E] in the amount of \$50,000 in account (7108.32); PE4-Engineering Services [F] in the amount of \$7,000 in account (7402); and PE4-Northwest MZ-1 Area Project [G] in the amount of \$257,505 in account (7402.10).

COMPLETED PROJECTS WITH FUNDING AVAILABLE:

Several projects were completed during FY 2014/15 and have remaining funds available to be either (1) transferred to other project(s) that need additional funding, (2) keep amounts on reserve for future Capital Improvement Projects, or (3) refunded back to the Appropriative Pool when the Assessment package is invoiced. The funding amounts available are as follows: Jurupa Pumping Station [H] in the amount of \$37,981.33 (account 7209.1); Wineville Basin Proof of Concept [I] in the amount of \$35,397.53 (account 7209.2); and Hickory Basin Recharge Improvement Project [J] in the amount of \$3,877.00 (account 7690.3). One project was completed during FY 2015/16 and has funds available. This project is the CB20 Turnout Noise Abatement Project [M] in the amount of \$859.80 (account 7690.5). The total amount available is \$78,115.66 (\$37,981.33 + \$35,397.53 + \$3,877.00 + \$859.80 = \$78,115.66).

ONGOING RECHARGE IMPROVEMENT PROJECTS:

The RMPU Amendment-Task Order #1 [K] has a remaining budget from FY 2015/16 of \$467,269.61 in account (7690.15); the San Sevaine Recharge Improvement Project-Task Order #8 [L] has a remaining funded budget balance of \$1,360,583.31 in account (7690.4); the CB 20 Turnout project has a remaining funded budget balance of \$80,000 in account (7690.5); the GWR SCADA Upgrades-Task Order #4 [N] has a remaining funded budget balance of \$318,018.47 in account (7690.61); the Upper Santa Ana River HCP-Task Order #7 [O] has a remaining funded balance of \$37,836.88 in account (7690.7); and the Lower Day Basin RMPU-Task Order #2 [P] has a remaining funded budget balance of \$2,699.03 in account (7690.8). The total funded budget for these combined projects is \$1,609,700.

As invoices are received from the vendors and booked against these items listed above, the "Carried Over" balance will be reduced throughout the current fiscal year. At June 30, 2017, any remaining balances of the FY 2016/17 and prior years funding (if any), along with any new FY 2016/17 expenses, will then be "Carried Over" into the FY 2017/18 budget.

AUDIT FIELD WORK

FY 2016/17:

The auditors from the audit firm of Fedak & Brown LLP were onsite at the Watermaster offices on April 5, 2017 through April 6, 2017. This was the start of the interim field work for the period of July 1, 2016 through February 28, 2017. The final field work for the period of March 1, 2017 through June 30, 2017 is scheduled for August 2017, with the Annual Financial and Audit Reports presented to the Watermaster Board by Fedak & Brown LLP at the November 16, 2017 Board meeting. The Annual Financial and Audit Reports for FY 2016/17 are anticipated to be posted to the Watermaster website no later than December 15, 2017.

FY 2015/16:

The auditors from the audit firm of Fedak & Brown, LLP were onsite at the Watermaster offices on March 28, 2016. This was the start of the interim field work for the period of July 1, 2015 through February 28, 2016. The final field work for the period of February 1, 2016 through June 30, 2016 was completed during August 16, 2016 and August 17, 2016. The Annual Financial and Audit Reports were presented to the Watermaster Board by Chris Brown from Fedak & Brown LLP at the November 17, 2016 Board meeting. The Annual Financial and Audit Reports for FY 2015/16 were posted to the Watermaster website on November 22, 2016.

FY 2016/17 EXHIBIT "G" NON-AGRICULTURAL POOL SALE OF WATER

Pursuant to Exhibit "G" of the Restated Judgment, members of the Overlying (Non-Agricultural) Pool may annually transfer water to members of the Appropriative Pool through a Watermaster clearinghouse process. Watermaster purchases water from the Overlying (Non-Agricultural) Pool members, which Watermaster then transfers to the members of the Appropriative Pool based on the prescribed process. Members of the Appropriative Pool purchasing water through the process must complete their payments to Watermaster by June 30 of the fiscal year. Watermaster has determined that NRG CA South, LP is in compliance with Restated Judgment, Exhibit "G" ¶9(g), authorizing 2015-2016 Exhibit "G" Physical Solution Transfers.

The invoices to the four Appropriators who purchased Exhibit "G" water from the Non-Agricultural Pool were issued on March 23, 2017 totaling \$570,000. Once Watermaster has received all of the payments from the Appropriators and those payments have cleared the bank, Watermaster will issue payment to NRG CA South, LP in the amount of \$570,000 (1,000.000 AF x \$570.00 = \$570,000).

ASSESSMENT INVOICING

CURRENT MONTH – MARCH 2017

To date, all assessment invoice payments have been received. No Assessment activity for the month to report.

PREVIOUSLY REPORTED ACTIONS (Descending Order)

December 2016:

The Watermaster Board approved the FY 2016-2017 Assessment Package (Production Year 2015-2016) at the November 17, 2016 meeting. Watermaster staff created and emailed the Assessment invoices on Thursday, November 17, 2016. The Assessment invoices were due 30 days from invoice date, with all payments to be received by Watermaster on or before the close of business at 5:00pm on Monday, December 19, 2016. As in prior years, payments could be made by either check or wire transfer. As of December 19, 2016, all but one payment had been received. The late payment was received on December 20, 2016 with the late fee for one day being invoiced. The late fee was received on January 3, 2017.

November 2016:

The Watermaster Board approved the FY 2016-2017 Assessment Package (Production Year 2015-2016) at the November 17, 2016 meeting. Watermaster staff created and emailed the Assessment invoices on Thursday, November 17, 2016. The Assessment invoices were due 30 days from invoice date, with all payments to be received by Watermaster on or before the close of business at 5:00pm on Monday, December 19, 2016. As in prior years, payments could be made by either check or wire transfer. As of December 19, 2016, all but one payment had been received. The late payment was received on December 20, 2016 with the late fee for one day being invoiced.

October 2016:

The Watermaster Board approved the FY 2016-2017 Assessment Package (Production Year 2015-2016) at the November 17, 2016 meeting. Watermaster staff created and emailed the Assessment invoices on Thursday, November 17, 2016. The Assessment invoices are due 30 days from invoice date, with all

payments to be received by Watermaster on or before the close of business Monday, December 19, 2016. As in prior years, payments can be made by either check or wire transfer.

This year's Assessment invoicing included the standard Assessment amounts per the Assessment Package, along with any Special Assessments and the "Excess Cash Reserve" refund credits. The Appropriative Pool had a Special Assessment of \$50,000 as approved during the budgeting process. The \$50,000 was allocated to the Appropriative Pool members based upon a prorated formula of 50% Operating Safe Yield (OSY) and 50% physical production numbers from FY 2015/16.

The Non-Agricultural Pool had a Special Assessment of \$60,000 as approved during a Confidential Session on April 14, 2016. The \$60,000 was allocated to the Non-Agricultural Pool members based upon the actual production numbers from 2015/16.

The Excess Cash Reserve refunds totaled \$31,189 to the Appropriative Pool members and \$3,509 to the Non-Agricultural Pool members, based upon the pro rata share of FY 2015/16 payments. The Excess Cash Reserve-Recharge Debt Payment refund of \$155,824 was refunded to the Appropriative Pool members based upon the pro rata share of FY 2015/16 Recharge Debt Assessments paid. The refunds were applied as credits on the Assessment invoices and allocated based upon last year's percentage of assessments paid.

September 2016:

The Assessment Year 2016-2017 Package (Production Year 2015-2016) is scheduled for presentation to the Pools at the November 10, 2016 meetings; and approval by the Advisory Committee and adoption by the Watermaster Board at the November 17, 2016 meetings.

No Assessment activity for the month to report.

ATTACHMENTS

1. Financial Report - B5

THIS PAGE
HAS
INTENTIONALLY
BEEN LEFT
BLANK
FOR PAGINATION

CHINO BASIN WATERMASTER
 Budget vs. Actual
 Current Month, Year-To-Date and Fiscal Year-End

	1/12th (8.33%) of the Total Budget				9/12th (75.00%) of the Total Budget				100% of the Total Budget			
	For The Month of March 2017				Year-To-Date as of March 31, 2017				Fiscal Year End as of June 30, 2017			
	Actual	Budget	\$ Over(Under)	% of Budget	Actual	Budget	\$ Over(Under)	% of Budget	Projected	Budget	\$ Over(Under)	% of Budget
Income												
4010 · Local Agency Subsidies	0.00	0.00	0.00	0.0%	159,631.04	158,923.00	708.04	100.45%	159,631.04	158,923.00	708.04	100.45%
4110 · Admin Asmnts-Approp Pool	0.00	0.00	0.00	0.0%	10,059,406.05	10,002,660.00	56,746.05	100.57%	10,059,406.05	10,002,660.00	56,746.05	100.57%
4120 · Admin Asmnts-Non-Agri Pool	0.00	0.00	0.00	0.0%	255,682.35	311,996.00	-56,313.65	81.95%	255,682.35	311,996.00	-56,313.65	81.95%
4700 · Non Operating Revenues	26,072.50	6,962.00	19,110.50	374.5%	48,707.52	14,918.00	33,789.52	326.5%	72,709.00	19,890.00	52,819.00	365.56%
4900 · Miscellaneous Income	0.00	0.00	0.00	0.0%	0.00	0.00	0.00	0.0%	0.00	0.00	0.00	0.0%
Total Income	26,072.50	6,962.00	19,110.50	374.5%	10,523,426.96	10,488,497.00	34,929.96	100.33%	10,547,428.44	10,493,469.00	53,959.44	100.51%
Gross Profit	26,072.50	6,962.00	19,110.50	374.5%	10,523,426.96	10,488,497.00	34,929.96	100.33%	10,547,428.44	10,493,469.00	53,959.44	100.51%
Expense												
6010 · Admin. Salary/Benefit Costs	50,404.19	86,933.00	-36,528.81	57.98%	726,078.60	733,505.00	-7,426.40	98.99%	967,118.16	971,056.00	-3,937.84	99.59%
6020 · Office Building Expense	8,449.46	9,492.00	-1,042.54	89.02%	75,177.13	83,848.00	-8,670.87	89.66%	107,089.92	111,356.00	-4,266.08	96.17%
6030 · Office Supplies & Equip.	1,286.90	2,920.00	-1,633.10	44.07%	16,599.12	22,780.00	-6,180.88	72.87%	28,338.40	30,040.00	-1,701.60	94.34%
6040 · Postage & Printing Costs	3,090.18	3,786.00	-695.82	81.62%	42,207.14	47,689.00	-5,481.86	88.51%	61,605.78	61,852.00	-246.22	99.6%
6050 · Information Services	10,828.02	9,341.00	1,487.02	115.92%	106,790.10	108,069.00	-1,278.90	98.82%	140,003.16	141,092.00	-1,088.84	99.23%
6060 · Contract Services	18,995.55	0.00	18,995.55	100.0%	51,815.49	30,951.50	20,863.99	167.41%	61,815.49	30,951.50	30,863.99	199.72%
6070 · Watermaster Legal Services	19,148.16	13,811.00	5,337.16	138.64%	239,050.63	159,284.00	79,766.63	150.08%	272,983.52	200,713.00	72,270.52	136.01%
6080 · Insurance	0.00	0.00	0.00	0.0%	26,253.22	31,962.00	-5,708.78	82.14%	28,753.22	31,962.00	-3,208.78	89.96%
6110 · Dues and Subscriptions	263.00	250.00	13.00	105.2%	20,997.28	21,054.00	-56.72	99.73%	20,997.28	21,054.00	-56.72	99.73%
6140 · WM Admin Expenses	13.49	250.00	-236.51	5.4%	990.18	2,050.00	-1,059.82	48.3%	1,770.24	2,500.00	-729.76	70.81%
6150 · Field Supplies	0.00	0.00	0.00	0.0%	394.82	1,350.00	-955.18	29.25%	1,289.64	1,450.00	-160.36	88.94%
6170 · Travel & Transportation	788.20	1,705.00	-916.80	46.23%	10,904.06	18,690.00	-7,785.94	58.34%	18,957.84	24,870.00	-5,912.16	76.23%
6190 · Training, Conferences, Seminars	2,070.75	3,050.00	-979.25	67.89%	17,196.96	27,450.00	-10,253.04	62.65%	35,968.52	36,600.00	-631.48	98.28%
6200 · Advisory Comm - WM Board	1,613.46	3,828.00	-2,214.54	42.15%	24,881.75	31,780.00	-6,898.25	78.29%	38,813.90	42,819.00	-4,005.10	90.65%
6300 · Watermaster Board Expenses	14,760.30	13,106.00	1,654.30	112.62%	112,749.19	120,598.00	-7,848.81	93.49%	154,702.80	159,234.00	-4,531.20	97.15%
8300 · Appr Pl-WM & Pool Admin	24,361.61	9,607.00	14,754.61	253.58%	95,250.86	82,558.00	12,692.86	115.37%	108,925.26	110,765.00	-1,839.74	98.34%
8400 · Agri Pool-WM & Pool Admin	3,008.95	5,288.00	-2,279.05	56.9%	31,680.39	43,852.00	-12,171.61	72.24%	53,999.62	59,176.00	-5,176.38	91.25%
8467 · Ag Legal & Technical Services	24,200.00	17,083.00	7,117.00	141.66%	175,177.50	153,751.00	21,426.50	113.94%	203,830.00	205,000.00	-1,170.00	99.43%
8470 · Ag Meeting Attend -Special	3,175.00	1,850.00	1,325.00	171.62%	14,575.00	16,650.00	-2,075.00	87.54%	19,650.00	22,200.00	-2,550.00	88.51%
8471 · Ag Pool Expense	0.00	16,250.00	-16,250.00	0.0%	0.00	48,750.00	-48,750.00	0.0%	25,000.00	65,000.00	-40,000.00	38.46%
8485 · Ag Pool - Misc. Exp. - Ag Fund	0.00	0.00	0.00	0.0%	545.98	400.00	145.98	136.5%	600.00	400.00	200.00	150.0%
8500 · Non-Ag Pl-WM & Pool Admin	2,065.51	9,235.00	-7,169.49	22.37%	67,466.09	79,797.00	-12,330.91	84.55%	102,512.78	107,152.00	-4,639.22	95.67%
9400 · Depreciation Expense	0.00	0.00	0.00	0.0%	0.00	0.00	0.00	0.0%	0.00	0.00	0.00	0.0%
9500 · Allocated G&A Expenditures	-20,758.70	-31,542.00	10,783.30	65.81%	-138,719.32	-283,879.00	145,159.68	48.87%	-249,234.24	-378,505.00	129,270.76	65.85%
6900 · Optimum Basin Mgmt Plan	194,552.72	136,957.00	57,595.72	142.05%	1,255,414.08	1,244,720.00	10,694.08	100.86%	1,616,936.16	1,654,053.00	-37,116.84	97.76%
6950 · Mutual Agency Projects	0.00	0.00	0.00	0.0%	0.00	0.00	0.00	0.0%	0.00	0.00	0.00	0.0%
9501 · G&A Expenses Allocated-OBMP	6,294.45	6,122.00	172.45	102.82%	28,281.86	55,100.00	-26,818.14	51.33%	45,006.52	73,466.00	-28,459.48	61.26%
7101 · Production Monitoring	8,352.97	7,041.00	1,311.97	118.63%	40,455.27	61,223.00	-20,767.73	66.08%	75,623.34	81,372.00	-5,748.66	92.94%
7102 · In-line Meter Installation	0.00	5,654.00	-5,654.00	0.0%	764.23	50,485.00	-49,720.77	1.51%	51,528.46	67,264.00	-15,735.54	76.61%
7103 · Grdwtr Quality Monitoring	9,958.33	18,862.00	-8,903.67	52.8%	162,634.62	206,800.00	-44,165.38	78.64%	262,161.36	262,397.00	-235.64	99.91%
7104 · Gdwtr Level Monitoring	12,726.79	21,724.00	-8,997.21	58.58%	156,341.97	193,954.00	-37,612.03	80.61%	244,426.50	258,416.00	-13,989.50	94.59%
7105 · Sur Wtr Qual Monitoring	0.00	0.00	0.00	0.0%	0.00	0.00	0.00	0.0%	0.00	0.00	0.00	0.0%
7107 · Ground Level Monitoring	86,971.69	34,270.00	52,701.69	253.78%	185,415.97	210,212.99	-24,797.02	88.2%	246,264.56	270,522.99	-24,258.43	91.03%

PS
 55

	1/12th (8.33%) of the Total Budget				9/12th (75.00%) of the Total Budget				100% of the Total Budget			
	For The Month of March 2017				Year-To-Date as of March 31, 2017				Fiscal Year End as of June 30, 2017			
	Actual	Budget	\$ Over(Under)	% of Budget	Actual	Budget	\$ Over(Under)	% of Budget	Projected	Budget	\$ Over(Under)	% of Budget
7108 · Hydraulic Control Monitoring	92,083.86	40,285.00	51,798.86	228.58%	410,898.04	424,251.00	-13,352.96	96.85%	525,249.50	544,931.00	-19,681.50	96.39%
7109 · Recharge & Well Monitoring Prog	0.00	1,943.00	-1,943.00	0.0%	5,972.90	17,489.00	-11,516.10	34.15%	16,003.00	23,318.00	-7,315.00	68.63%
7200 · PE2- Comp Recharge Pgm	232,468.55	262,687.00	-30,218.45	88.5%	1,075,851.18	1,222,359.86	-146,508.68	88.01%	1,239,660.26	1,277,384.86	-37,724.60	97.05%
7300 · PE3&5-Water Supply/Desalte	0.00	2,743.00	-2,743.00	0.0%	0.00	24,039.00	-24,039.00	0.0%	15,157.20	31,972.00	-16,814.80	47.41%
7400 · PE4- Mgmt Plan	31,167.36	21,527.00	9,640.36	144.78%	275,762.65	457,842.00	-182,079.35	60.23%	490,139.04	522,241.00	-32,101.96	93.85%
7500 · PE6&7-CoopEfforts/SaltMgmt	1,905.40	4,458.00	-2,552.60	42.74%	11,122.20	39,721.00	-28,598.80	28.0%	42,496.00	52,912.00	-10,416.00	80.31%
7600 · PE8&9-StorageMgmt/Conj Use	3,099.25	9,681.00	-6,581.75	32.01%	29,978.30	85,179.00	-55,200.70	35.19%	103,132.36	113,336.00	-10,203.64	91.0%
7690 · Recharge Improvement Debt Pymt	-78,397.00	1,130,200.00	-1,208,597.00	-6.94%	1,051,470.43	5,525,944.10	-4,474,473.67	19.03%	4,009,734.86	5,525,944.10	-1,516,209.24	72.56%
7700 · Inactive Well Protection Prgm	0.00	42.00	-42.00	0.0%	0.00	374.00	-374.00	0.0%	250.00	500.00	-250.00	50.0%
9502 · G&A Expenses Allocated-Projects	14,464.25	25,420.00	-10,955.75	56.9%	110,437.46	228,779.00	-118,341.54	48.27%	204,227.72	305,039.00	-100,811.28	66.95%
Total Expense	783,412.65	1,905,859.00	-1,122,446.35	41.11%	6,518,863.33	11,631,412.45	-5,112,549.12	56.05%	11,393,488.13	13,123,806.45	-1,730,318.32	86.82%
Net Ordinary Income	-757,340.15	-1,898,897.00	1,141,556.85	39.88%	4,004,563.63	-1,142,915.45	5,147,479.08	-350.38%	-846,059.69	-2,630,337.45	1,784,277.76	32.17%
Other Income												
4210 · Approp Pool-Replenishment	0.00	0.00	0.00	0.0%	959,063.76	0.00	959,063.76	100.0%	959,063.76	0.00	959,063.76	100.0%
4220 · Non-Ag Pool-Replenishment	0.00	0.00	0.00	0.0%	15,798.22	0.00	15,798.22	100.0%	15,798.22	0.00	15,798.22	100.0%
4225 · Interest Income	1,996.61	0.00	1,996.61	100.0%	7,758.72	0.00	7,758.72	100.0%	12,024.22	0.00	12,024.22	100.0%
4226 · LAIF Fair Market Value	0.00	0.00	0.00	0.0%	0.00	0.00	0.00	0.0%	0.00	0.00	0.00	0.0%
4600 · Groundwater Sales	570,000.00	0.00	570,000.00	100.0%	570,000.00	0.00	570,000.00	100.0%	570,000.00	0.00	570,000.00	100.0%
Total Other Income	571,996.61	0.00	571,996.61	100.0%	1,552,620.70	0.00	1,552,620.70	100.0%	1,556,886.20	0.00	1,556,886.20	100.0%
Other Expense												
5010 · Groundwater Replenishment	8,440.40	0.00	8,440.40	100.0%	2,479,480.40	0.00	2,479,480.40	100.0%	2,479,480.40	0.00	2,479,480.40	100.0%
5100 · Other Water Purchases	570,000.00	0.00	570,000.00	100.0%	570,000.00	0.00	570,000.00	100.0%	570,000.00	0.00	570,000.00	100.0%
9200 · Interest Expense	0.00	0.00	0.00	0.0%	0.00	0.00	0.00	0.0%	0.00	0.00	0.00	0.0%
9251 · Other Post Employment Benefits	0.00	0.00	0.00	0.0%	0.00	0.00	0.00	0.0%	0.00	0.00	0.00	0.0%
9996 · Refund-Excess Reserves-Approp.	0.00	0.00	0.00	0.0%	31,189.00	0.00	31,189.00	100.0%	31,189.00	0.00	31,189.00	100.0%
9997 · Refund-Excess Reserves-NonAg	0.00	0.00	0.00	0.0%	3,509.00	0.00	3,509.00	100.0%	3,509.00	0.00	3,509.00	100.0%
9998 · Refund-Recharge Debt-Approp.	0.00	0.00	0.00	0.0%	155,824.00	0.00	155,824.00	100.0%	155,824.00	0.00	155,824.00	100.0%
9999 · To/(From) Reserves	0.00	0.00	0.00	0.0%	158,251.00	0.00	158,251.00	100.0%	158,251.00	0.00	158,251.00	100.0%
Total Other Expense	578,440.40	0.00	578,440.40	100.0%	3,398,253.40	0.00	3,398,253.40	100.0%	3,398,253.40	0.00	3,398,253.40	100.0%
Net Other Income	-6,443.79	0.00	-6,443.79	100.0%	-1,845,632.70	0.00	-1,845,632.70	100.0%	-1,841,367.20	0.00	-1,841,367.20	100.0%
Net Income	-763,783.94	-1,898,897.00	1,135,113.06	40.22%	2,158,930.93	-1,142,915.45	3,301,846.38	-188.9%	-2,687,426.89	-2,630,337.45	-57,089.44	102.17%

Note: Please see the staff report (Financial Report-B5) for additional detailed information on the account categories.

CHINO BASIN WATERMASTER

I. CONSENT CALENDAR

C. APPLICATION FOR RECHARGE

CHINO BASIN WATERMASTER

NOTICE

OF

APPLICATION(S)

RECEIVED FOR

RECHARGE

Date of Notice:

April 7, 2017

This notice is to advise interested persons that the attached application(s) will come before the Watermaster Board on or after 30 days from the date of this notice.

THIS PAGE
HAS
INTENTIONALLY
BEEN LEFT
BLANK
FOR PAGINATION

NOTICE OF APPLICATION(S) RECEIVED

Date of Application: **March 20, 2017**

Date of this notice: **April 7, 2017**

Please take notice that the following Application has been received by Watermaster:

- Notice of Application for Recharge – On March 20, 2016, San Antonio Water Company submitted an Application for Recharge for up to 1,500.000 acre-feet to be recharged into basins along the San Antonio Channel.

Appropriative Pool: April 13, 2017

Non-Agricultural Pool: April 13, 2017

Agricultural Pool: April 13, 2017

This *Application* will be scheduled for consideration by the Advisory Committee *no earlier than thirty days from the date of this notice and a minimum of twenty-one calendar days* after the last pool committee reviews it.

After consideration by the Advisory Committee, the *Application* will be considered by the Board.

Unless the *Application* is amended, parties to the Judgment may file *Contests* to the *Application* with Watermaster *within seven calendar days* of when the last pool committee considers it. Any *Contest* must be in writing and state the basis of the *Contest*.

Watermaster address:

Chino Basin Watermaster
9641 San Bernardino Road
Rancho Cucamonga, CA 91730

Tel: (909) 484-3888
Fax: (909) 484-3890

CHINO BASIN WATERMASTER

NOTICE OF APPLICATION FOR RECHARGE

Notification Dated: April 7, 2017

A party to the Judgment has submitted a proposed Application for Recharge for Watermaster approval. Unless contrary evidence is presented to Watermaster that overcomes the rebuttable presumption provided in Section 5.3(b)(iii) of the Peace Agreement, Watermaster must find that there is “no material physical injury” and approve the Application. Watermaster staff is not aware of any evidence to suggest that this recharge would cause material physical injury and hereby provides this notice to advise interested persons that this Application will come before the Watermaster Board on or after 30 days from the date of this notice. The attached staff report will be included in the meeting package at the time the Application begins the Watermaster process (comes before Watermaster).



CHINO BASIN WATERMASTER

9641 San Bernardino Road, Rancho Cucamonga, Ca 91730
Tel: 909.484.3888 Fax: 909.484.3890 www.cbwm.org

PETER KAVOUNAS, P.E.
General Manager

STAFF REPORT

DATE: May 18, 2017
TO: Advisory Committee Members
SUBJECT: San Antonio Water Company Application for Recharge (Consent Calendar Item C)

SUMMARY

Issue: On March 20, 2017, San Antonio Water Company submitted an Application for Recharge for up to 1,500,000 acre-feet to be recharged into basins along the San Antonio Channel.

Recommendation: Recommend to the Watermaster Board to approve San Antonio Water Company's Application for Recharge and direct Watermaster staff to account for this supplemental water recharged in San Antonio Water Company's existing Local Supplemental Storage account.

Financial Impact: None

Future Consideration

Advisory Committee – May 18, 2017: Recommend Board to approve

Watermaster Board – May 25, 2017: Approval [Within WM Duties and Powers]

ACTIONS:

Appropriative Pool – April 13, 2017: Unanimously recommended to Advisory Committee to recommend to the Watermaster Board to approve

Non-Agricultural Pool April 13, 2017: Unanimously recommended to Advisory Committee to recommend to the Watermaster Board to approve, and direct the Pool representatives to support at Advisory and Board meetings, subject to any changes they deem appropriate.

Agricultural Pool – April 13, 2017: Unanimously recommended to Advisory Committee to recommend to the Watermaster Board to approve

Advisory Committee – May 18, 2017:

Watermaster Board – May 25, 2017:

BACKGROUND

The Court approved the Peace Agreement, the OBMP Implementation Plan and the goals and objectives identified in the OBMP Phase I Report on July 13, 2000, and ordered Watermaster to proceed in a manner consistent with the Peace Agreement. Under the Peace Agreement, Watermaster approval is required for Applications to store, recapture, recharge or transfer water, as well as for Applications for credits or reimbursements and storage and recovery programs.

Where there is no Material Physical Injury (MPI), Watermaster must approve the application. Where the request for Watermaster approval is submitted by a Party to the Judgment, there is a rebuttable presumption that most of the proposed activities do not result in Material Physical Injury to a Party to the Judgment or the Basin (Storage and Recovery Programs do not have this presumption).

In December 2011, San Antonio Water Company (SAWCo) submitted an Application for Recharge. The application identified the maximum quantity of recharge to be 1,500.00 acre-feet to be placed into a Local Supplemental Storage Account. Recharge applications, at that time, were limited by volume of water rather than by time period so SAWCo has been recharging under the 2011 application until the present time.

DISCUSSION

With the heavy storm season in recent months, SAWCo has been delivering San Antonio Creek water through the San Antonio Channel since February 2017. At the current rate, SAWCo will have recharged up to the maximum amount of the 2011 Recharge Application before May 2017. Based on current flows and snow melt, SAWCo believes they will have supplemental water to recharge through the summer of 2017.

On March 20, 2017, SAWCo submitted an Application for Recharge for up to 1,500 acre-feet from May 2017 to September 2017. The Application states that the method of recharge is surface spreading into Basins aligned with the San Antonio Creek system. (See Attachment 1) and identifies the source of water to be San Antonio Creek water. Attached to the Application is the 2015 San Antonio Canyon Watershed Sanitary Survey Update (2011-2015) to aid in the MPI analysis. (See Attachment 2.)

If and when approved, SAWCo intends to recharge the water into the Basins connected to the San Antonio Creek channel system. This water can be used to offset over-production during the 2016-2017 fiscal year, or, should the water not be used in the fiscal year for over-production, the water will be placed into storage. Currently, SAWCo and many other stakeholders do not have valid storage agreements in conjunction with their storage accounts. Without an agreement, SAWCo is recharging water with some risk. Determinations must be made in regards to: (1) available capacity for Local Supplemental Storage Agreements (100,000 acre-foot threshold); (2) the establishment of rules concerning the priority amongst competing applications for Local Supplemental Storage; and (3) general terms and conditions applicable to Storage and Preemptive replenishment. Watermaster has been addressing these issues with stakeholders since December 2016 and intends to have storage agreements for all parties in place in the near term and, at the Watermaster Board's direction, has started the development of a Storage Management Plan.

An Application to Recapture Water in Storage will need to be submitted, prior to recapture. If the method and location of recapture from storage is to exchange with other groundwater producers in the Basin, when such an exchange is proposed, San Antonio Water Company and the other Party will need to submit the appropriate water transfer forms, which include the recapture plan. Per the Peace II Agreement and achievement of Hydraulic Control, losses will be applied to all water placed into a Local Supplemental Storage Account in a manner consistent to all other water held in storage.

Wildermuth Environmental, Inc. (WEI) completed a MPI analysis on March 28, 2017 declaring no negative impacts to the Basin from this recharge event. (See Attachment 3.) Staff has reviewed and recommends approval of the Application for Recharge as presented.

Once approved, SAWCo must complete Form 2b *Request to Recharge Supplemental Water by a Person to Watermaster*. Form 2b will be used by Watermaster staff to coordinate with SAWCo and the Inland Empire Utility Agency (IEUA) to develop a Recharge Operations Plan. During the Recharge event, Watermaster and IEUA will collect data to properly ensure the water is accounted for. Upon completion of the recharge event, SAWCo will be required to submit Form 2c *Report of Supplemental Water Recharge by a Person to Watermaster* for final review and accounting.

ATTACHMENTS

1. SAWCo Recharge Application Dated March 20, 2017
2. 2015 San Antonio Canyon Watershed Sanitary Survey Update (2011 through 2015)
3. March 28, 2017 Letter from WEI to Watermaster: *Analysis of Material Physical Injury for the San Antonio Water Company (SAWC) Recharge Application, Submitted to the Chino Basin Watermaster on March 20, 2017*

THIS PAGE
HAS
INTENTIONALLY
BEEN LEFT
BLANK
FOR PAGINATION

Click on link below to access:

Attachments 1 – 3

THIS PAGE
HAS
INTENTIONALLY
BEEN LEFT
BLANK
FOR PAGINATION

CHINO BASIN WATERMASTER

- I. CONSENT CALENDAR
- D. WATER TRANSACTIONS

CHINO BASIN WATERMASTER

NOTICE

OF

APPLICATION(S)

RECEIVED FOR

WATER TRANSACTIONS – ACTIVITIES

Date of Notice:

April 7, 2017

This notice is to advise interested persons that the attached application(s) will come before the Watermaster Board on or after 30 days from the date of this notice.

THIS PAGE
HAS
INTENTIONALLY
BEEN LEFT
BLANK
FOR PAGINATION

NOTICE OF APPLICATION(S) RECEIVED

Date of Application: **March 1, 2017**

Date of this Notice: **April 7, 2017**

Please take notice that the following Application has been received by Watermaster:

- Notice of Sale or Transfer – The purchase of 1,100.000 acre-feet of water from Santa Ana River Water Company (SARWCo) by Jurupa Community Services District (JCSD). This purchase is made from SARWCo’s Annual Production Right / Operating Safe Yield first, then any additional from storage.

This **Application** will first be considered by each of the respective pool committees on the following dates:

Appropriative Pool: April 13, 2017

Non-Agricultural Pool: April 13, 2017

Agricultural Pool: April 13, 2017

This **Application** will be scheduled for consideration by the Advisory Committee **no earlier than thirty days from the date of this notice and a minimum of twenty-one calendar days** after the last pool committee reviews it.

After consideration by the Advisory Committee, the **Application** will be considered by the Board.

Unless the **Application** is amended, parties to the Judgment may file **Contests** to the **Application** with Watermaster **within seven calendar days** of when the last pool committee considers it. Any **Contest** must be in writing and state the basis of the **Contest**.

Watermaster address:

Chino Basin Watermaster
9641 San Bernardino Road
Rancho Cucamonga, CA 91730

Tel: (909) 484-3888
Fax: (909) 484-3890

CHINO BASIN WATERMASTER

NOTICE OF TRANSFER OF WATER

Notification Dated: April 7, 2017

A party to the Judgment has submitted a proposed transfer of water for Watermaster approval. Unless contrary evidence is presented to Watermaster that overcomes the rebuttable presumption provided in Section 5.3(b)(iii) of the Peace Agreement, Watermaster must find that there is "no material physical injury" and approve the transfer. Watermaster staff is not aware of any evidence to suggest that this transfer would cause material physical injury and hereby provides this notice to advise interested persons that this transfer will come before the Watermaster Board on or after 30 days from the date of this notice. The attached staff report will be included in the meeting package at the time the transfer begins the Watermaster process (comes before Watermaster).



CHINO BASIN WATERMASTER

9641 San Bernardino Road, Rancho Cucamonga, Ca 91730
Tel: (909) 484.3888 Fax: (909) 484-3890 www.cbwm.org

PETER KAVOUNAS, P.E.
General Manager

DATE: April 7, 2017
TO: Watermaster Interested Parties
SUBJECT: Summary and Analysis of Application for Water Transaction

Summary –

There does not appear to be a potential material physical injury to a party or to the basin from the proposed transaction as presented.

Issue –

- Notice of Sale or Transfer – The purchase of 1,100,000 acre-feet of water from Santa Ana River Water Company by Jurupa Community Services District. This purchase is made from Santa Ana River Water Company's Annual Production Right / Operating Safe Yield first, then any additional from storage.

Recommendation –

1. Continue monitoring as planned in the Optimum Basin Management Program.
2. Use all new or revised information when analyzing the hydrologic balance and report to Watermaster if a potential for material physical injury is discovered, and
3. Approve the transaction as presented.

Fiscal Impact –

- None
- May reduce assessments under the 85/15 rule
- Reduce desalter replenishment costs

Background

The Court approved the Peace Agreement, the Implementation Plan and the goals and objectives identified in the OBMP Phase I Report on July 13, 2000, and ordered Watermaster to proceed in a manner consistent with the Peace Agreement. Under the Peace Agreement, Watermaster approval is required for applications to store, recapture, recharge or transfer water, as well as for applications for credits or reimbursements and storage and recovery programs.

Where there is no material physical injury, Watermaster must approve the transaction. Where the request for Watermaster approval is submitted by a party to the Judgment, there is a rebuttable presumption that most of the transactions do not result in Material Physical Injury to a party to the Judgment or the Basin (Storage and Recovery Programs do not have this presumption).

The following application for water transaction is attached with the notice of application.

- Notice of Sale or Transfer – The purchase of 1,100,000 acre-feet of water from Santa Ana River Water Company by Jurupa Community Services District. This purchase is made from Santa Ana River Water Company's Annual Production Right / Operating Safe Yield first, then any additional from storage.

Notice of the water transaction identified above was mailed on April 7, 2017 along with the materials submitted by the requestors.

DISCUSSION

Water transactions occur each year and are included as production by the respective entity (if produced) in any relevant analyses conducted by Wildermuth Environmental pursuant to the Peace Agreement and the Rules & Regulations. There is no indication additional analysis regarding this transaction is necessary at this time. As part of the OBMP Implementation Plan, continued measurement of water levels and the installation of extensometers are planned. Based on no real change in the available data, we cannot conclude that the proposed water transaction will cause material physical injury to a party or to the Basin.

**CONSOLIDATED WATER TRANSFER FORMS:
 FORM 3: APPLICATION FOR SALE OR TRANSFER OF RIGHT TO PRODUCE WATER FROM STORAGE
 FORM 4: APPLICATION OR AMENDMENT TO APPLICATION TO RECAPTURE WATER IN STORAGE
 FORM 5: APPLICATION TO TRANSFER ANNUAL PRODUCTION RIGHT OR SAFE YIELD**

FISCAL YEAR 2016 - 2017

DATE REQUESTED: March 1, 2017

AMOUNT REQUESTED: 1100.000 Acre-Feet

<p>TRANSFER FROM (SELLER / TRANSFEROR):</p> <p><u>Santa Ana River Water Company</u> Name of Party</p> <p><u>10530 54th Street</u> Street Address</p> <p><u>Jurupa Valley</u> <u>CA</u> <u>91752</u> City State Zip Code</p> <p><u>951-685-6503</u> Telephone</p> <p><u>951-685-1978</u> Facsimile</p>	<p>TRANSFER TO (BUYER / TRANSFEREE):</p> <p><u>Jurupa Community Services District</u> Name of Party</p> <p><u>11201 Harrel Street</u> Street Address</p> <p><u>Jurupa Valley</u> <u>CA</u> <u>91752</u> City State Zip Code</p> <p><u>951-685-7434</u> Telephone</p> <p><u>951-685-1153</u> Facsimile</p>
--	---

Have any other transfers been approved by Watermaster between these parties covering the same fiscal year? Yes No

PURPOSE OF TRANSFER:

- Pump when other sources of supply are curtailed
- Pump to meet current or future demand over and above production right
- Pump as necessary to stabilize future assessment amounts
- Other, explain _____

WATER IS TO BE TRANSFERRED FROM:

- Annual Production Right (Appropriative Pool) or Operating Safe Yield (Non-Agricultural Pool)
- Storage
- Annual Production Right / Operating Safe Yield first, then any additional from Storage
- Other, explain 1100.000 Annual Production Right

WATER IS TO BE TRANSFERRED TO:

- Annual Production Right / Operating Safe Yield (common)
- Storage (rare)
- Other, explain _____

IS THE 85/15 RULE EXPECTED TO APPLY? (If yes, all answers below must be "yes.") Yes No
 Is the Buyer an 85/15 Party? Yes No
 Is the purpose of the transfer to meet a current demand over and above production right? Yes No
 Is the water being placed into the Buyer's Annual Account? Yes No

IF WATER IS TO BE TRANSFERRED FROM STORAGE:	
Varied	One Production Year
Projected Rate of Recapture	Projected Duration of Recapture
METHOD OF RECAPTURE (e.g. pumping, exchange, etc.):	
Pumping	
PLACE OF USE OF WATER TO BE RECAPTURED:	
JCSD service area	
LOCATION OF RECAPTURE FACILITIES (IF DIFFERENT FROM REGULAR PRODUCTION FACILITIES):	

WATER QUALITY AND WATER LEVELS

Are the Parties aware of any water quality issues that exist in the area? Yes No

If yes, please explain:

Wells that do not exceed the MCL for nitrates are used to blend with other wells in District; Other treatment via Ion Exchange

What are the existing water levels in the areas that are likely to be affected?

Water levels range from 150-300 feet.

MATERIAL PHYSICAL INJURY

Are any of the recapture wells located within Management Zone 1? Yes No

Is the Applicant aware of any potential Material Physical Injury to a party to the Judgment or the Basin that may be caused by the action covered by the application? Yes No


If yes, what are the proposed mitigation measures, if any, that might reasonably be imposed to ensure that the action does not result in Material Physical Injury to a party to the Judgment or the Basin?

SAID TRANSFER SHALL BE CONDITIONED UPON:

- (1) Transferee shall exercise said right on behalf of Transferor under the terms of the Judgment, the Peace Agreement, the Peace II Agreement, and the Management Zone 1 Subsidence Management Plan for the period described above. The first water produced in any year shall be that produced pursuant to carry-over rights defined in the Judgment. After production of its carry-over rights, if any, the next (or first if no carry-over rights) water produced by Transferee from the Chino Basin shall be that produced hereunder.
- (2) Transferee shall put all waters utilized pursuant to said Transfer to reasonable beneficial use.
- (3) Transferee shall pay all Watermaster assessments on account of the water production hereby Transferred.
- (4) Any Transferee not already a party must Intervene and become a party to the Judgment.


ADDITIONAL INFORMATION ATTACHED

Yes No



Seller / Transferor Representative Signature
J. Arnold Rodriguez

Seller / Transferor Representative Name (Printed)



Buyer / Transferee Representative Signature
Todd M. Corbin

Buyer / Transferee Representative Name (Printed)

TO BE COMPLETED BY WATERMASTER STAFF:

DATE OF WATERMASTER NOTICE: _____

DATE OF APPROVAL FROM APPROPRIATIVE POOL: _____

DATE OF APPROVAL FROM NON-AGRICULTURAL POOL: _____

DATE OF APPROVAL FROM AGRICULTURAL POOL: _____

HEARING DATE, IF ANY: _____

DATE OF ADVISORY COMMITTEE APPROVAL: _____

DATE OF BOARD APPROVAL: _____

THIS PAGE
HAS
INTENTIONALLY
BEEN LEFT
BLANK
FOR PAGINATION

CHINO BASIN WATERMASTER

NOTICE

OF

APPLICATION(S)

RECEIVED FOR

WATER TRANSACTIONS – ACTIVITIES

Date of Notice:

April 7, 2017

This notice is to advise interested persons that the attached application(s) will come before the Watermaster Board on or after 30 days from the date of this notice.

THIS PAGE
HAS
INTENTIONALLY
BEEN LEFT
BLANK
FOR PAGINATION

NOTICE OF APPLICATION(S) RECEIVED

Date of Application: **March 1, 2017**

Date of this Notice: **April 7, 2017**

Please take notice that the following Application has been received by Watermaster:

- Notice of Sale or Transfer – The purchase of 11.866 acre-feet of water from Santa Ana River Water Company (SARWCo) by Jurupa Community Services District (JCSD). This purchase is made from SARWCo’s storage account.

This *Application* will first be considered by each of the respective pool committees on the following dates:

Appropriative Pool: April 13, 2017

Non-Agricultural Pool: April 13, 2017

Agricultural Pool: April 13, 2017

This *Application* will be scheduled for consideration by the Advisory Committee *no earlier than thirty days from the date of this notice and a minimum of twenty-one calendar days* after the last pool committee reviews it.

After consideration by the Advisory Committee, the *Application* will be considered by the Board.

Unless the *Application* is amended, parties to the Judgment may file *Contests* to the *Application* with Watermaster *within seven calendar days* of when the last pool committee considers it. Any *Contest* must be in writing and state the basis of the *Contest*.

Watermaster address:

Chino Basin Watermaster
9641 San Bernardino Road
Rancho Cucamonga, CA 91730

Tel: (909) 484-3888
Fax: (909) 484-3890

CHINO BASIN WATERMASTER

NOTICE OF TRANSFER OF WATER

Notification Dated: April 7, 2017

A party to the Judgment has submitted a proposed transfer of water for Watermaster approval. Unless contrary evidence is presented to Watermaster that overcomes the rebuttable presumption provided in Section 5.3(b)(iii) of the Peace Agreement, Watermaster must find that there is “no material physical injury” and approve the transfer. Watermaster staff is not aware of any evidence to suggest that this transfer would cause material physical injury and hereby provides this notice to advise interested persons that this transfer will come before the Watermaster Board on or after 30 days from the date of this notice. The attached staff report will be included in the meeting package at the time the transfer begins the Watermaster process (comes before Watermaster).



CHINO BASIN WATERMASTER

9641 San Bernardino Road, Rancho Cucamonga, Ca 91730
Tel: (909) 484.3888 Fax: (909) 484-3890 www.cbwm.org

PETER KAVOUNAS, P.E.
General Manager

DATE: April 7, 2017
TO: Watermaster Interested Parties
SUBJECT: Summary and Analysis of Application for Water Transaction

Summary –

There does not appear to be a potential material physical injury to a party or to the basin from the proposed transaction as presented.

Issue –

- Notice of Sale or Transfer – The purchase of 11.866 acre-feet of water from Santa Ana River Water Company by Jurupa Community Services District. This purchase is made from Santa Ana River Water Company's storage account.

Recommendation –

1. Continue monitoring as planned in the Optimum Basin Management Program.
2. Use all new or revised information when analyzing the hydrologic balance and report to Watermaster if a potential for material physical injury is discovered, and
3. Approve the transaction as presented.

Fiscal Impact –

- None
- May reduce assessments under the 85/15 rule
- Reduce desalter replenishment costs

Background

The Court approved the Peace Agreement, the Implementation Plan and the goals and objectives identified in the OBMP Phase I Report on July 13, 2000, and ordered Watermaster to proceed in a manner consistent with the Peace Agreement. Under the Peace Agreement, Watermaster approval is required for applications to store, recapture, recharge or transfer water, as well as for applications for credits or reimbursements and storage and recovery programs.

Where there is no material physical injury, Watermaster must approve the transaction. Where the request for Watermaster approval is submitted by a party to the Judgment, there is a rebuttable presumption that most of the transactions do not result in Material Physical Injury to a party to the Judgment or the Basin (Storage and Recovery Programs do not have this presumption).

The following application for water transaction is attached with the notice of application.

- Notice of Sale or Transfer – The purchase of 11.866 acre-feet of water from Santa Ana River Water Company by Jurupa Community Services District. This purchase is made from Santa Ana River Water Company's storage account.

Notice of the water transaction identified above was mailed on April 7, 2017 along with the materials submitted by the requestors.

DISCUSSION

Water transactions occur each year and are included as production by the respective entity (if produced) in any relevant analyses conducted by Wildermuth Environmental pursuant to the Peace Agreement and the Rules & Regulations. There is no indication additional analysis regarding this transaction is necessary at this time. As part of the OBMP Implementation Plan, continued measurement of water levels and the installation of extensometers are planned. Based on no real change in the available data, we cannot conclude that the proposed water transaction will cause material physical injury to a party or to the Basin.

**CONSOLIDATED WATER TRANSFER FORMS:
 FORM 3: APPLICATION FOR SALE OR TRANSFER OF RIGHT TO PRODUCE WATER FROM STORAGE
 FORM 4: APPLICATION OR AMENDMENT TO APPLICATION TO RECAPTURE WATER IN STORAGE
 FORM 5: APPLICATION TO TRANSFER ANNUAL PRODUCTION RIGHT OR SAFE YIELD**

FISCAL YEAR 2016 - 2017

DATE REQUESTED: March 1, 2017

AMOUNT REQUESTED: 11.866 Acre-Feet

<p>TRANSFER FROM (SELLER / TRANSFEROR):</p> <p><u>Santa Ana River Water Company</u> Name of Party</p> <p><u>10530 54th Street</u> Street Address</p> <p><u>Jurupa Valley</u> <u>CA</u> <u>91752</u> City State Zip Code</p> <p><u>951-685-6503</u> Telephone</p> <p><u>951-685-1978</u> Facsimile</p>	<p>TRANSFER TO (BUYER / TRANSFEREE):</p> <p><u>Jurupa Community Services District</u> Name of Party</p> <p><u>11201 Harrel Street</u> Street Address</p> <p><u>Jurupa Valley</u> <u>CA</u> <u>91752</u> City State Zip Code</p> <p><u>951-685-7434</u> Telephone</p> <p><u>951-685-1153</u> Facsimile</p>
---	--

Have any other transfers been approved by Watermaster between these parties covering the same fiscal year? Yes No X

PURPOSE OF TRANSFER:

- Pump when other sources of supply are curtailed
- Pump to meet current or future demand over and above production right
- Pump as necessary to stabilize future assessment amounts
- Other, explain _____

WATER IS TO BE TRANSFERRED FROM:

- Annual Production Right (Appropriative Pool) or Operating Safe Yield (Non-Agricultural Pool)
- Storage
- Annual Production Right / Operating Safe Yield first, then any additional from Storage
- Other, explain _____

WATER IS TO BE TRANSFERRED TO:

- Annual Production Right / Operating Safe Yield (common)
- Storage (rare)
- Other, explain _____

IS THE 85/15 RULE EXPECTED TO APPLY? (If yes, all answers below must be "yes.") Yes No

Is the Buyer an 85/15 Party? Yes No

Is the purpose of the transfer to meet a current demand over and above production right? Yes No

Is the water being placed into the Buyer's Annual Account? Yes No

IF WATER IS TO BE TRANSFERRED FROM STORAGE:

Varied	One Production Year
Projected Rate of Recapture	Projected Duration of Recapture

METHOD OF RECAPTURE (e.g. pumping, exchange, etc.):

Pumping

PLACE OF USE OF WATER TO BE RECAPTURED:

JCSD service area

LOCATION OF RECAPTURE FACILITIES (IF DIFFERENT FROM REGULAR PRODUCTION FACILITIES):

WATER QUALITY AND WATER LEVELS

Are the Parties aware of any water quality issues that exist in the area? Yes No

If yes, please explain:

Wells that do not exceed the MCL for nitrates are used to blend with other wells in District; Other treatment via Ion Exchange

What are the existing water levels in the areas that are likely to be affected?

Water levels range from 150-300 feet.

MATERIAL PHYSICAL INJURY

Are any of the recapture wells located within Management Zone 1? Yes No

Is the Applicant aware of any potential Material Physical Injury to a party to the Judgment or the Basin that may be caused by the action covered by the application? Yes No


If yes, what are the proposed mitigation measures, if any, that might reasonably be imposed to ensure that the action does not result in Material Physical Injury to a party to the Judgment or the Basin?

SAID TRANSFER SHALL BE CONDITIONED UPON:

- (1) Transferee shall exercise said right on behalf of Transferor under the terms of the Judgment, the Peace Agreement, the Peace II Agreement, and the Management Zone 1 Subsidence Management Plan for the period described above. The first water produced in any year shall be that produced pursuant to carry-over rights defined in the Judgment. After production of its carry-over rights, if any, the next (or first if no carry-over rights) water produced by Transferee from the Chino Basin shall be that produced hereunder.
- (2) Transferee shall put all waters utilized pursuant to said Transfer to reasonable beneficial use.
- (3) Transferee shall pay all Watermaster assessments on account of the water production hereby Transferred.
- (4) Any Transferee not already a party must Intervene and become a party to the Judgment.


ADDITIONAL INFORMATION ATTACHED

Yes No



 Seller / Transferor Representative Signature
 J. Arnold Rodriguez

 Seller / Transferor Representative Name (Printed)



 Buyer / Transferee Representative Signature
 Todd M. Corbin

 Buyer / Transferee Representative Name (Printed)

TO BE COMPLETED BY WATERMASTER STAFF:

DATE OF WATERMASTER NOTICE: _____

DATE OF APPROVAL FROM APPROPRIATIVE POOL: _____

DATE OF APPROVAL FROM NON-AGRICULTURAL POOL: _____

DATE OF APPROVAL FROM AGRICULTURAL POOL: _____

HEARING DATE, IF ANY: _____

DATE OF ADVISORY COMMITTEE APPROVAL: _____

DATE OF BOARD APPROVAL: _____

THIS PAGE
HAS
INTENTIONALLY
BEEN LEFT
BLANK
FOR PAGINATION

CHINO BASIN WATERMASTER

I. CONSENT CALENDAR

E. APPLICATION FOR LOCAL STORAGE AGREEMENT

Consideration of Storage of Excess Carryover Water by Members of the Overlying (Non-Agricultural) Pool

CHINO BASIN WATERMASTER

NOTICE

OF

APPLICATION(S)

RECEIVED FOR

LOCAL STORAGE AGREEMENT

Date of Notice:

February 3, 2017

This notice is to advise interested persons that the attached application(s) will come before the Watermaster Board on May 25, 2017

THIS PAGE
HAS
INTENTIONALLY
BEEN LEFT
BLANK
FOR PAGINATION

NOTICE OF APPLICATION(S) RECEIVED

Date of Application: **February 1, 2017**

Date of this notice: **February 3, 2017**

Please take notice that the following Application(s) have been received by Watermaster:

- Consideration of Local Storage Agreements –Storage of Excess Carryover Water by members of the Overlying (Non-Agricultural) Pool in amounts as shown in the Assessment Package Approved November 17, 2016.

This *Application* will first be considered by each of the respective pool committees on the following dates:

Appropriative Pool: February 9, 2017

Non-Agricultural Pool: February 9, 2017

Agricultural Pool: February 9, 2017

This *Application* will be scheduled for consideration by the Advisory Committee *no earlier than thirty days from the date of this notice and a minimum of twenty-one calendar days* after the last pool committee reviews it.

After consideration by the Advisory Committee, the *Application* will be considered by the Board.

Unless the *Application* is amended, parties to the Judgment may file *Contests* to the *Application* with Watermaster *within seven calendar days* of when the last pool committee considers it. Any *Contest* must be in writing and state the basis of the *Contest*.

Watermaster address:

Chino Basin Watermaster
9641 San Bernardino Road
Rancho Cucamonga, CA 9173

Tel: (909) 484-3888
Fax: (909) 484-3890

CHINO BASIN WATERMASTER

NOTICE OF APPLICATION FOR A LOCAL STORAGE AGREEMENT

Notification Dated: February 3, 2017

A party to the Judgment has submitted a proposed Application for a Local Storage Agreement for Watermaster approval. Unless contrary evidence is presented to Watermaster that overcomes the rebuttable presumption provided in Section 5.2(b)(v) of the Peace Agreement, Watermaster must find that there is “no material physical injury” and approve the storage agreement. Watermaster staff is not aware of any evidence to suggest that this storage agreement would cause material physical injury and hereby provides this notice to advise interested persons that this storage agreement will come before the Watermaster Board on May 25, 2017. The attached staff report will be included in the meeting package at the time the storage agreement begins the Watermaster process (comes before Watermaster).



CHINO BASIN WATERMASTER

9641 San Bernardino Road, Rancho Cucamonga, Ca 91730
Tel: (909) 484.3888 Fax: (909) 484-3890 www.cbwm.org

PETER KAVOUNAS, P.E.
General Manager

DATE: May 18, 2017
TO: Watermaster Interested Parties
SUBJECT: Summary and Analysis of Proposed Local Storage Agreements

Summary –

There does not appear to be a potential material physical injury to a party or to the basin from the proposed agreements as presented.

Issue –

- Consideration of Local Storage Agreements –Storage of Excess Carryover Water by members of the Overlying (Non-Agricultural) Pool in amounts as shown in the Assessment Package Approved November 17, 2016.

Recommendation –

1. Continue monitoring as planned in the Optimum Basin Management Program.
2. Use all new or revised information when analyzing the hydrologic balance and report to Watermaster if a potential for material physical injury is discovered, and
3. Approve the agreements as presented.

Fiscal Impact – None.

BACKGROUND

The Court approved the Peace Agreement, the Implementation Plan and the goals and objectives identified in the OBMP Phase I Report on July 13, 2000, and ordered Watermaster to proceed in a manner consistent with the Peace Agreement. Under the Peace Agreement, Watermaster approval is required for applications to store, recapture, recharge or transfer water, as well as for applications for credits or reimbursements and storage and recovery programs.

Where there is no material physical injury, Watermaster must approve the transaction. Where the request for Watermaster approval is submitted by a party to the Judgment, there is a rebuttable presumption that most of the transactions do not result in Material Physical Injury to a party to the Judgment or the Basin (Storage and Recovery Programs do not have this presumption).

The following application for a Local Storage Agreement is attached with the notice of consideration.

- Consideration of Local Storage Agreements –Storage of Excess Carryover Water by members of the Overlying (Non-Agricultural) Pool in amounts as shown in the Assessment Package Approved November 17, 2016.

Notice of the consideration identified above was mailed on February 3, 2017.

DISCUSSION

Watermaster has consistently tracked water in storage accounts and reported account balances in the annual assessment packages. Accounting for stored water is accurate and complete. However, the Judgment and Peace Agreement require more. There need to be actual agreements with Watermaster for storage and recovery of stored water. (Peace Agreement §5.2; Restated Judgment, Exhibit G, Non-Agricultural Pool Pooling Plan ¶7; Restated Judgment Exhibit H, Appropriative Pool Plan ¶12.) The following accounts need to have agreements executed to bring Watermaster in compliance with the storage management requirements: Appropriative Pool parties' Excess Carry-Over, Recycled Water, and some Supplemental (Post-2000) Water accounts; and Non-Agricultural Pool Excess Carry-Over and Supplemental Water accounts.

To establish valid agreements for storage accounts, refresh expired agreements, and fully recognize the investments made in the stored water supplies, Watermaster has prepared proposed standard agreements for each account that requires a valid agreement for the parties' review.

The agreements as noticed on February 3, 2017 included all four local storage agreements on one "universal" application for Overlying (Non-Agricultural) Pool Excess Carryover, Overlying (Non-Agricultural) Pool Supplemental Water, Appropriative Pool Excess Carryover, and Appropriative Pool Supplemental Water. On May 3, 2017, the Overlying (Agricultural) Pool submitted a contest to the Appropriative Pool Excess Carryover application and it has consequently been removed until after the contest and hearing have concluded. The three storage agreement applications that were not the subject of the contest are being brought forward for Advisory Committee consideration as individual items.

The agreements would cover the amount of water that each account holder has in each account, shown in the latest approved annual Assessment Package. Agreements would be valid for the duration of the Peace Agreement, and quantities in storage would be automatically updated when new Assessment Packages are approved in the future, as long as the cumulative amount in storage is less than the Safe Storage Capacity, and without Material Physical Injury.

The 500,000 ac-ft Safe Storage Capacity threshold analyzed in the OBMP Implementation Plan PEIR has been re-examined. An addendum to the OBMP Implementation Plan Environmental Impact Report was adopted by the IEUA Board of Directors on March 15, 2017, evaluating and finding no environmental effects associated with Safe Storage Capacity of up to 600,000 ac-ft, through June 30, 2021.

Per the Peace Agreements, standard losses will be applied to all water placed into this Local Supplemental Storage Account in a similar manner to all other water in storage.

APPLICATION FOR LOCAL STORAGE AGREEMENT

APPLICANT

Watermaster Non-Agricultural and Appropriative Pool Parties With Stored Water Accounts - see attached table

Name of Party

Various

Street Address

Various CA Various

City State Zip Code

Telephone: Various

February 1, 2017

Date Requested

Date Approved

Amount shown in latest approved Assessment Pkg. Acre-feet

Amount Requested

Acre-feet

Amount Approved

Facsimile: Various

TYPE OF WATER TO BE PLACED IN STORAGE

- [X] Excess Carry Over [] Local Supplemental or Imported [X] Both

PURPOSE OF STORAGE - Check all that may apply

- [X] Stabilize or reduce future water costs/assessments. [X] Facilitate utilization of other available sources of supply. [X] Facilitate replenishment under certain well sites. [X] Preserve pumping right for a changed future potential use. [X] Other, explain Any other purpose not listed above and as approved by Watermaster.

METHOD AND LOCATION OF PLACEMENT IN STORAGE - Check and attach all that may apply

- [] Recharge (Form 2) [N/A] This water has already been accounted for in the annual Assessment Package. [] Transfer of Right to Water in Storage (Form 3) [] Transfer from another party to the Judgment (Form 5)

METHOD AND LOCATION OF RECAPTURE FROM STORAGE - Check and attach all that may apply

- [] Pump from my wells (Form 4) [] Transfer to another party to the Judgment (Form 3) The Method and Location of Recapture from Storage varies by party and is subject to the provisions of the storage agreement.

WATER QUALITY AND WATER LEVELS

What is the existing water quality and what are the existing water levels in the areas that are likely to be affected?

The latest existing water quality and water levels throughout the basin are shown in the latest State of the Basin Report.

MATERIAL PHYSICAL INJURY

Is the Applicant aware of any potential Material Physical Injury to a party to the Judgment or the Basin that may be caused by the action covered by the application? Yes [] No [X]

If yes, what are the proposed mitigation measures, if any, that might reasonably be imposed to ensure that the action does not result in Material Physical Injury to a party to the Judgment or the Basin?

ADDITIONAL INFORMATION ATTACHED

Yes [] No []

Various Parties _____

Applicant

TO BE COMPLETED BY WATERMASTER:

DATE OF APPROVAL FROM NON-AGRICULTURAL POOL: _____

DATE OF APPROVAL FROM AGRICULTURAL POOL: _____

DATE OF APPROVAL FROM APPROPRIATIVE POOL: _____

HEARING DATE, IF ANY: _____

DATE OF ADVISORY COMMITTEE APPROVAL: _____

DATE OF BOARD APPROVAL: _____ Agreement # _____

STORAGE ACCOUNT BALANCES BY PARTY (APPROVED 2016/17 ASSESSMENT PACKAGE)

PARTY NAME	PARTY ADDRESS	CONTACT PERSON	EXCESS CARRYOVER	SUPPLEMENTAL-RECYCLED WATER	NEW (POST 7/01/200) ACCOUNT
POOL 3					
Arrowhead Mountain Spring Water	405 N. Indian Hill Blvd., Claremont, CA 91711-4614	Kevin Sage	0.000	0.000	0.000
Chino Hills, City of	3210 E. Guasti Road, Suite 100, Ontario, CA 91761	Ron Craig	8,324.717	6,297.869	0.000
Chino, City of	5050 Schaefer Ave., Chino, CA 91710-5549	Dave Crosley	74,352.355	7,332.550	1,932.027
Cucamonga Valley Water District	10440 Ashford St., Rancho Cucamonga, CA 91729	Martin Zvirbulis	44,855.775	16,543.393	639.694
Fontana Union Water Company	PO Box 987, Fontana, CA 92334	Cris Fealy	0.000	0.000	0.000
Fontana Water Company	PO Box 987, Fontana, CA 92334	Josh Swift	2,946.211	0.000	310.937
Fontana, City of	16489 Orange Way, Fontana, CA 92335	Chuck Hays	0.000	0.000	0.000
Golden State Water Company	401 S. San Dimas Canyon Road, San Dimas, CA 91733	Ben Lewis	1,177.867	0.000	57.361
Jurupa Community Services District	11201 Harrel St., Mira Loma, CA 91752	Todd Corbin	19,305.277	4,364.709	98.000
Marygold Mutual Water Company	9725 Alder Ave., Bloomington, CA 92316	Justin Brokaw	615.741	0.000	95.885
Monte Vista Irrigation Company	PO Box 71, Montclair, CA 91763	Van Jew	6,958.144	0.000	324.064
Monte Vista Water District	PO Box 71, Montclair, CA 91763	Justin Scott-Coe	8,474.427	3,081.672	2,126.929
Niagara Bottling, LLC.	2560 E. Philadelphia St., Ontario, CA 91761	Geoffrey Kamansky	0.000	0.000	2,067.554
Nicholson Trust	PO Box 987, Fontana, CA 92334	Josh Swift	1.094	0.000	0.000
Norco, City of	2870 Clark Ave., Norco, CA 92860	Chad Blais	3,584.642	0.000	96.645
Ontario, City of	1425 S. Bon View Ave., Ontario, CA 91761	Scott Burton	38,948.088	28,569.789	4,820.509
Pomona, City of	148 N.Huntington St., Pomona, CA 91768	Darron Poulsen	34,375.937	0.000	1,564.226
San Antonio Water Company	139 N. Euclid Ave., Upland, CA 91786	Teri Layton	1,378.550	0.000	1,181.718
San Bernardino, County of (Shooting Park)	385 North Arrowhead Ave., 5th Floor, San Bernardino, CA 92415	Bob Page	0.000	0.000	0.000
Santa Ana River Water Company	10530 54th Street, Jurupa Valley, CA 91752	Arnold Rodriguez	3,432.699	0.000	482.424
Upland, City of	PO Box 460, Upland, CA 91785-0460	Rosemary Hoerning	18,937.868	6,983.833	0.000
West End Consolidated Water Co.	PO Box 460, Upland, CA 91785-0460	Rosemary Hoerning	4,882.090	0.000	453.796
West Valley Water District	PO Box 920, Rialto, CA 92377	Thomas Crowley	7,205.671	0.000	308.572
POOL 2					
Ameron International Corp.	10681 Foothill Blvd., Suite 450, Rancho Cucamonga, CA 91730	Jeffrey Bruny	508.080	0.000	0.000
Auto Club Speedway	9300 Cherry Ave., Fontana, CA 92335	Brian Geye	668.720	0.000	0.000
California Steel Industries	PO Box 5080, Fontana, CA 92335	Ramsey Haddad	1,600.326	0.000	0.000
Calmat Co.	405 N. Indian Hill Blvd., Claremont, CA 91711-4614	Bob Bowcock	5.012	0.000	0.000
General Electric Co.	3135 Easton Turnpike, E1G, Fairfield, CT 06828	Randall McAlister	0.000	0.000	0.000
Hamner Park Associates (Swan Lake MHP)	1801 E. Edinger Ave., Suite 230, Santa Ana, CA 92705	David Starnes	1,322.712	0.000	0.000
Monte Vista Water District (Non-Ag)	PO Box 71, Montclair, CA 91763	Mark Kinsey	0.000	0.000	0.000
NRG California South LP	8996 Etiwanda Ave., Rancho Cucamonga, CA 91739	Marco Tule	1,792.912	0.000	0.000
Ontario, City of (Non-Ag)	1425 S. Bon View, Ontario, CA 91761-4406	Tom O'Neill	3,971.041	0.000	0.000
Praxair, Inc.	5735 East Airport Drive, Ontario, CA 91761	Roger Han	60.027	0.000	0.000
Riboli Family / San Antonio Winery	737 Lamar St., Los Angeles, CA 90031-9990	Steve Riboli	0.000	0.000	0.000
San Bernardino, County of (Airports)	385 North Arrowhead Ave., 5th Floor, San Bernardino, CA 92415	Bob Page	20.415	0.000	0.000
Southern California Edison	2131 Walnut Grove Ave., 2nd Floor, Rosemead, CA 91770	Erika Clement	0.000	0.000	0.000
Southern Service Co. (Angelica)	1575 N. Case St., Orange, CA 92867-3635	Dennis Dooley	0.000	0.000	0.000
Space Center Mira Loma, Inc.	3401 Etiwanda Ave., Jurupa Valley, CA 91752	Tom Cruikshank	0.000	0.000	0.000
TAMCO	12459-B Arrow Route, Rancho Cucamonga, CA 91739	Jesse White	0.000	0.000	0.000

THIS PAGE
HAS
INTENTIONALLY
BEEN LEFT
BLANK
FOR PAGINATION

CHINO BASIN WATERMASTER

I. CONSENT CALENDAR

F. APPLICATION FOR LOCAL STORAGE AGREEMENT

Consideration of Storage of Supplemental Water by Members of the
Overlying (Non-Agricultural) Pool

CHINO BASIN WATERMASTER

NOTICE

OF

APPLICATION(S)

RECEIVED FOR

LOCAL STORAGE AGREEMENT

Date of Notice:

February 3, 2017

This notice is to advise interested persons that the attached application(s) will come before the Watermaster Board on May 25, 2017

THIS PAGE
HAS
INTENTIONALLY
BEEN LEFT
BLANK
FOR PAGINATION

NOTICE OF APPLICATION(S) RECEIVED

Date of Application: **February 1, 2017** Date of this notice: **February 3, 2017**

Please take notice that the following Application(s) have been received by Watermaster:

- Consideration of Local Storage Agreements – Storage of Supplemental Water by members of the Overlying (Non-Agricultural) Pool in amounts as shown in the Assessment Package Approved November 17, 2016

This *Application* will first be considered by each of the respective pool committees on the following dates:

Appropriative Pool:	February 9, 2017
Non-Agricultural Pool:	February 9, 2017
Agricultural Pool:	February 9, 2017

This *Application* will be scheduled for consideration by the Advisory Committee *no earlier than thirty days from the date of this notice and a minimum of twenty-one calendar days* after the last pool committee reviews it.

After consideration by the Advisory Committee, the *Application* will be considered by the Board.

Unless the *Application* is amended, parties to the Judgment may file *Contests* to the *Application* with Watermaster *within seven calendar days* of when the last pool committee considers it. Any *Contest* must be in writing and state the basis of the *Contest*.

Watermaster address:

Chino Basin Watermaster
9641 San Bernardino Road
Rancho Cucamonga, CA 9173

Tel: (909) 484-3888
Fax: (909) 484-3890

CHINO BASIN WATERMASTER

NOTICE OF APPLICATION FOR A LOCAL STORAGE AGREEMENT

Notification Dated: February 3, 2017

A party to the Judgment has submitted a proposed Application for a Local Storage Agreement for Watermaster approval. Unless contrary evidence is presented to Watermaster that overcomes the rebuttable presumption provided in Section 5.2(b)(v) of the Peace Agreement, Watermaster must find that there is “no material physical injury” and approve the storage agreement. Watermaster staff is not aware of any evidence to suggest that this storage agreement would cause material physical injury and hereby provides this notice to advise interested persons that this storage agreement will come before the Watermaster Board on May 25, 2017. The attached staff report will be included in the meeting package at the time the storage agreement begins the Watermaster process (comes before Watermaster).



CHINO BASIN WATERMASTER

9641 San Bernardino Road, Rancho Cucamonga, Ca 91730
Tel: (909) 484.3888 Fax: (909) 484-3890 www.cbwm.org

PETER KAVOUNAS, P.E.
General Manager

DATE: May 18, 2017
TO: Watermaster Interested Parties
SUBJECT: Summary and Analysis of Proposed Local Storage Agreements

Summary –

There does not appear to be a potential material physical injury to a party or to the basin from the proposed agreements as presented.

Issue –

- Consideration of Local Storage Agreements – Storage of Supplemental Water by members of the Overlying (Non-Agricultural) Pool in amounts as shown in the Assessment Package Approved November 17, 2016

Recommendation –

1. Continue monitoring as planned in the Optimum Basin Management Program.
2. Use all new or revised information when analyzing the hydrologic balance and report to Watermaster if a potential for material physical injury is discovered, and
3. Approve the agreements as presented.

Fiscal Impact – None.

BACKGROUND

The Court approved the Peace Agreement, the Implementation Plan and the goals and objectives identified in the OBMP Phase I Report on July 13, 2000, and ordered Watermaster to proceed in a manner consistent with the Peace Agreement. Under the Peace Agreement, Watermaster approval is required for applications to store, recapture, recharge or transfer water, as well as for applications for credits or reimbursements and storage and recovery programs.

Where there is no material physical injury, Watermaster must approve the transaction. Where the request for Watermaster approval is submitted by a party to the Judgment, there is a rebuttable presumption that most of the transactions do not result in Material Physical Injury to a party to the Judgment or the Basin (Storage and Recovery Programs do not have this presumption).

The following application for a Local Storage Agreement is attached with the notice of consideration.

- Consideration of Local Storage Agreements – Storage of Supplemental Water by members of the Overlying (Non-Agricultural) Pool in amounts as shown in the Assessment Package Approved November 17, 2016

Notice of the consideration identified above was mailed on February 3, 2017.

DISCUSSION

Watermaster has consistently tracked water in storage accounts and reported account balances in the annual assessment packages. Accounting for stored water is accurate and complete. However, the Judgment and Peace Agreement require more. There need to be actual agreements with Watermaster for storage and recovery of stored water. (Peace Agreement §5.2; Restated Judgment, Exhibit G, Non-Agricultural Pool Pooling Plan ¶7; Restated Judgment Exhibit H, Appropriative Pool Plan ¶12.) The following accounts need to have agreements executed to bring Watermaster in compliance with the storage management requirements: Appropriative Pool parties' Excess Carry-Over, Recycled Water, and some Supplemental (Post-2000) Water accounts; and Non-Agricultural Pool Excess Carry-Over and Supplemental Water accounts.

To establish valid agreements for storage accounts, refresh expired agreements, and fully recognize the investments made in the stored water supplies, Watermaster has prepared proposed standard agreements for each account that requires a valid agreement for the parties' review.

The agreements as noticed on February 3, 2017 included all four local storage agreements on one "universal" application for Overlying (Non-Agricultural) Pool Excess Carryover, Overlying (Non-Agricultural) Pool Supplemental Water, Appropriative Pool Excess Carryover, and Appropriative Pool Supplemental Water. On May 3, 2017, the Overlying (Agricultural) Pool submitted a contest to the Appropriative Pool Excess Carryover application and it has consequently been removed until after the contest and hearing have concluded. The three storage agreement applications that were not the subject of the contest are being brought forward for Advisory Committee consideration as individual items.

The agreements would cover the amount of water that each account holder has in each account, shown in the latest approved annual Assessment Package. Agreements would be valid for the duration of the Peace Agreement, and quantities in storage would be automatically updated when new Assessment Packages are approved in the future, as long as the cumulative amount in storage is less than the Safe Storage Capacity, and without Material Physical Injury.

The 500,000 ac-ft Safe Storage Capacity threshold analyzed in the OBMP Implementation Plan PEIR has been re-examined. An addendum to the OBMP Implementation Plan Environmental Impact Report was adopted by the IEUA Board of Directors on March 15, 2017, evaluating and finding no environmental effects associated with Safe Storage Capacity of up to 600,000 ac-ft, through June 30, 2021.

Per the Peace Agreements, standard losses will be applied to all water placed into this Local Supplemental Storage Account in a similar manner to all other water in storage.

APPLICATION FOR LOCAL STORAGE AGREEMENT

APPLICANT

Watermaster Non-Agricultural and Appropriative Pool Parties With Stored Water Accounts - see attached table

Name of Party: Various Date Requested: February 1, 2017 Date Approved: _____

Street Address: Various Amount Requested: _____ Acre-feet Amount Approved: _____ Acre-feet

City: Various State: CA Zip Code: Various

Telephone: Various Facsimile: Various

TYPE OF WATER TO BE PLACED IN STORAGE

[] Excess Carry Over [x] Local Supplemental or Imported [x] Both

PURPOSE OF STORAGE - Check all that may apply

- [x] Stabilize or reduce future water costs/assessments.
[x] Facilitate utilization of other available sources of supply.
[x] Facilitate replenishment under certain well sites.
[x] Preserve pumping right for a changed future potential use.
[x] Other, explain Any other purpose not listed above and as approved by Watermaster.

METHOD AND LOCATION OF PLACEMENT IN STORAGE - Check and attach all that may apply

- [] Recharge (Form 2)
[x] Transfer of Right to Water in Storage (Form 3)
[x] Transfer from another party to the Judgment (Form 5)

METHOD AND LOCATION OF RECAPTURE FROM STORAGE - Check and attach all that may apply

- [] Pump from my wells (Form 4)
[x] Transfer to another party to the Judgment (Form 3)

WATER QUALITY AND WATER LEVELS

What is the existing water quality and what are the existing water levels in the areas that are likely to be affected?

The latest existing water quality and water levels throughout the basin are shown in the latest State of the Basin Report.

MATERIAL PHYSICAL INJURY

Is the Applicant aware of any potential Material Physical Injury to a party to the Judgment or the Basin that may be caused by the action covered by the application? Yes [] No [x]

If yes, what are the proposed mitigation measures, if any, that might reasonably be imposed to ensure that the action does not result in Material Physical Injury to a party to the Judgment or the Basin?

ADDITIONAL INFORMATION ATTACHED

Yes [] No []

Various Parties _____
Applicant _____

TO BE COMPLETED BY WATERMASTER:

DATE OF APPROVAL FROM NON-AGRICULTURAL POOL: _____

DATE OF APPROVAL FROM AGRICULTURAL POOL: _____

DATE OF APPROVAL FROM APPROPRIATIVE POOL: _____

HEARING DATE, IF ANY: _____

DATE OF ADVISORY COMMITTEE APPROVAL: _____

DATE OF BOARD APPROVAL: _____ Agreement # _____

STORAGE ACCOUNT BALANCES BY PARTY (APPROVED 2016/17 ASSESSMENT PACKAGE)

PARTY NAME	PARTY ADDRESS	CONTACT PERSON	EXCESS CARRYOVER	SUPPLEMENTAL-RECYCLED WATER	NEW (POST 7/01/200) ACCOUNT
POOL 3					
Arrowhead Mountain Spring Water	405 N. Indian Hill Blvd., Claremont, CA 91711-4614	Kevin Sage	0.000	0.000	0.000
Chino Hills, City of	3210 E. Guasti Road, Suite 100, Ontario, CA 91761	Ron Craig	8,324.717	6,297.869	0.000
Chino, City of	5050 Schaefer Ave., Chino, CA 91710-5549	Dave Crosley	74,352.355	7,332.550	1,932.027
Cucamonga Valley Water District	10440 Ashford St., Rancho Cucamonga, CA 91729	Martin Zvirbulis	44,855.775	16,543.393	639.694
Fontana Union Water Company	PO Box 987, Fontana, CA 92334	Cris Fealy	0.000	0.000	0.000
Fontana Water Company	PO Box 987, Fontana, CA 92334	Josh Swift	2,946.211	0.000	310.937
Fontana, City of	16489 Orange Way, Fontana, CA 92335	Chuck Hays	0.000	0.000	0.000
Golden State Water Company	401 S. San Dimas Canyon Road, San Dimas, CA 91733	Ben Lewis	1,177.867	0.000	57.361
Jurupa Community Services District	11201 Harrel St., Mira Loma, CA 91752	Todd Corbin	19,305.277	4,364.709	98.000
Marygold Mutual Water Company	9725 Alder Ave., Bloomington, CA 92316	Justin Brokaw	615.741	0.000	95.885
Monte Vista Irrigation Company	PO Box 71, Montclair, CA 91763	Van Jew	6,958.144	0.000	324.064
Monte Vista Water District	PO Box 71, Montclair, CA 91763	Justin Scott-Coe	8,474.427	3,081.672	2,126.929
Niagara Bottling, LLC.	2560 E. Philadelphia St., Ontario, CA 91761	Geoffrey Kamansky	0.000	0.000	2,067.554
Nicholson Trust	PO Box 987, Fontana, CA 92334	Josh Swift	1.094	0.000	0.000
Norco, City of	2870 Clark Ave., Norco, CA 92860	Chad Blais	3,584.642	0.000	96.645
Ontario, City of	1425 S. Bon View Ave., Ontario, CA 91761	Scott Burton	38,948.088	28,569.789	4,820.509
Pomona, City of	148 N.Huntington St., Pomona, CA 91768	Darron Poulsen	34,375.937	0.000	1,564.226
San Antonio Water Company	139 N. Euclid Ave., Upland, CA 91786	Teri Layton	1,378.550	0.000	1,181.718
San Bernardino, County of (Shooting Park)	385 North Arrowhead Ave., 5th Floor, San Bernardino, CA 92415	Bob Page	0.000	0.000	0.000
Santa Ana River Water Company	10530 54th Street, Jurupa Valley, CA 91752	Arnold Rodriguez	3,432.699	0.000	482.424
Upland, City of	PO Box 460, Upland, CA 91785-0460	Rosemary Hoerning	18,937.868	6,983.833	0.000
West End Consolidated Water Co.	PO Box 460, Upland, CA 91785-0460	Rosemary Hoerning	4,882.090	0.000	453.796
West Valley Water District	PO Box 920, Rialto, CA 92377	Thomas Crowley	7,205.671	0.000	308.572
POOL 2					
Ameron International Corp.	10681 Foothill Blvd., Suite 450, Rancho Cucamonga, CA 91730	Jeffrey Bruny	508.080	0.000	0.000
Auto Club Speedway	9300 Cherry Ave., Fontana, CA 92335	Brian Geye	668.720	0.000	0.000
California Steel Industries	PO Box 5080, Fontana, CA 92335	Ramsey Haddad	1,600.326	0.000	0.000
Calmat Co.	405 N. Indian Hill Blvd., Claremont, CA 91711-4614	Bob Bowcock	5.012	0.000	0.000
General Electric Co.	3135 Easton Turnpike, E1G, Fairfield, CT 06828	Randall McAlister	0.000	0.000	0.000
Hamner Park Associates (Swan Lake MHP)	1801 E. Edinger Ave., Suite 230, Santa Ana, CA 92705	David Starnes	1,322.712	0.000	0.000
Monte Vista Water District (Non-Ag)	PO Box 71, Montclair, CA 91763	Mark Kinsey	0.000	0.000	0.000
NRG California South LP	8996 Etiwanda Ave., Rancho Cucamonga, CA 91739	Marco Tule	1,792.912	0.000	0.000
Ontario, City of (Non-Ag)	1425 S. Bon View, Ontario, CA 91761-4406	Tom O'Neill	3,971.041	0.000	0.000
Praxair, Inc.	5735 East Airport Drive, Ontario, CA 91761	Roger Han	60.027	0.000	0.000
Riboli Family / San Antonio Winery	737 Lamar St., Los Angeles, CA 90031-9990	Steve Riboli	0.000	0.000	0.000
San Bernardino, County of (Airports)	385 North Arrowhead Ave., 5th Floor, San Bernardino, CA 92415	Bob Page	20.415	0.000	0.000
Southern California Edison	2131 Walnut Grove Ave., 2nd Floor, Rosemead, CA 91770	Erika Clement	0.000	0.000	0.000
Southern Service Co. (Angelica)	1575 N. Case St., Orange, CA 92867-3635	Dennis Dooley	0.000	0.000	0.000
Space Center Mira Loma, Inc.	3401 Etiwanda Ave., Jurupa Valley, CA 91752	Tom Cruikshank	0.000	0.000	0.000
TAMCO	12459-B Arrow Route, Rancho Cucamonga, CA 91739	Jesse White	0.000	0.000	0.000

THIS PAGE
HAS
INTENTIONALLY
BEEN LEFT
BLANK
FOR PAGINATION

CHINO BASIN WATERMASTER

I. CONSENT CALENDAR

G. APPLICATION FOR LOCAL STORAGE AGREEMENT

Consideration of Storage of Supplemental Water by Members
of the Appropriative Pool

CHINO BASIN WATERMASTER

NOTICE

OF

APPLICATION(S)

RECEIVED FOR

LOCAL STORAGE AGREEMENT

Date of Notice:

February 3, 2017

This notice is to advise interested persons that the attached application(s) will come before the Watermaster Board on May 25, 2017

THIS PAGE
HAS
INTENTIONALLY
BEEN LEFT
BLANK
FOR PAGINATION

NOTICE OF APPLICATION(S) RECEIVED

Date of Application: **February 1, 2017** Date of this notice: **February 3, 2017**

Please take notice that the following Application(s) have been received by Watermaster:

- Consideration of Local Storage Agreements – Storage of Supplemental Water by members of the Appropriative Pool in amounts as shown in the Assessment Package Approved November 17, 2016.

This *Application* will first be considered by each of the respective pool committees on the following dates:

Appropriative Pool:	February 9, 2017
Non-Agricultural Pool:	February 9, 2017
Agricultural Pool:	February 9, 2017

This *Application* will be scheduled for consideration by the Advisory Committee *no earlier than thirty days from the date of this notice and a minimum of twenty-one calendar days* after the last pool committee reviews it.

After consideration by the Advisory Committee, the *Application* will be considered by the Board.

Unless the *Application* is amended, parties to the Judgment may file *Contests* to the *Application* with Watermaster *within seven calendar days* of when the last pool committee considers it. Any *Contest* must be in writing and state the basis of the *Contest*.

Watermaster address:

Chino Basin Watermaster
9641 San Bernardino Road
Rancho Cucamonga, CA 9173

Tel: (909) 484-3888
Fax: (909) 484-3890

CHINO BASIN WATERMASTER

NOTICE OF APPLICATION FOR A LOCAL STORAGE AGREEMENT

Notification Dated: February 3, 2017

A party to the Judgment has submitted a proposed Application for a Local Storage Agreement for Watermaster approval. Unless contrary evidence is presented to Watermaster that overcomes the rebuttable presumption provided in Section 5.2(b)(v) of the Peace Agreement, Watermaster must find that there is “no material physical injury” and approve the storage agreement. Watermaster staff is not aware of any evidence to suggest that this storage agreement would cause material physical injury and hereby provides this notice to advise interested persons that this storage agreement will come before the Watermaster Board on May 25, 2017. The attached staff report will be included in the meeting package at the time the storage agreement begins the Watermaster process (comes before Watermaster).



CHINO BASIN WATERMASTER

9641 San Bernardino Road, Rancho Cucamonga, Ca 91730
Tel: (909) 484.3888 Fax: (909) 484-3890 www.cbwm.org

PETER KAVOUNAS, P.E.
General Manager

DATE: May 18, 2017

TO: Watermaster Interested Parties

SUBJECT: Summary and Analysis of Proposed Local Storage Agreements

Summary –

There does not appear to be a potential material physical injury to a party or to the basin from the proposed agreements as presented.

Issue –

- Consideration of Local Storage Agreements – Storage of Supplemental Water by members of the Appropriative Pool in amounts as shown in the Assessment Package Approved November 17, 2016.

Recommendation –

1. Continue monitoring as planned in the Optimum Basin Management Program.
2. Use all new or revised information when analyzing the hydrologic balance and report to Watermaster if a potential for material physical injury is discovered, and
3. Approve the agreements as presented.

Fiscal Impact – None.

BACKGROUND

The Court approved the Peace Agreement, the Implementation Plan and the goals and objectives identified in the OBMP Phase I Report on July 13, 2000, and ordered Watermaster to proceed in a manner consistent with the Peace Agreement. Under the Peace Agreement, Watermaster approval is required for applications to store, recapture, recharge or transfer water, as well as for applications for credits or reimbursements and storage and recovery programs.

Where there is no material physical injury, Watermaster must approve the transaction. Where the request for Watermaster approval is submitted by a party to the Judgment, there is a rebuttable presumption that most of the transactions do not result in Material Physical Injury to a party to the Judgment or the Basin (Storage and Recovery Programs do not have this presumption).

The following application for a Local Storage Agreement is attached with the notice of consideration.

- Consideration of Local Storage Agreements – Storage of Supplemental Water by members of the Appropriative Pool in amounts as shown in the Assessment Package Approved November 17, 2016.

Notice of the consideration identified above was mailed on February 3, 2017.

DISCUSSION

Watermaster has consistently tracked water in storage accounts and reported account balances in the annual assessment packages. Accounting for stored water is accurate and complete. However, the Judgment and Peace Agreement require more. There need to be actual agreements with Watermaster for storage and recovery of stored water. (Peace Agreement §5.2; Restated Judgment, Exhibit G, Non-Agricultural Pool Pooling Plan ¶7; Restated Judgment Exhibit H, Appropriative Pool Plan ¶12.) The following accounts need to have agreements executed to bring Watermaster in compliance with the storage management requirements: Appropriative Pool parties' Excess Carry-Over, Recycled Water, and some Supplemental (Post-2000) Water accounts; and Non-Agricultural Pool Excess Carry-Over and Supplemental Water accounts.

To establish valid agreements for storage accounts, refresh expired agreements, and fully recognize the investments made in the stored water supplies, Watermaster has prepared proposed standard agreements for each account that requires a valid agreement for the parties' review.

The agreements as noticed on February 3, 2017 included all four local storage agreements on one "universal" application for Overlying (Non-Agricultural) Pool Excess Carryover, Overlying (Non-Agricultural) Pool Supplemental Water, Appropriative Pool Excess Carryover, and Appropriative Pool Supplemental Water. On May 3, 2017, the Overlying (Agricultural) Pool submitted a contest to the Appropriative Pool Excess Carryover application and it has consequently been removed until after the contest and hearing have concluded. The three storage agreement applications that were not the subject of the contest are being brought forward for Advisory Committee consideration as individual items.

The agreements would cover the amount of water that each account holder has in each account, shown in the latest approved annual Assessment Package. Agreements would be valid for the duration of the Peace Agreement, and quantities in storage would be automatically updated when new Assessment Packages are approved in the future, as long as the cumulative amount in storage is less than the Safe Storage Capacity, and without Material Physical Injury.

The 500,000 ac-ft Safe Storage Capacity threshold analyzed in the OBMP Implementation Plan PEIR has been re-examined. An addendum to the OBMP Implementation Plan Environmental Impact Report was adopted by the IEUA Board of Directors on March 15, 2017, evaluating and finding no environmental effects associated with Safe Storage Capacity of up to 600,000 ac-ft, through June 30, 2021.

Per the Peace Agreements, standard losses will be applied to all water placed into this Local Supplemental Storage Account in a similar manner to all other water in storage.

APPLICATION FOR LOCAL STORAGE AGREEMENT

APPLICANT

Watermaster Non-Agricultural and Appropriative Pool Parties With Stored Water Accounts - see attached table

Name of Party

February 1, 2017 Date Requested

Date Approved

Various Street Address

Amount shown in latest approved Assessment Pkg. Acre-feet Amount Requested

Acre-feet Amount Approved

Various CA Various City State Zip Code

Telephone: Various

Facsimile: Various

TYPE OF WATER TO BE PLACED IN STORAGE

- Excess Carry Over Local Supplemental or Imported Both

PURPOSE OF STORAGE - Check all that may apply

- Stabilize or reduce future water costs/assessments. Facilitate utilization of other available sources of supply. Facilitate replenishment under certain well sites. Preserve pumping right for a changed future potential use. Other, explain Any other purpose not listed above and as approved by Watermaster.

METHOD AND LOCATION OF PLACEMENT IN STORAGE - Check and attach all that may apply

- Recharge (Form 2) Transfer of Right to Water in Storage (Form 3) Transfer from another party to the Judgment (Form 5) [N/A] This water has already been accounted for in the annual Assessment Package.

METHOD AND LOCATION OF RECAPTURE FROM STORAGE - Check and attach all that may apply

- Pump from my wells (Form 4) Transfer to another party to the Judgment (Form 3) The Method and Location of Recapture from Storage varies by party and is subject to the provisions of the storage agreement.

WATER QUALITY AND WATER LEVELS

What is the existing water quality and what are the existing water levels in the areas that are likely to be affected?

The latest existing water quality and water levels throughout the basin are shown in the latest State of the Basin Report.

MATERIAL PHYSICAL INJURY

Is the Applicant aware of any potential Material Physical Injury to a party to the Judgment or the Basin that may be caused by the action covered by the application? Yes No

If yes, what are the proposed mitigation measures, if any, that might reasonably be imposed to ensure that the action does not result in Material Physical Injury to a party to the Judgment or the Basin?

ADDITIONAL INFORMATION ATTACHED

Yes [] No []

Various Parties _____

Applicant

TO BE COMPLETED BY WATERMASTER:

DATE OF APPROVAL FROM NON-AGRICULTURAL POOL: _____

DATE OF APPROVAL FROM AGRICULTURAL POOL: _____

DATE OF APPROVAL FROM APPROPRIATIVE POOL: _____

HEARING DATE, IF ANY: _____

DATE OF ADVISORY COMMITTEE APPROVAL: _____

DATE OF BOARD APPROVAL: _____ Agreement # _____

STORAGE ACCOUNT BALANCES BY PARTY (APPROVED 2016/17 ASSESSMENT PACKAGE)

PARTY NAME	PARTY ADDRESS	CONTACT PERSON	EXCESS CARRYOVER	SUPPLEMENTAL-RECYCLED WATER	NEW (POST 7/01/200) ACCOUNT
POOL 3					
Arrowhead Mountain Spring Water	405 N. Indian Hill Blvd., Claremont, CA 91711-4614	Kevin Sage	0.000	0.000	0.000
Chino Hills, City of	3210 E. Guasti Road, Suite 100, Ontario, CA 91761	Ron Craig	8,324.717	6,297.869	0.000
Chino, City of	5050 Schaefer Ave., Chino, CA 91710-5549	Dave Crosley	74,352.355	7,332.550	1,932.027
Cucamonga Valley Water District	10440 Ashford St., Rancho Cucamonga, CA 91729	Martin Zvirbulis	44,855.775	16,543.393	639.694
Fontana Union Water Company	PO Box 987, Fontana, CA 92334	Cris Fealy	0.000	0.000	0.000
Fontana Water Company	PO Box 987, Fontana, CA 92334	Josh Swift	2,946.211	0.000	310.937
Fontana, City of	16489 Orange Way, Fontana, CA 92335	Chuck Hays	0.000	0.000	0.000
Golden State Water Company	401 S. San Dimas Canyon Road, San Dimas, CA 91733	Ben Lewis	1,177.867	0.000	57.361
Jurupa Community Services District	11201 Harrel St., Mira Loma, CA 91752	Todd Corbin	19,305.277	4,364.709	98.000
Marygold Mutual Water Company	9725 Alder Ave., Bloomington, CA 92316	Justin Brokaw	615.741	0.000	95.885
Monte Vista Irrigation Company	PO Box 71, Montclair, CA 91763	Van Jew	6,958.144	0.000	324.064
Monte Vista Water District	PO Box 71, Montclair, CA 91763	Justin Scott-Coe	8,474.427	3,081.672	2,126.929
Niagara Bottling, LLC.	2560 E. Philadelphia St., Ontario, CA 91761	Geoffrey Kamansky	0.000	0.000	2,067.554
Nicholson Trust	PO Box 987, Fontana, CA 92334	Josh Swift	1.094	0.000	0.000
Norco, City of	2870 Clark Ave., Norco, CA 92860	Chad Blais	3,584.642	0.000	96.645
Ontario, City of	1425 S. Bon View Ave., Ontario, CA 91761	Scott Burton	38,948.088	28,569.789	4,820.509
Pomona, City of	148 N.Huntington St., Pomona, CA 91768	Darron Poulsen	34,375.937	0.000	1,564.226
San Antonio Water Company	139 N. Euclid Ave., Upland, CA 91786	Teri Layton	1,378.550	0.000	1,181.718
San Bernardino, County of (Shooting Park)	385 North Arrowhead Ave., 5th Floor, San Bernardino, CA 92415	Bob Page	0.000	0.000	0.000
Santa Ana River Water Company	10530 54th Street, Jurupa Valley, CA 91752	Arnold Rodriguez	3,432.699	0.000	482.424
Upland, City of	PO Box 460, Upland, CA 91785-0460	Rosemary Hoerning	18,937.868	6,983.833	0.000
West End Consolidated Water Co.	PO Box 460, Upland, CA 91785-0460	Rosemary Hoerning	4,882.090	0.000	453.796
West Valley Water District	PO Box 920, Rialto, CA 92377	Thomas Crowley	7,205.671	0.000	308.572
POOL 2					
Ameron International Corp.	10681 Foothill Blvd., Suite 450, Rancho Cucamonga, CA 91730	Jeffrey Bruny	508.080	0.000	0.000
Auto Club Speedway	9300 Cherry Ave., Fontana, CA 92335	Brian Geye	668.720	0.000	0.000
California Steel Industries	PO Box 5080, Fontana, CA 92335	Ramsey Haddad	1,600.326	0.000	0.000
Calmat Co.	405 N. Indian Hill Blvd., Claremont, CA 91711-4614	Bob Bowcock	5.012	0.000	0.000
General Electric Co.	3135 Easton Turnpike, E1G, Fairfield, CT 06828	Randall McAlister	0.000	0.000	0.000
Hamner Park Associates (Swan Lake MHP)	1801 E. Edinger Ave., Suite 230, Santa Ana, CA 92705	David Starnes	1,322.712	0.000	0.000
Monte Vista Water District (Non-Ag)	PO Box 71, Montclair, CA 91763	Mark Kinsey	0.000	0.000	0.000
NRG California South LP	8996 Etiwanda Ave., Rancho Cucamonga, CA 91739	Marco Tule	1,792.912	0.000	0.000
Ontario, City of (Non-Ag)	1425 S. Bon View, Ontario, CA 91761-4406	Tom O'Neill	3,971.041	0.000	0.000
Praxair, Inc.	5735 East Airport Drive, Ontario, CA 91761	Roger Han	60.027	0.000	0.000
Riboli Family / San Antonio Winery	737 Lamar St., Los Angeles, CA 90031-9990	Steve Riboli	0.000	0.000	0.000
San Bernardino, County of (Airports)	385 North Arrowhead Ave., 5th Floor, San Bernardino, CA 92415	Bob Page	20.415	0.000	0.000
Southern California Edison	2131 Walnut Grove Ave., 2nd Floor, Rosemead, CA 91770	Erika Clement	0.000	0.000	0.000
Southern Service Co. (Angelica)	1575 N. Case St., Orange, CA 92867-3635	Dennis Dooley	0.000	0.000	0.000
Space Center Mira Loma, Inc.	3401 Etiwanda Ave., Jurupa Valley, CA 91752	Tom Cruikshank	0.000	0.000	0.000
TAMCO	12459-B Arrow Route, Rancho Cucamonga, CA 91739	Jesse White	0.000	0.000	0.000

THIS PAGE
HAS
INTENTIONALLY
BEEN LEFT
BLANK
FOR PAGINATION

CHINO BASIN WATERMASTER

I. CONSENT CALENDAR

H. APPLICATIONS FOR LOCAL SUPPLEMENTAL STORAGE AGREEMENT (City of Ontario Applications)



CHINO BASIN WATERMASTER

9641 San Bernardino Road, Rancho Cucamonga, Ca 91730
Tel: 909.484.3888 Fax: 909.484.3890 www.cbwm.org

PETER KAVOUNAS, P.E.
General Manager

STAFF REPORT

DATE: May 18, 2017
TO: Advisory Committee Members
SUBJECT: Applications for Local Supplemental Storage Agreement – City of Ontario
(Consent Calendar Item I.H.)

SUMMARY

Issue: The City of Ontario has submitted two applications to cover the entire amount (28,569.789 acre-feet) in the City's Local Supplemental (Recycled Water) account. The water has already been placed in the City's account by recycled water recharge performed by IEUA, under Recharge Application approved in June 2002.

Recommendation: Recommend to Watermaster Board to [1] approve the applications as presented and enter into a single agreement for the stored water; [2] continue monitoring as planned in the Optimum Basin Management Program Implementation Plan; and [3] use all new or revised information when analyzing the hydrologic balance and report to Watermaster if a potential for material physical injury is discovered.

Financial Impact: None

Future Consideration

Advisory Committee – May 18, 2017: Recommend Watermaster Board approval

Watermaster Board – May 25, 2017: Approval [Within WM Duties and Powers]

ACTIONS:

Appropriative Pool – April 13, 2017: Unanimously recommended Advisory Committee to recommend Board approval.

Non-Agricultural Pool – April 13, 2017: Unanimously recommended Advisory Committee representatives to recommend Board approval subject to changes they deem necessary.

Agricultural Pool – April 13, 2017: Unanimously recommended Advisory Committee to recommend Board approval.

Advisory Committee – May 18, 2017:

Watermaster Board – May 25, 2017:

BACKGROUND

The Court approved the Peace Agreement, the Implementation Plan and the goals and objectives identified in the OBMP Phase I Report on July 13, 2000, and ordered Watermaster to proceed in a manner consistent with the Peace Agreement. Under the Peace Agreement, Watermaster approval is required for applications to store, recapture, recharge or transfer water, as well as for applications for credits or reimbursements and storage and recovery programs.

Where there is no material physical injury, Watermaster must approve the transaction. Where the request for Watermaster approval is submitted by a party to the Judgment, there is a rebuttable presumption that most of the transactions do not result in Material Physical Injury to a party to the Judgment or the Basin (Storage and Recovery Programs do not have this presumption).

The following applications for a Local Storage Agreement are attached with the notice of application.

- Notice of Application for a Local Storage Agreement – The City of Ontario has submitted an application for a Local Storage Agreement for 20,000 acre-feet dated January 26, 2012 that has been placed in the City's Local Supplemental Storage Account.
- Notice of Application for a Local Storage Agreement – The City of Ontario has submitted an application for a Local Storage Agreement for 8,569.789 acre-feet dated April 7, 2017 that has been placed in the City's Local Supplemental Storage Account.

DISCUSSION

On January 26, 2012, the City of Ontario submitted Form 1, an application for a Local Storage Agreement. The Application identifies the maximum quantity of the storage account to be 20,000 acre-feet to be placed into a Local Supplemental Storage Account (Attachment 1). This application has not been acted on by Watermaster.

On April 7, 2017, the City of Ontario submitted Form 1, an application for a Local Storage Agreement. The Application identifies the maximum quantity of the storage account to be 8,569.789 acre-feet to be placed into a Local Supplemental Storage Account (Attachment 2).

Water in the amount of 28,569.789 acre-feet already exists in the City's account as a result of IEUA's recharge of recycled water. IEUA's activities were authorized by a Recharge Application approved by Watermaster in June 2002 (Attachment 3).

The two applications state the purposes of storing the water is to stabilize or reduce further water costs/assessments, facilitate utilization of other available sources of supply, and to transfer to other parties.

The Application states that the method and location of recapture from storage is either production by the City's wells or transfer to another Party to the Judgment. At the time of a future transfer to another party the City of Ontario and the other Party will need to submit appropriate water transfer forms.

Per the Peace II Agreement, losses will be applied to all water placed into the City's Local Supplemental Storage Account in a similar manner to all other water in storage.

ATTACHMENTS

1. Notice of Application for a Local Storage Agreement – The City of Ontario has submitted an application for a Local Storage Agreement for 20,000 acre-feet that has been placed in the City's Local Supplemental Storage Account
2. Notice of Application for a Local Storage Agreement – The City of Ontario has submitted an application for a Local Storage Agreement for 8,569.789 acre-feet that has been placed in the City's Local Supplemental Storage Account
3. Application for Recharge – dated April 25, 2002

THIS PAGE
HAS
INTENTIONALLY
BEEN LEFT
BLANK
FOR PAGINATION

CHINO BASIN WATERMASTER

NOTICE

OF

APPLICATION(S)

RECEIVED FOR

LOCAL STORAGE AGREEMENT

Date of Notice:

April 7, 2017

This notice is to advise interested persons that the attached application(s) will come before the Watermaster Board on May 25, 2017

CHINO BASIN WATERMASTER

NOTICE OF APPLICATION FOR A LOCAL STORAGE AGREEMENT

Notification Dated: April 7, 2017

A party to the Judgment has submitted a proposed Application for a Local Storage Agreement for Watermaster approval. Unless contrary evidence is presented to Watermaster that overcomes the rebuttable presumption provided in Section 5.2(b)(v) of the Peace Agreement, Watermaster must find that there is “no material physical injury” and approve the storage agreement. Watermaster staff is not aware of any evidence to suggest that this storage agreement would cause material physical injury and hereby provides this notice to advise interested persons that this storage agreement will come before the Watermaster Board on May 25, 2017. The attached staff report will be included in the meeting package at the time the storage agreement begins the Watermaster process (comes before Watermaster).

APPLICATION
FOR
LOCAL STORAGE AGREEMENT

APPLICANT

City of Ontario January 26, 2012 _____
 Name of Party Date Requested Date Approved
1425 South Bon View Avenue 20,000 Acre-feet _____ Acre-feet
 Street Address Amount Requested Amount Approved
Ontario CA 91761
 City State Zip Code
 Telephone: (909) 395-2662 Facsimile: (909) 395-2601

TYPE OF WATER TO BE PLACED IN STORAGE

Excess Carry Over Local Supplemental or Imported Both

PURPOSE OF STORAGE - Check all that may apply

- Stabilize or reduce future water costs/assessments.
- Facilitate utilization of other available sources of supply.
- Facilitate replenishment under certain well sites.
- Preserve pumping right for a changed future potential use.
- Other, explain _____

METHOD AND LOCATION OF PLACEMENT IN STORAGE - Check and attach all that may apply

- Recharge (Form 2)
- Transfer of Right to Water in Storage (Form 3)
- Transfer from another party to the Judgment (Form 5)

METHOD AND LOCATION OF RECAPTURE FROM STORAGE - Check and attach all that may apply

- Pump from my wells (Form 4)
- Transfer to another party to the Judgment (Form 3)

WATER QUALITY AND WATER LEVELS

What is the existing water quality and what are the existing water levels in the areas that are likely to be affected?

This request is to establish a storage account for City's share of the recharge currently taking place through the Regional recharge Master Plan. Water levels and quality will not be affected.

MATERIAL PHYSICAL INJURY

Is the Applicant aware of any potential Material Physical Injury to a party to the Judgment or the Basin that may be caused by the action covered by the application? Yes No

If yes, what are the proposed mitigation measures, if any, that might reasonably be imposed to ensure that the action does not result in Material Physical Injury to a party to the Judgment or the Basin?

ADDITIONAL INFORMATION ATTACHED Yes [X] No []

Scott Burton
Applicant Scott Burton

TO BE COMPLETED BY WATERMASTER:

DATE OF APPROVAL FROM NON-AGRICULTURAL POOL: _____

DATE OF APPROVAL FROM AGRICULTURAL POOL: _____

DATE OF APPROVAL FROM APPROPRIATIVE POOL: _____

HEARING DATE, IF ANY: _____

DATE OF ADVISORY COMMITTEE APPROVAL: _____

DATE OF BOARD APPROVAL: _____ Agreement # _____

APPLICATION
FOR
RECHARGE

APPLICANT

City of Ontario January 26, 2012 _____
 Name of Party Date Requested Date Approved
1425 South Bon View Avenue 20,000 Acre-feet _____ Acre-feet
 Street Address Amount Requested Amount Approved
Ontario CA 91761 _____
 City State Zip Code Projected Rate of Projected Duration of
 Recharge Recharge
 Telephone: (909) 395-2682 Facsimile: (909) 395-2601

SOURCE OF SUPPLY

Water from:

- State Water Project
- Colorado River
- Local Supplemental Source:
- Recycled Water
- Other, explain _____

METHOD OF RECHARGE

PERCOLATION Basin Name All basins included in the recharge plan
 Location _____
 Well Number _____
 INJECTION Location (attach map) See map for recycle water recharge basins
 Facility Name _____
 EXCHANGE Share of Safe Yield 0
 Carry Over Right _____
 Water in Storage 0
 Pumping Capacity (cfs) 0

WATER QUALITY AND WATER LEVELS

What is the existing water quality and what are the existing water levels in the areas that are likely to be affected?

Water quality and water levels will not be affected since we are not increasing the amount of recharge. We are requesting a storage account for recharge that is currently taking place. The City is entitled to approximately 21% of the total recharged by IEUA and to purchase up to 3,000 AF per year of recycle recharge water from the City of Fontana.

MATERIAL PHYSICAL INJURY

Is the Applicant aware of any potential Material Physical Injury to a party to the Judgment or the Basin that may be caused by the action covered by the application? Yes [] No [X]

If yes, what are the proposed mitigation measures, if any, that might reasonably be imposed to ensure that the action does not result in Material Physical Injury to a party to the Judgment or the Basin?

ADDITIONAL INFORMATION ATTACHED Yes [X] No []

Scott Burton
Applicant Scott Burton

TO BE COMPLETED BY WATERMASTER:

DATE OF APPROVAL FROM NON-AGRICULTURAL POOL: _____

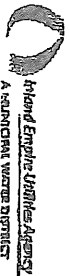
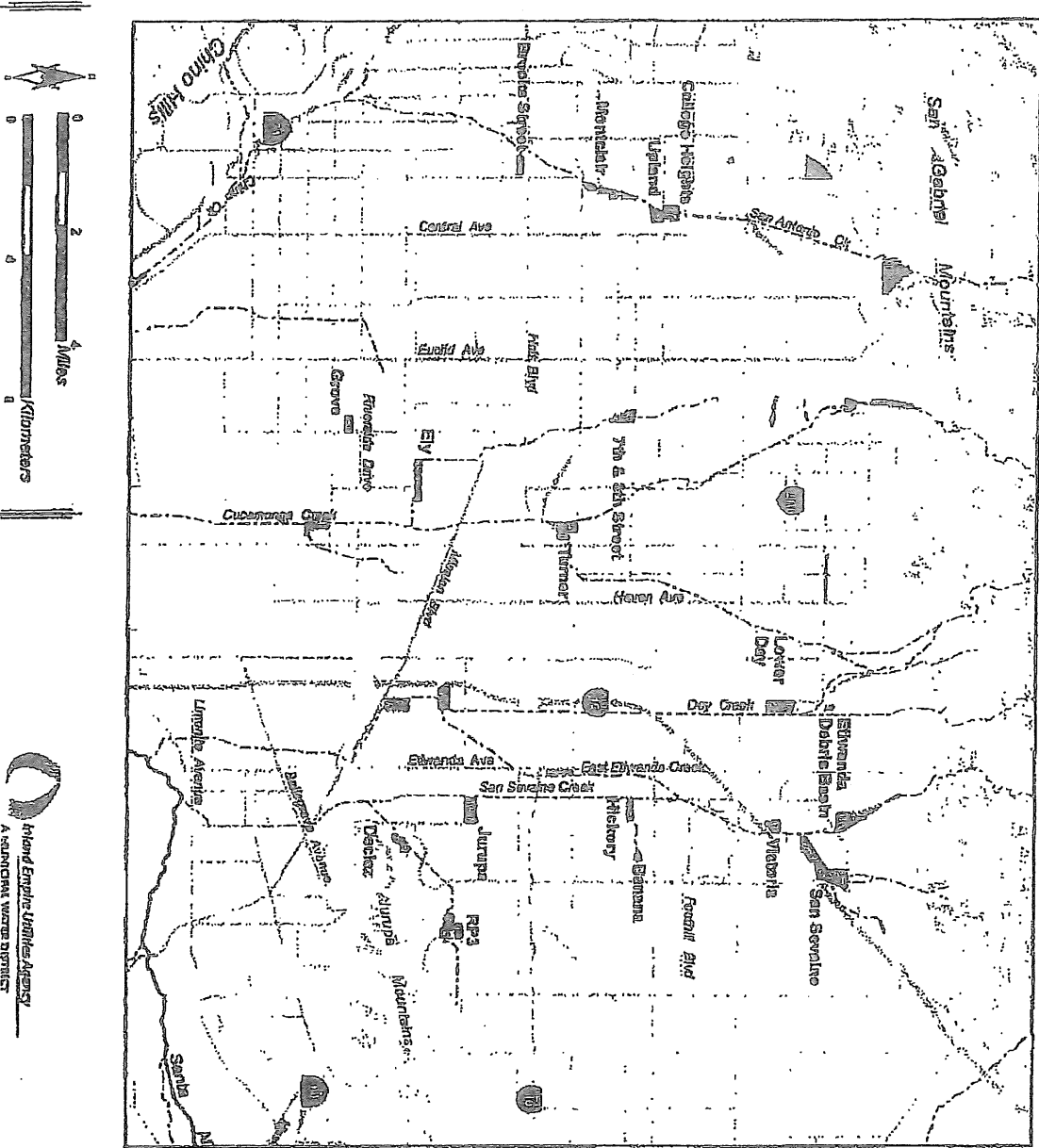
DATE OF APPROVAL FROM AGRICULTURAL POOL: _____




DATE OF APPROVAL FROM APPROPRIATIVE POOL: _____

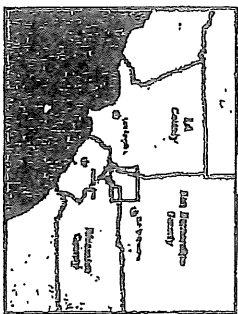
HEARING DATE, IF ANY: _____

DATE OF ADVISORY COMMITTEE APPROVAL: _____

DATE OF BOARD APPROVAL: _____ Agreement # _____



- Main Map Features**
-  Recharge Basins in the Recharged Water Groundwater Recharge Program
 -  Non-program basins
 -  Rivers and Streams



Chino Basin Recharged Water Groundwater Recharge Programs Basin Locations

Figure 1-1

THIS PAGE
HAS
INTENTIONALLY
BEEN LEFT
BLANK
FOR PAGINATION

CHINO BASIN WATERMASTER

NOTICE

OF

APPLICATION(S)

RECEIVED FOR

LOCAL STORAGE AGREEMENT

Date of Notice:

April 7, 2017

This notice is to advise interested persons that the attached application(s) will come before the Watermaster Board on May 25, 2017 .

CHINO BASIN WATERMASTER

NOTICE OF APPLICATION FOR A LOCAL STORAGE AGREEMENT

Notification Dated: April 7, 2017

A party to the Judgment has submitted a proposed Application for a Local Storage Agreement for Watermaster approval. Unless contrary evidence is presented to Watermaster that overcomes the rebuttable presumption provided in Section 5.2(b)(v) of the Peace Agreement, Watermaster must find that there is “no material physical injury” and approve the storage agreement. Watermaster staff is not aware of any evidence to suggest that this storage agreement would cause material physical injury and hereby provides this notice to advise interested persons that this storage agreement will come before the Watermaster Board on May 25, 2017. The attached staff report will be included in the meeting package at the time the storage agreement begins the Watermaster process (comes before Watermaster).

APPLICATION FOR LOCAL STORAGE AGREEMENT

APPLICANT

City of Ontario April 7, 2017
Name of Party Date Requested Date Approved
1425 South Bon View Avenue 8,569.789 Acre-feet Acre-feet
Street Address Amount Requested Amount Approved
Ontario CA 91761
City State Zip Code
Telephone: (909) 395-2694 Facsimile: (909) 395-2601

TYPE OF WATER TO BE PLACED IN STORAGE

[] Excess Carry Over [x] Local Supplemental or Imported [] Both

PURPOSE OF STORAGE - Check all that may apply

- [x] Stabilize or reduce future water costs/assessments.
[x] Facilitate utilization of other available sources of supply.
[] Facilitate replenishment under certain well sites.
[] Preserve pumping right for a changed future potential use.
[] Other, explain

METHOD AND LOCATION OF PLACEMENT IN STORAGE - Check and attach all that may apply

- [x] Recharge (Form 2) Recharged per the May 6, 2002 IEUA Application for recharge of Recycled Water, approved on June 17, 2002
[] Transfer of Right to Water in Storage (Form 3)
[] Transfer from another party to the Judgment (Form 5)

METHOD AND LOCATION OF RECAPTURE FROM STORAGE - Check and attach all that may apply

- [x] Pump from my wells (Form 4)
[x] Transfer to another party to the Judgment (Form 3)

WATER QUALITY AND WATER LEVELS

What is the existing water quality and what are the existing water levels in the areas that are likely to be affected?

The latest existing water quality and water levels throughout the basin are shown in the latest State of the Basin Report.

The water covered by this application is already included in the latest approved Assessment Package.

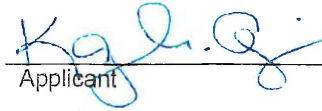
MATERIAL PHYSICAL INJURY

Is the Applicant aware of any potential Material Physical Injury to a party to the Judgment or the Basin that may be caused by the action covered by the application? Yes [] No [x]

If yes, what are the proposed mitigation measures, if any, that might reasonably be imposed to ensure that the action does not result in Material Physical Injury to a party to the Judgment or the Basin?

ADDITIONAL INFORMATION ATTACHED

Yes No


Applicant _____

TO BE COMPLETED BY WATERMASTER:

DATE OF APPROVAL FROM NON-AGRICULTURAL POOL: _____

DATE OF APPROVAL FROM AGRICULTURAL POOL: _____

DATE OF APPROVAL FROM APPROPRIATIVE POOL: _____

HEARING DATE, IF ANY: _____

DATE OF ADVISORY COMMITTEE APPROVAL: _____

DATE OF BOARD APPROVAL: _____ Agreement # _____



APPLICATION FOR RECHARGE

APPLICANT

IEUA for Regional Sewage Service Contractors
Name of Party

April 25, 2002
Date Requested

Date Approved

9400 Cherry Ave., Fontana CA 92335; mail P.O. Box 697,
Street Address

up to 30,000 Acre-feet
Amount Requested

Acre-feet
Amount Approved

Rancho Cucamonga
City

CA
State

91729
Zip Code

Based on basin specific
criteria

Annually, coterminous
with Peace Agreement

Projected Rate of
Recharge

Projected Duration of
Recharge

Telephone: (909)357-0241

Facsimile: (909)357-3884

SOURCE OF SUPPLY

Water from:

[] State Water Project

[] Colorado River

[] Local Supplemental Source:

[XX] Recycled Water

[] Other, explain

METHOD OF RECHARGE

[XX] PERCOLATION

Basin Name Basins identified in Watermaster Recharge Master Plan

Location See Recharge Master Plan dated August 2001

[] INJECTION

Well Number

Location (attach map)

[] EXCHANGE

Facility Name

Share of Safe Yield

Carry Over Right

Water in Storage

Pumping Capacity (cfs)

WATER QUALITY AND WATER LEVELS

What is the existing water quality and what are the existing water levels in the areas that are likely to be affected?

Information on file with Watermaster. Additional information will be collected as part of ongoing monitoring activities.

MATERIAL PHYSICAL INJURY

Is the Applicant aware of any potential Material Physical Injury to a party to the Judgment or the Basin that may be caused by the action covered by the application? Yes [] No [XX]**


If yes, what are the proposed mitigation measures, if any, that might reasonably be imposed to ensure that the action does not result in Material Physical Injury to a party to the Judgment or the Basin?

Anticipate any TDS added from recycled water will be offset by quality of stormwater recharged and other OBMP activities currently being implemented.

Yes [XX] No []

ADDITIONAL INFORMATION ATTACHED

**Draft PEIR on file with IEUA and Watermaster


Applicant

TO BE COMPLETED BY WATERMASTER:

DATE OF APPROVAL FROM NON-AGRICULTURAL POOL: _____

DATE OF APPROVAL FROM AGRICULTURAL POOL: _____

DATE OF APPROVAL FROM APPROPRIATIVE POOL: _____

HEARING DATE, IF ANY: _____

DATE OF ADVISORY COMMITTEE APPROVAL: _____

DATE OF BOARD APPROVAL: _____ Agreement #_NA – Water recharged for Ontario, CCWD, Chino, Chino Hills, Montclair (MVWD), Fontana (Ontario), and Upland.

APPLICATION FOR RECHARGE

ATTACHMENT 3

APPLICANT

IEUA for Regional Sewage Service Contractors
Name of Party

April 25, 2002
Date Requested

Date Approved

9400 Cherry Ave., Fontana CA 92335; mail P.O. Box 697,
Street Address

up to 30,000 Acre-feet

Acre-feet

Rancho Cucamonga CA 91729
City State Zip Code

Amount Requested
Based on basin specific
criteria

Amount Approved
Annually, coterminous
with Peace Agreement

Projected Rate of
Recharge

Projected Duration of
Recharge

Telephone: (909)357-0241

Facsimile: (909)357-3884

SOURCE OF SUPPLY

Water from:

- [] State Water Project
[] Colorado River
[] Local Supplemental Source:
[XX] Recycled Water
[] Other, explain

METHOD OF RECHARGE

[XX] PERCOLATION

Basin Name Basins identified in Watermaster Recharge Master Plan

Location See Recharge Master Plan dated August 2001

[] INJECTION

Well Number

Location (attach map)

[] EXCHANGE

Facility Name

Share of Safe Yield

Carry Over Right

Water in Storage

Pumping Capacity (cfs)

WATER QUALITY AND WATER LEVELS

What is the existing water quality and what are the existing water levels in the areas that are likely to be affected?

Information on file with Watermaster. Additional information will be collected as part of ongoing monitoring activities.

MATERIAL PHYSICAL INJURY

Is the Applicant aware of any potential Material Physical Injury to a party to the Judgment or the Basin that may be caused by the action covered by the application? Yes [] No [XX]**


If yes, what are the proposed mitigation measures, if any, that might reasonably be imposed to ensure that the action does not result in Material Physical Injury to a party to the Judgment or the Basin?

Anticipate any TDS added from recycled water will be offset by quality of stormwater recharged and other OBMP activities currently being implemented.

Yes [XX] No []

ADDITIONAL INFORMATION ATTACHED

**Draft PEIR on file with IEUA and Watermaster


Applicant

TO BE COMPLETED BY WATERMASTER:

DATE OF APPROVAL FROM NON-AGRICULTURAL POOL: _____

DATE OF APPROVAL FROM AGRICULTURAL POOL: _____

DATE OF APPROVAL FROM APPROPRIATIVE POOL: _____

HEARING DATE, IF ANY: _____

DATE OF ADVISORY COMMITTEE APPROVAL: _____

DATE OF BOARD APPROVAL: _____ Agreement #_NA – Water recharged for Ontario, CCWD, Chino, Chino Hills, Montclair (MVWD), Fontana (Ontario), and Upland.

CHINO BASIN WATERMASTER

I. CONSENT CALENDAR

I. CBWM 39th ANNUAL REPORT



CHINO BASIN WATERMASTER

9641 San Bernardino Road, Rancho Cucamonga, Ca 91730
Tel: 909.484.3888 Fax: 909.484.3890 www.cbwm.org

PETER KAVOUNAS, P.E.
General Manager

STAFF REPORT

DATE: May 18, 2017
TO: Advisory Committee Members
SUBJECT: Chino Basin Watermaster 39th Annual Report (Consent Calendar Item I.I)

SUMMARY

Issue: Watermaster is required annually to file an Annual Report with the Court. The 39th Annual Report (Fiscal Year 2015-16) has been drafted.

Recommendation: Recommend to the Board to adopt the 39th Annual Report, along with filing a copy with the Court, subject to any necessary non-substantive changes.

Financial Impact: The costs of preparing the Annual Report and filing it with the Court are included in the Watermaster budget as a cost of compliance with the Restated Judgment.

Future Consideration

Advisory Committee – May 18, 2017: Recommend to the Watermaster Board to adopt the 39th Annual Report, along with filing a copy with the Court, subject to any necessary non-substantive changes.

Watermaster Board – May 25, 2017: Adopt the 39th Annual Report, along with filing a copy with the Court, subject to any necessary non-substantive changes. [Discretionary Function]

ACTIONS:

Appropriative Pool – May 11, 2017: Unanimously recommended that the Advisory Committee recommend to the Watermaster Board to adopt the 39th Annual Report, along with filing a copy with the Court, subject to any necessary non-substantive changes.

Non-Agricultural Pool – May 11, 2017: Unanimously recommended Advisory Committee representatives to recommend the Watermaster Board to adopt the Annual Report, subject to changes they deem necessary, and requested staff to review Appendix F-2 and update if appropriate.

Agricultural Pool – May 11, 2017: Unanimously recommended that the Advisory Committee recommend to the Watermaster Board to adopt the 39th Annual Report, along with filing a copy with the Court, subject to any necessary non-substantive changes.

Advisory Committee – May 18, 2017:

Watermaster Board – May 25, 2017:

BACKGROUND

Paragraph 48 of the Restated Judgment requires that Watermaster file an Annual Report with the Court each year. The Restated Judgment states that the Report shall apply to the preceding fiscal years' operation, contain details as to operation of the Pools, contain a certified audit of assessments and expenditures pursuant to this Physical Solution, and review Watermaster activity.

DISCUSSION

The 39th Annual Report covering fiscal year 2015-16 has been drafted. The report summarizes Watermaster's activities during the fiscal year, and includes the Assessment Package and the annual audit. Once adopted by the Board, the Annual Report will be filed with the Court.

ATTACHMENTS

1. Final Draft of the CBWM 39th Annual Report

Click on the link below to access:

[http://www.cbwm.org/FTP/39th%20Annual%20Report%20Final%20Draft/39th%20Annual%20Report%20\(Final%20Draft\).pdf](http://www.cbwm.org/FTP/39th%20Annual%20Report%20Final%20Draft/39th%20Annual%20Report%20(Final%20Draft).pdf)

CHINO BASIN WATERMASTER

I. CONSENT CALENDAR

J. AGREEMENT WITH SBDO COUNTY FOR CREATION OF GSA FOR SGMA FRINGE AREAS



CHINO BASIN WATERMASTER

9641 San Bernardino Road, Rancho Cucamonga, Ca 91730
Tel: 909.484.3888 Fax: 909.484.3890 www.cbwm.org

PETER KAVOUNAS, P.E.
General Manager

STAFF REPORT

DATE: May 18, 2017
TO: Advisory Committee Members
SUBJECT: Agreement with San Bernardino County for Creation of GSA for SGMA Fringe Areas
(Consent Calendar Item I.J.)

SUMMARY

Issue: A Cooperation Agreement with the County of San Bernardino is needed for the creation of a Groundwater Sustainability Agency (GSA) for the management of the SGMA Fringe Areas within the Chino Basin in San Bernardino County.

Recommendation: Approve, and recommend to the Watermaster Board to approve the proposed Cooperation Agreement between Chino Basin Watermaster and the County of San Bernardino for the creation of a GSA for the SGMA Fringe Areas in San Bernardino County.

Financial Impact: Watermaster will reimburse the County of San Bernardino for the administrative costs incurred in the creation of the GSA, estimated to be no more than \$15,000.

Future Consideration

Advisory Committee – May 18, 2017: Approval

Watermaster Board – May 25, 2017: Approval [Advisory Committee approval required]

ACTIONS:

Appropriative Pool – May 11, 2017: – Unanimously recommended to Advisory Committee to approve the proposed Cooperation Agreement between Chino Basin Watermaster and the County of San Bernardino for the creation of a GSA for the SGMA Fringe Areas in San Bernardino County.

Non-Agricultural Pool – May 11, 2017: Unanimously recommended Advisory Committee and Board representatives to approve the proposed Cooperation Agreement between Chino Basin Watermaster and the County of San Bernardino for the creation of a GSA for the SGMA Fringe Areas in San Bernardino County subject to changes they deem necessary.

Agricultural Pool – May 11, 2017: Unanimously recommended to Advisory Committee to approve the proposed Cooperation Agreement between Chino Basin Watermaster and the County of San Bernardino for the creation of a GSA for the SGMA Fringe Areas in San Bernardino County.

Advisory Committee – May 18, 2017:

Watermaster Board – May 25, 2017:

BACKGROUND

The Sustainable Groundwater Management Act (SGMA) mandates sustainable management of all medium and high priority groundwater basins in the State of California. The Chino Basin, by virtue of being adjudicated, is exempt from creating a Groundwater Sustainability Agency (GSA). However, the areas outside of the adjudication boundary within the Department of Water Resources' (DWR) definition of the Chino Basin must be managed in accordance to the provisions of the SGMA.

Watermaster identified Fringe Areas in three counties, the "Santa Ana River Fringe Area" in the County of Riverside, the "Pomona Fringe Area" in the County of Los Angeles, and the "San Gabriel and Chino Hills Fringe Areas" in the County of San Bernardino. Watermaster has reached an informal agreement for the creation of a GSA with Western Municipal Water District for the "Santa Ana River Fringe Area", and with the City of Pomona for the "Pomona Fringe Area".

To comply with the regulations defined in Bulletin 118 and the SGMA, Chino Basin Watermaster reached out to the County of San Bernardino to partner with them in creating a GSA for the Fringe areas in the San Gabriel Mountains and in the Chino Hills area.

DISCUSSION

The County of San Bernardino is willing to assist Watermaster in serving as the GSA and has requested to be reimbursed for reasonable expenses. The proposed agreement (Attachment 1) between Chino Basin Watermaster and the County of San Bernardino describes the terms of the arrangement. Watermaster will provide any technical services necessary to support the effort.

Watermaster will set up a Trust Account with \$15,000 of initial funding, and the County will bill time and other GSA related expenses against this account. The County will refund the remaining money once the process is concluded or will request more money if needed.

The agreement was presented to the three Pools and was recommended to the Advisory Committee for approval unanimously by the three of them. The attached agreement is substantially the same as presented to the pools for the exception of one date that now reflects the day that, if approved by the Advisory Committee, will be presented to the Watermaster Board for consideration.

ATTACHMENTS

1. Cooperation and Reimbursement Agreement between Chino Basin Watermaster and County of San Bernardino

COOPERATION AND REIMBURSEMENT AGREEMENT BETWEEN CHINO BASIN WATERMASTER AND COUNTY OF SAN BERNARDINO

This Cooperation and Reimbursement Agreement (“Agreement”) is entered into as of May 25, 2017, by and between the CHINO BASIN WATERMASTER (“Watermaster”) and the COUNTY OF SAN BERNARDINO (“County”) (each a “Party” and collectively, the “Parties”) for the purpose of ensuring compliance with the Sustainable Groundwater Management Act within an unadjudicated portion of the Chino Basin Subbasin located in the County of San Bernardino.

RECITALS

A. Watermaster is an agent of the Court and serves as the Court’s special master in order to administer and enforce the provisions of the Chino Basin Watermaster Judgment, San Bernardino County Superior Court Case No. RCV 51010 (formerly Case No. SCV 164327) (“Judgment”).

B. The County is a legal subdivision of the State of California.

C. In 2014, California enacted the Sustainable Groundwater Management Act (“Act”). The Act requires the identification of a groundwater sustainability agency (“GSA”) and the adoption of a groundwater sustainability plan (“GSP”), or an alternative that complies with the Act, for all groundwater basins designated as medium-priority or high-priority by the Department of Water Resources (“DWR”). However, the Act’s GSA and GSP requirements do not apply to groundwater basins or portions of groundwater basins the rights to which are the subject of a court adjudication.

D. DWR has designated the Chino Basin Subbasin (Basin No. 8-2.01) as a high-priority groundwater basin that is not in critical overdraft.

E. The Judgment adjudicated rights to groundwater in a majority of the Chino Basin Subbasin. However, certain areas on the fringes of the Chino Basin Subbasin were not included in the Judgment. As such, the portions of the Chino Basin Subbasin that lie outside of the area adjudicated by the Judgment are subject to the Act’s GSA and GSP provisions.

F. It is in the best interests of the parties to the Judgment that the compliance with the Act is achieved in the fringe areas. However, pursuant to the provisions of the Act, Watermaster cannot serve as GSA or adopt a GSP in the fringe areas.

G. The County has agreed to serve as the GSA and otherwise comply with the Act’s requirements for the fringe area of the Chino Basin Subbasin within the County of San Bernardino defined and pictured in Exhibit A (“Fringe Area”).

H. In exchange for the County serving as the GSA, Watermaster has agreed to provide the County with the support and services needed to serve as the GSA, adopt a GSP, and otherwise ensure compliance with the Act in the Fringe Area. Further, Watermaster has agreed to reimburse the County for its expenses and costs associated with ensuring compliance with the Act in the Fringe Area.

I. The Parties seek to memorialize this Agreement and manage their cooperation pursuant to the terms below.

ARTICLE 1

RIGHTS AND RESPONSIBILITIES

1.1 **The County's Responsibilities.** The County shall take all necessary actions to serve as the GSA and otherwise satisfy the Act's requirements for the Fringe Area. These actions include, but are not limited to, the adoption of the appropriate resolutions and notifications to serve as the GSA for the Fringe Area, the timely adoption of a GSP for the Fringe Area and the timely filing of reports and documents as required by the Act.

1.2 **Watermaster's Responsibilities.** Watermaster shall provide the necessary support to the County in order for the County to serve as the GSA for the Fringe Area, adopt a GSP for the Fringe Area, and otherwise comply with the Act. Watermaster will support the County by:

- a. assisting the County in noticing and holding a public hearing regarding the formation of the GSA;
- b. drafting the notice of intent to act as the GSA for the Fringe Area for posting with DWR;
- c. retaining consultant services to generate the GSP for the Fringe Area;
- d. drafting the GSP and necessary documents for the adoption of the GSP;
- e. assisting the County in noticing and holding a public hearing regarding the adoption of the GSP;
- f. bearing all costs related to the formation of the GSA, adoption of the GSP, and compliance with the Act, reimbursing the County as set forth in Article 2 herein;
- g. periodically reviewing and updating the GSP; and
- h. generating data and reports for the County to provide to DWR in compliance with the Act.

1.3 **Relationship of Parties.** Except as otherwise provided in this Agreement, neither Party shall have any authority to bind or obligate the other Party to any agreements or undertakings. In their performance of their respective responsibilities arising out of this Agreement, the Parties are in no way forming an agency or employee relationship. Each Party retains the right to exercise full supervision and control of the manner and method in which they perform their responsibilities arising out of this Agreement, including full supervision and control over the employment, direction, compensation, and discharge of all persons assisting in the performance of responsibilities under this Agreement. With respect to each Party's employees, if any, and consultants, except as may be subject to the reimbursement clause set forth in Article 2 below, each Party shall be solely responsible for payment of wages, benefits, and other compensation, compliance with all occupational safety, welfare, and civil rights laws, tax withholding, and payment of employee taxes, whether federal, state, or local, and compliance with any and all other laws regulating employment.

ARTICLE 2

REIMBURSEMENT OF COSTS

2.1 **Reimbursement of Costs.** Watermaster shall reimburse County for any and all costs, fees, and charges relating to the County's responsibilities arising out of this Agreement, including those costs related to the negotiation and drafting of the Agreement and any amendments thereto ("Reimbursable Costs"). Reimbursable Costs include, but are not limited to, costs arising from the County's staff's time and expenses, the County's consultant's time and expenses and the County Counsel's time and expenses relating to the GSA election and adoption of the GSP for the Fringe Area.

2.2 **Trust Account.** The County shall establish a trust account ("Trust Account") into which Watermaster shall deposit funds, in the amounts specified herein, for the reimbursement of the County's Reimbursable Costs. Watermaster shall be deemed the owner of funds held in the Trust Account and all funds deposited in the Trust Account will be held by the County in an account under Watermaster's name. Watermaster shall make an initial deposit of \$15,000 ("Initial Deposit") into the Trust Account. Watermaster agrees that the County may refund any funds remaining in the Trust Account at the end of the Term, or any extensions thereto, to Watermaster.

2.3 **Charges Against the Trust Account.** Reimbursable Costs shall be billed against the Trust Account at the rates specified herein or as may otherwise be mutually agreed upon in writing by the Parties. County staff time shall be reimbursed on an hourly basis at the rates specified in the San Bernardino County Code, Title I, Division 6, Chapter 2, as may be revised from time to time by the Board of Supervisors, or as may otherwise be specified herein. As of the Effective Date of this Agreement, County Counsel time shall be billed in 15 minute increments at a rate of \$194.00 an hour, increasing effective July 1, 2017, to \$204.00 an hour and the Principal Management Analyst time shall be billed in 15 minute increments at a rate of \$122.51 per hour, increasing effective July 22, 2017, to \$124.52 an hour, and as each may be revised from time to time via the applicable employee Memorandum of Understanding or amendments thereto. Costs of publication and duplication shall be at actual cost. Public hearings shall be billed at the rate set forth in County Code Section 16.0228(a)(2), as may be revised from time to time by the Board of Supervisors. The County shall provide the Watermaster with an invoice on a quarterly basis detailing the charges made by the County against the Trust Account and the amount of funds remaining in the Trust Account. If Watermaster objects to any billing, it shall raise its objection with County within thirty (30) days of the invoice, after which the Parties shall work together to address Watermaster's objection, and make any necessary changes to the billing and the amount of funds remaining in Watermaster's Trust Account.

2.4 **Increases in Payments to the Trust Account.** If it is deemed necessary by the County to utilize consultant services and the County reasonably determines that insufficient funds remain in the Trust Account to cover such consulting costs, County may request that Watermaster make an additional deposit into the Trust Account to cover consultant costs prior to the County's execution of the contract with the consultant. Charges against the contract with the consultant shall be billed by the County on an hourly basis against the Trust Account deposit. Additionally, should the amount of funds held in the Trust Account be drawn down to less than \$2,000, prior to undertaking any further services under this Agreement, the County may request that Watermaster deposit additional funds into the Trust Account in a mutually agreeable amount.

2.5 **Transmittal of Reimbursement Payments.** Remittance of the Initial Deposit shall be made to the County within thirty (30) days of the Effective Date, as defined in Section 3.1 below.

2.6 **Reimbursement Limitations.** The rates set forth in Section 2.3 above are inclusive of overhead and administrative costs related to this Agreement, Watermaster is not obligated to reimburse the County for any administrative time or overhead expenses incurred by County unrelated to this Agreement. Except for those Reimbursable Costs subject to reimbursement as set forth herein, each Party assumes absolutely no liability or obligation to the other Party's consultants, contractors, or personnel retained outside this Agreement.

ARTICLE 3

TERM

3.1 **Term.** This Agreement shall commence on May 25, 2017 ("Effective Date") and remain in full force and effect for a period of five (5) years from the Effective Date unless extended by the mutual written agreement of the Parties or terminated by either party.

3.2 **Termination of Agreement.** In its sole discretion and upon ten (10) days' written notice, either Party may terminate this Agreement at any time the Party deems necessary. Termination shall not relieve the terminating Party from its obligations that accrued prior to termination.

3.3 **Termination of GSA.** Following termination of this Agreement pursuant to Article 3.2 of this Agreement, the County may, in its sole discretion, opt out of serving as a GSA for the Fringe Area by providing written notice to the appropriate agency in accordance with applicable law.

ARTICLE 4

INDEMNITY

4.1 **Watermaster.** Watermaster shall indemnify, defend, and hold harmless (with counsel reasonably approved by County) the County and its Board of Supervisors, authorized officers, employees, agents, and volunteers ("Indemnitees") from any and all claims, actions, losses, damages, and/or liability arising out of this Agreement from any cause whatsoever, including the acts, errors, or omissions of any of the Indemnitees and for any costs or expenses incurred by the County on account of any claim except where such indemnification is prohibited by law. This indemnification provision shall apply regardless of the existence or degree of fault of the Indemnitees. Watermaster's indemnification obligation applies to the County's "active" as well as "passive" negligence but does not apply to County's "sole negligence" or "willful misconduct" within the meaning of Civil Code Section 2782. The provisions of this Section 4.1 will survive termination of this Agreement.

ARTICLE 5

INSURANCE

5.1 **Coverage.** Without in anyway affecting the indemnity herein provided and in addition thereto, Watermaster presently maintains and shall maintain throughout the Agreement's term the following types of insurance with limits as shown:

- a. **Workers' Compensation/Employers Liability** – A program of Workers' Compensation insurance or a state-approved, self-insurance program in an amount and form to meet all applicable requirements of the Labor Code of the State of California, including Employer's Liability with \$250,000 limits covering all persons including volunteers providing services on behalf of Watermaster and all risks to such persons under this Agreement.
- b. **Commercial/General Liability Insurance** – General Liability Insurance covering all operations performed by or on behalf of Watermaster providing coverage for bodily injury and property damage with a combined single limit of not less than one million dollars (\$1,000,000), per occurrence. The policy coverage shall include:
 1. Premises operations and mobile equipment.
 2. Products and completed operations.
 3. Broad form property damage (including completed operations).
 4. Explosion, collapse and underground hazards.
 5. Personal injury
 6. Contractual liability.
 7. \$2,000,000 general aggregate limit.
- c. **Automobile Liability Insurance** – Primary insurance coverage shall be written on ISO Business Auto coverage form for all owned, hired and non-owned automobiles or symbol 1 (any auto). The policy shall have a combined single limit of not less than one million dollars (\$1,000,000) for bodily injury and property damage, per occurrence. If Watermaster is transporting one or more non-employee passengers in performance of contract services, the automobile liability policy shall have a combined single limit of two million dollars (\$2,000,000) for bodily injury and property damage per occurrence.

ARTICLE 6

GENERAL PROVISIONS.

6.1 **Notices.** Any notice under this Agreement shall be deemed sufficient if given by one Party to the other in writing and: delivered in person; transmitted by electronic mail or facsimile (with acknowledgement of receipt provided by the receiving Party); or, by mailing the same by United States mail (postage prepaid, registered or certified, return receipt requested)

or by Federal Express or other similar overnight delivery service, to the Party to whom the notice is directed at the address of such Party as follows:

If to Watermaster:

Chino Basin Watermaster
Attn: Peter Kavounas, General Manager
9641 San Bernardino Road
Rancho Cucamonga, CA 91730

If to County:

County of San Bernardino
Attn: Bob Page, Principal Management Analyst
Special Projects
County Administrative Office
385 N. Arrowhead Ave., 5th Floor
San Bernardino, CA, 92415-0120

Any communication given by mail shall be deemed delivered two (2) business days after such mailing date, and any written communication given by overnight delivery service shall be deemed delivered one (1) business day after the dispatch date. Either Party may change its address by giving the other Party notice of its new address.

6.2 **Assignability.** The Parties may not assign all or any part of this Agreement without advance written consent of each Party's directing board.

6.3 **Waiver.** No waiver by any Party of any of the provisions shall be effective unless explicitly stated in writing and executed by the Party so waiving. Except as provided in the preceding sentence, no action taken pursuant to this Agreement, including, without limitation, any investigation by or on behalf of any Party, shall be deemed to constitute a waiver by the Party taking such action of compliance with any representations, warranties, covenants, or agreements contained in this Agreement, and in any documents delivered or to be delivered pursuant to this Agreement. The waiver by any Party of a breach of any provision of this Agreement shall not operate or be construed as a waiver of any subsequent breach. No waiver of any of the provisions of this Agreement shall be deemed, or shall constitute, a waiver of any other provision, whether or not similar, nor shall any waiver constitute a continuing waiver.

6.4 **Headings.** The section headings contained in this Agreement are for convenience and reference only and shall not affect the meaning or interpretation of this Agreement.

6.5 **Severability.** If any term, provision, covenant or condition of this Agreement shall be or become illegal, null, void or unenforceable, the remaining provisions of this Agreement shall remain in full force and effect, and shall not be affected, impaired or invalidated. The term, provision, covenant or condition that is so invalidated, voided or held to be unenforceable, shall be modified or changed by the Parties to the extent possible to carry out the intentions and directives set forth in this Agreement.

6.6 **Governing Law.** This Agreement shall be governed by, and interpreted in accordance with, the laws of the State of California. This Agreement shall be specifically

enforceable in the Court maintaining jurisdiction over the case Chino Basin Municipal Water District v. City of Chino, San Bernardino Superior Court Case No. RCV 51010.

6.7 **Parties in Interest.** Nothing in this Agreement, whether expressed or implied, is intended to confer any rights or remedies under or by reason of this Agreement on any persons other than the Parties to it and their respective successors and assigns, nor is anything in this Agreement intended to relieve or discharge the obligation or liability of any third persons to any party to this Agreement, nor shall any provision give any third persons any right of subrogation or action against any party to this Agreement.

6.8 **Attorney Fees.** Each Party shall bear its own legal costs, fees and expenses in any dispute between the Parties arising out of this Agreement.

6.9 **Good Faith.** The Parties agree to exercise their best efforts and utmost good faith to effectuate all the terms and conditions of this Agreement and to execute such further instruments or documents as are necessary or appropriate to effectuate all of the terms and conditions of this Agreement.

6.10 **Construction.** The provisions of this Agreement should be liberally construed to effectuate its purposes. The language of all parts of this Agreement shall be construed simply according to its plain meaning and shall not be construed for or against either Party, as each Party has participated in the drafting of this document and had the opportunity to have their counsel review it. Whenever the context and construction so requires, all words used in the singular shall be deemed to be used in the plural, all masculine shall include the feminine and neuter, and vice versa.

6.11 **Entire Agreement.** This Agreement contains the entire understanding and agreement of the Parties, and supersedes all prior agreements and understandings, oral and written, between the Parties concerning the subject matter of this Agreement. There have been no binding promises, representations, agreements, warranties or undertakings by any of the Parties, either oral or written, of any character or nature, except as stated in this Agreement. This Agreement may only be altered, amended or modified, in whole or in part, by a written agreement executed by the Parties to this Agreement and by no other means. Each Party waives its future right to claim, contest or assertion that this Agreement was modified, canceled, superseded or changed by any oral agreement, course of conduct, waiver or estoppels.

6.12 **Counterparts.** This Agreement may be executed in any number of counterparts, each of which shall be deemed to be an original, but all of which shall constitute one and the same instrument.

[signatures continued on next page]

IN WITNESS WHEREOF, the Parties have executed this Agreement on the day and year and at the place first written above.

COUNTY OF SAN BERNARDINO

CHINO BASIN WATERMASTER

(Print or type name of corporation, company, contractor, etc.)

▶ _____
Robert A. Lovingood, Chairman, Board of Supervisors

By ▶ _____
(Authorized signature - sign in blue ink)

Dated: _____

Name Peter Kavounas
(Print or type name of person signing contract)

SIGNED AND CERTIFIED THAT A COPY OF THIS DOCUMENT HAS BEEN DELIVERED TO THE CHAIRMAN OF THE BOARD

Laura H. Welch
Clerk of the Board of Supervisors
of the County of San Bernardino

Title General Manager
(Print or Type)

Dated: _____

By _____
Deputy

Address On File

Approved as to Legal Form
▶ _____
Sophie A. Akins, Deputy County Counsel
Date _____

Reviewed by Contract Compliance
▶ _____
Date _____

Presented to BOS for Signature
▶ _____
Department Head
Date _____

038350\0039\15550846.6

CHINO BASIN WATERMASTER

I. CONSENT CALENDAR

K. THIRD AMENDMENT TO TASK ORDER NO. 1 (2013 RMPU AMENDMENT YIELD ENHANCEMENT PROJECTS – PLANNING, PERMITTING, AND DESIGN)



CHINO BASIN WATERMASTER

9641 San Bernardino Road, Rancho Cucamonga, Ca 91730
Tel: 909.484.3888 Fax: 909.484.3890 www.cbwm.org

PETER KAVOUNAS, P.E.
General Manager

STAFF REPORT

DATE: May 18, 2017
TO: Advisory Committee Members
SUBJECT: Third Amendment to Task Order 1 (2013 RMPU Amendment Yield Enhancement Projects – Planning, Permitting and Design) – (Consent Calendar Item I.K.)

SUMMARY

Issue: Task Order No. 1 needs to be amended to remove the costs associated with the Post-2014 Stormwater Recharge Program Suite of Projects so that those costs may be captured in individual task orders and subsequently adjusts the reimbursement schedule of the costs to IEUA.

Recommendation: Recommend to the Board to approve the amended Task Order No. 1 to reflect the change in scope and cost.

Financial Impact: There is no impact to this Fiscal Year's budget. There will be a reduction to the *Maximum Costs to Watermaster* in Task Order No. 1 of \$3,939,000 due to the removal of approved projects. The costs associated with the approved projects will be captured in individual task orders. The new *Maximum Costs to Watermaster* will be \$497,000. Future costs are shown in the Budget and Cost Allocation Table in the Task Order.

Future Consideration

Advisory Committee- May 18, 2017: Recommend to Watermaster Board to approve
Watermaster Board- May 25, 2017: Approval (Upon Advisory Committee recommendation)

ACTIONS:

Appropriative Pool – May 11, 2017: Unanimously recommended to Advisory Committee to recommend to the Watermaster Board to approve.

Non-Agricultural Pool – May 11, 2017: Unanimously recommended Advisory Committee and Board representatives to approve the amended Task Order, subject to changes they deem necessary.

Agricultural Pool – May 11, 2017: Unanimously recommended to Advisory Committee to recommend to the Watermaster Board to approve.

Advisory Committee – May 18, 2017:

Watermaster Board – May 25, 2017:

BACKGROUND

Section 6 of the 2013 Amendment to the 2010 Recharge Master Plan Update (RMPUA), which was approved on November 12, 2013, listed potential projects that could increase recharge to Chino Basin. To manage costs associated with the projects, Chino Basin Watermaster and Inland Empire Utilities Agency agreed to a Master Cost Sharing Agreement on July 24, 2014. Under the Master Cost Sharing Agreement, Task Order No.1 (2013 RMPU Amendment Yield Enhancement Projects - Planning, Permitting and Design) was created to manage the list of potential projects from the RMPU (Attachment 1).

Task Order 1 was amended on April 1, 2015 to reflect the additional soft costs needed to plan and develop the East Declez Project (See Attachment 2). The East Declez site was originally identified by the Jurupa Community Services District (JCSD) as part of an initial due diligence program in consideration of purchasing the property.

On April 14, 2016, the three Pool Committees (Pools) decided not to pursue the East Declez project beyond the feasibility study. The Second Amendment to Task Order 1 (Attachment 3) was approved in June of 2016 to remove any further soft costs associated with the project and to update the list of projects.

On October 13, 2016 the Pools were presented with the Preliminary Design Report (PDR) for the 2013 RMPU Yield Enhancement Projects. The completion of the PDR was considered a milestone event in the RMPUA where the Pools would have to decide which projects would move forward into Final Design. At the November 2016 Pool meetings, Pool members were presented with two options in regards to the RMPUA Projects. The first was an option to adopt an Opt-Out provision allowing a Party to not participate in the Post-2014 Stormwater Recharge Program. The second was to adopt a proposed suite of projects comprising the Post-2014 Stormwater Recharge Program. The Pools decided to not adopt the Opt-Out option and adopted a Suite of projects as shown below:

Project ID	Post-2014 Stormwater Recharge Program
23a	Wineville/Jurupa/RP-3 Basins with SW Force Main Improvements
11	Victoria Basin
12	Lower Day Basin*
2	Montclair Basins
7	San Sevaine*
	1. Upon receipt of bid results IEUA/CBWM are to confirm with the AP on project advancement prior to awarding the construction contracts. 2. On Project 23a, the bid for the pump station and force main will be an optional bid item.

DISCUSSION

Grouping all the RMPU projects under one Task Order was consistent in the way the projects were considered in the RMPUA, especially in regards to the calculating the melded unit cost. However, with certain projects no longer moving forward, some still in negotiation, and some being awarded grant funding, staff recommends separating the approved projects into individual Task Orders while keeping within Task Order No. 1 costs associated with all deferred projects. The 3rd Amendment to Task No. 1 will accomplish this goal (Attachment 4).

Individual Task Orders will be issued for the CSI Storm Water Basin (PID 18a), 2013 RMPU Proposed Wineville Pump Station to Jurupa, Expanded Jurupa Pump Station to RP3 Basin, and 2013 Proposed RP3 Improvements (PID 23a), Victoria Basin (PID 11), and Montclair Basins (PID 2) projects. These are treated as separate items and, with the exception of CSI Project, are presented later in the agenda.

Soft costs for the projects which were deferred, (Declez Basin (PID 27), Turner Basin (PID 14), and Ely Basin (PID 15a) will remain with Task Order 1. The cost to complete the feasibility study at East Declez will also remain. The Third Amendment to Task Order No. 1 will decrease *Maximum Costs to Watermaster* from \$3,939,500 to \$497,000; the difference in cost will be reallocated into the new individual Task Orders.

ATTACHMENTS

1. Task Order No.1
2. 1st Amendment to Task Order No. 1 Yield Enhancement
3. 2nd Amendment to Task Order No. 1 Yield Enhancement
4. 3rd Amendment to Task Oder No. 1 Yield Enhancement

THIS PAGE
HAS
INTENTIONALLY
BEEN LEFT
BLANK
FOR PAGINATION

MASTER AGREEMENT BETWEEN CHINO BASIN WATERMASTER AND INLAND EMPIRE UTILITIES AGENCY REGARDING THE MANAGEMENT OF COLLABORATIVE RECHARGE PROJECTS

TASK ORDER NO. 1

2013 RMPU AMENDMENT YIELD ENHANCEMENT PROJECTS – PLANNING, PERMITTING AND DESIGN

This Task Order is made and entered into as of the 28th day of August, 2014 by and between the Chino Basin Watermaster, hereinafter referred to as "Watermaster" and the Inland Empire Utilities Agency, hereinafter referred to as "IEUA" (each a "Party" and collectively, the "Parties").

In consideration of the mutual promises, covenants, and conditions as addressed in the Master Agreement dated July 24, 2014 and as specifically hereinafter set forth, the parties do hereby agree as follows:

1. PURPOSE

The purpose of this Task Order is to govern the planning, permitting and design of the Yield Enhancement Projects recommended in the 2013 Amendment to the 2010 Recharge Master Plan Update ("2013 RMPU Amendment"), and the cost allocations among Watermaster and IEUA for those Projects, pursuant to the Peace II Agreement. The management and cost allocation for construction of, and construction bidding for, the 2013 RMPU Amendment Yield Enhancement projects will be the subject of a separate Task Order.

2. SCOPE

The activities to be undertaken pursuant to this Task Order include preliminary design, proof-of-concept analyses, completion of the CEQA process, permitting, and final design for the following 2013 RMPU Amendment Yield Enhancement Projects, as those projects are further described in the 2013 RMPU Amendment:

Project ID	Project
MZ3 Projects	
18a	CSI Storm Water Basin
23a	2013 RMPU Proposed Wineville PS to Jurupa, Expanded Jurupa PS to RP3 Basin, and 2013 Proposed RP3 Improvements
25a	Sierra
27	Declez Basin
MZ2 Projects	
11	Victoria Basin
14	Turner Basin
15a	Ely Basin
17a	Lower San Sevaine Basin (2010 RMPU)
MZ1 Projects	
2	Montclair Basins

Under this task order the following is an estimated schedule and projected cost break down for each phases of the design:

Phase	Start	Finish	Projected Cost
Project Development	01/07/2014	02/18/2015	\$58,100
Preliminary Design	02/19/2015	06/30/2016	\$1,475,100
Environmental	02/19/2015	06/30/2016	\$577,100
Design	07/01/2016	12/29/2017	\$5,605,100
Permits	09/30/2016	12/29/2017	\$407,100
Total			\$8,122,500

3. IEUA RESPONSIBILITIES

IEUA agrees to provide project management and contract administration services that include, but are not limited to:

- Engagement of consulting services as needed for:
 - Project design;
 - California Environmental Quality Act (CEQA) compliance;
 - Permitting;
- Management of consultants for the above;
- Approval of progress payments for consultants;

- Recommendation as to change orders for consultants;
- Payment of consultant invoices

IEUA will supply all personnel and equipment required to perform the assigned services.

4. WATERMASTER RESPONSIBILITIES

Watermaster agrees that it and its employees and consultants will cooperate with IEUA and its contractors in the performance of services under this Task Order and will provide any necessary documentation and information in Watermaster's possession.

5. BUDGET AND COST ALLOCATION

The budget for the activities to be undertaken pursuant to this Task Order is seven million eight hundred seventy-two thousand two hundred fifty dollars (\$7,872,250) unless the scope of work is changed and an increase is authorized by the Parties ("Budget"). The Parties agree that these costs are shared consistent with the methodology described in Peace II Agreement Section 8.1(b), and that IEUA's share of the costs is based on a 50% allocation of the costs of those portions of the project for which there is a recycled water component. The Budget includes IEUA capital, administrative, and overhead expenses associated with IEUA's provision of the services described in Section 3, above. The fiscal year budget allocation is as follows:

Design - RMPU YE Design	Fiscal Year 2014/15	Fiscal Year 2015/16	Fiscal Year 2016/17	Fiscal Year 2017/18	Total
Watermaster	-	\$1,800,000	\$3,500,000	\$2,572,250	\$7,872,250
IEUA	\$250,250	-	-	-	\$250,250
Total	\$250,250	\$1,800,000	\$3,500,000	\$2,572,250	\$8,122,500

6. TOTAL BUDGETED COST

The Parties agree to pay their respective portion of the total costs, and the parties shall not be required to pay more than \$8,122,500 ("Total Budgeted Cost").

7. MAXIMUM COSTS TO WATERMASTER

The costs to be required of Watermaster under this Agreement shall not exceed its share of the Total Budgeted Cost, as shown in Section 5 above, or \$7,872,250.

8. MAXIMUM COSTS TO IEUA

The costs to be required of IEUA under this Agreement shall not exceed its share of the Total Budgeted Cost, as shown in Section 5 above, or \$250,250.

9. TERM

Work to be undertaken pursuant to this Task order shall be initiated upon the Effective Date, as described in Section 11, below. The terms of this Task Order shall remain effective until IEUA's receipt of Watermaster's share of costs expended pursuant to the Budget shown above, so that IEUA may close out the activities.

10. REIMBURSEMENT

Watermaster's reimbursement of IEUA for work performed under this Task Order shall be as provided in Article 3 of the July 24, 2014 Master Agreement.

11. EFFECTIVE DATE

This Task Order No. 1 will become effective upon execution by both Parties.

IN WITNESS WHEREOF, the Parties have executed this Agreement on the day and year and at the place first above written.

CHINO BASIN WATERMASTER

By 
PETER KAVOUNAS
General Manager

INLAND EMPIRE UTILITIES AGENCY

By 
P. JOSEPH GRINDSTAFF
General Manager

**FIRST AMENDMENT
to
TASK ORDER NO. 1
2013 RMPU AMENDMENT YIELD ENHANCEMENT PROJECTS
PLANNING, PERMITTING AND DESIGN
under the
MASTER AGREEMENT REGARDING THE
MANAGEMENT OF COLLABORATIVE RECHARGE PROJECTS
between
INLAND EMPIRE UTILITIES AGENCY
and
CHINO BASIN WATERMASTER**

This First Amendment to Task Order No. 1 is made and entered into as of the 1ST day of April, 2015 by and between the Inland Empire Utilities Agency (IEUA) and the Chino Basin Watermaster (Watermaster) (each a "Party" and collectively, the "Parties").

RECITALS

A. Task Order No. 1 for the 2013 RMPU Amendment Yield Enhancement Projects Planning, Permitting and Design (the "Task Order") was approved by IEUA on April August 20, 2014, and by Watermaster on August 28, 2014.

B. During the January 15, 2015 Joint Projects Committee Meeting, staff recommended the inclusion of a new project, the East Declez Project, within the Recharge Master Plan list of projects and the removal of Sierra Basin and Lower San Sevaine which are no longer viable RMPU project. The Sierra Basin was no longer an option due to the City of Fontana's desire to use the land for other purposes, while Lower San Sevaine is no longer an option due to the land where the project was to be located was sold to a home developer.

C. IEUA and Watermaster wish to amend Task Order No. 1 to reflect these changes on the listed RMPU projects which are considered for design, decrease the total projected design cost, and to adjust the reimbursement schedule under which Watermaster provides its share of the costs to IEUA.

NOW THEREFORE IT IS AGREED TO AMEND THE TASK ORDER AS FOLLOWS:

1. Section 2 of the Task Order titled SCOPE shall be amended to read:

The activities to be undertaken pursuant to this Task Order include preliminary design, proof-of-concept analyses, completion of the CEQA process, permitting, and final design for the following 2013 RMPU Amendment Yield Enhancement Projects, as those projects are further described in the 2013 RMPU Amendment:

ID	Basin Projects
18a	CSI Storm Water Basin
23a	2013 RMPU Proposed Wineville PS to Jurupa, Expanded Jurupa PS to RP3 Basin, and 2013 Proposed RP3 Improvements
-	East Declez Basin
11	Victoria Basin
14	Turner Basin
15a	Ely Basin
2	Montclair Basins

Under this task order the following is an estimated scheduled and projected cost break down for each phase of work:

Phases	Start	Finish	Projected Cost
Project Development	07/01/14	04/15/15	\$53,547
Preliminary Design	04/16/15	08/26/16	\$1,360,328
Environmental	02/19/15	08/29/16	\$532,190
Design	08/29/16	12/29/17	\$5,169,055
Permits	08/29/16	12/29/17	\$375,380
		Total	\$7,490,500

- Section 5 of the Task Order titled BUDGET AND COST ALLOCATION shall be amended to read:

The budget for the activities to be undertaken pursuant to this Task Order is five million four hundred sixty-nine thousand five hundred dollars (\$7,490,500) unless the scope of work is changed and an increase is authorized by the Parties ("Budget"). The Parties agree that these costs are shared consistent with the methodology described in Peace II Agreement Section 8.1(b), and that IEUA's share of the costs is based on a 50% allocation of the costs of those portions of the project for which there is a recycled water component. The Budget includes IEUA capital, administrative, and overhead expenses associated with IEUA's provision of the services described in Section 3, above. The fiscal year budget allocation is as follows:

Design - RMPU YE Design	Fiscal Year 2015/16	Fiscal Year 2016/17	Fiscal Year 2017/18	Total
Watermaster	\$569,750	\$3,100,000	\$3,570,500	\$7,240,250
IEUA	\$250,250	-	-	\$250,250
Total	\$820,000	\$3,100,000	\$3,549,500	\$7,490,500

3. Section 6 of the Task Order titled TOTAL BUDGETED COST shall be amended to read:

The Parties agree to pay their respective portion of the total costs, and the parties shall not be required to pay more than \$7,490,500 ("Total Budgeted Cost").


4. Section 7 of the Task Order titled MAXIMUM COSTS TO WATERMASTER shall be amended to read:

The costs to be required of Watermaster under this Agreement shall not exceed its share of the Total Budgeted Cost, as shown in Section 5 above, or \$7,240,250.

ALL OTHER PROVISIONS SHALL REMAIN UNCHANGED.

IN WITNESS WHEREOF, the parties hereby have caused this Amendment to be entered into as of the day and year written above.

INLAND EMPIRE UTILITIES AGENCY:



Joseph Grindstaff
General Manager

CHINO BASIN WATERMASTER:



Peter Kavounas
General Manager

THIS PAGE
HAS
INTENTIONALLY
BEEN LEFT
BLANK
FOR PAGINATION

**SECOND AMENDMENT
to
TASK ORDER NO. 1
2013 RMPU AMENDMENT YIELD ENHANCEMENT PROJECTS
PLANNING, PERMITTING AND DESIGN
under the
MASTER AGREEMENT REGARDING THE
MANAGEMENT OF COLLABORATIVE RECHARGE PROJECTS
between
INLAND EMPIRE UTILITIES AGENCY
and
CHINO BASIN WATERMASTER**

This Second Amendment to Task Order No. 1 is made and entered into as of the 23 day of June, 2016 by and between the Inland Empire Utilities Agency (IEUA) and the Chino Basin Watermaster (Watermaster) (each a "Party" and collectively, the "Parties").

RECITALS

A. Task Order No. 1 for the 2013 RMPU Amendment Yield Enhancement Projects Planning, Permitting and Design (the "Task Order") was approved by IEUA on August 20, 2014, and by Watermaster on August 28, 2014.

B. The First Amendment to Task Order No. 1 was entered into by IEUA and Watermaster, effective April 1, 2015. Task Order No. 1 was amended to reflect the inclusion of a new project, the East Declez Project, within the Recharge Master Plan list of projects and the removal of Sierra Basin and Lower San Sevaine, which are no longer viable RMPU projects. The Sierra Basin was no longer an option due to the City of Fontana's desire to use the land for other purposes, while Lower San Sevaine is no longer an option due to the land where the project was to be located was sold to a home developer.

C. Following a review of the feasibility study for the East Declez project, at the April 14, 2016 Appropriative Pool Meeting, it was decided that the East Declez project would not be further developed. A total of \$114,000 of funds from Task Order No. 1 were used for the development of the feasibility study.

D. IEUA and Watermaster wish to amend Task Order No. 1 to reflect these changes on the listed RMPU projects which are considered for design, decrease the total projected design cost, and to adjust the reimbursement schedule under which Watermaster provides its share of the costs to IEUA.

NOW THEREFORE IT IS AGREED TO AMEND THE TASK ORDER AS FOLLOWS:

1. Section 2 of the Task Order titled SCOPE shall be amended to read:

The activities to be undertaken pursuant to this Task Order include preliminary design, proof-of-concept analyses, completion of the CEQA process, permitting, and final design for the following 2013 RMPU Amendment Yield Enhancement Projects, as those projects are further described in the 2013 RMPU Amendment:

ID	Basin Projects
18a	CSI Storm Water Basin
23a	2013 RMPU Proposed Wineville PS to Jurupa, Expanded Jurupa PS to RP3 Basin, and 2013 Proposed RP3 Improvements
27 ¹	Declez Basin
-	East Declez Basin - <i>Feasibility Study only</i>
11	Victoria Basin
14	Turner Basin
15a	Ely Basin
2	Montclair Basins

¹ Declez Basin project (ID 27) was incorrectly omitted in the first Amendment to Task Order #1. There is no impact to overall cost

Under this task order the following is an estimated scheduled and projected cost break down for each phase of work:

Phases	Start	Finish	Projected Cost
Project Development	07/01/14	04/15/15	\$27,000
Preliminary Design	04/16/15	08/26/16	\$838,000
Environmental	02/19/15	08/29/16	\$336,000
Design	08/29/16	12/29/17	\$2,638,500
Permits	08/29/16	12/29/17	\$100,000
		Total	\$3,939,500

2. Section 5 of the Task Order titled BUDGET AND COST ALLOCATION shall be amended to read:

The budget for the activities to be undertaken pursuant to this Task Order is three million nine hundred thirty-nine thousand five hundred dollars (\$3,939,500) unless the scope of work is changed and an increase is authorized by the Parties ("Budget"). The Parties agree that these costs are shared consistent with the methodology described in Peace II Agreement Section 8.1(b), and that IEUA's share of the costs is based on a 50% allocation of the costs of those portions of the project for which there is a recycled water component. The Budget includes IEUA capital, administrative, and overhead expenses associated with IEUA's provision of the services described in Section 3, above. The fiscal year budget allocation is as follows:

Design - RMPU YE Design	Fiscal Year 2015/16	Fiscal Year 2016/17	Fiscal Year 2017/18	Total
Watermaster	\$569,750	\$1,664,000	\$1,455,500	\$3,689,250
IEUA	\$250,250	-	-	\$250,250
Total	\$820,000	\$1,664,000	\$1,455,500	\$3,939,500

3. Section 6 of the Task Order titled TOTAL BUDGETED COST shall be amended to read:

The Parties agree to pay their respective portion of the total costs, and the parties shall not be required to pay more than \$3,939,500 ("Total Budgeted Cost").

4. Section 7 of the Task Order titled MAXIMUM COSTS TO WATERMASTER shall be amended to read:


The costs to be required of Watermaster under this Agreement shall not exceed its share of the Total Budgeted Cost, as shown in Section 5 above, or \$3,939,250.

ALL OTHER PROVISIONS SHALL REMAIN UNCHANGED.

IN WITNESS WHEREOF, the parties hereby have caused this Amendment to be entered into as of the day and year written above.

INLAND EMPIRE UTILITIES AGENCY:

Joseph Grindstaff
General Manager



CHINO BASIN WATERMASTER:

Peter Kavounas
General Manager



THIS PAGE
HAS
INTENTIONALLY
BEEN LEFT
BLANK
FOR PAGINATION

**THIRD AMENDMENT
to
TASK ORDER NO. 1
2013 RMPU AMENDMENT YIELD ENHANCEMENT PROJECTS
PLANNING, PERMITTING AND DESIGN
under the
MASTER AGREEMENT REGARDING THE
MANAGEMENT OF COLLABORATIVE RECHARGE PROJECTS
between
INLAND EMPIRE UTILITIES AGENCY
and
CHINO BASIN WATERMASTER**

This Third Amendment to Task Order No. 1 is made and entered into as of the ____ day of May, 2017 by and between the Inland Empire Utilities Agency (“IEUA”) and the Chino Basin Watermaster (“Watermaster”) (each a “Party” and collectively, the “Parties”).

RECITALS

A. Task Order No. 1 for the 2013 RMPU Amendment Yield Enhancement Projects Planning, Permitting and Design (“Task Order”) was approved by IEUA on August 20, 2014, and by Watermaster on August 28, 2014.

B. The First Amendment to the Task Order was entered into by IEUA and Watermaster, effective April 1, 2015. The Task Order was amended to reflect the inclusion of a new project, the East Declez Project, within the Recharge Master Plan list of projects and the removal of the Sierra Basin and Lower San Sevaine projects, which were no longer viable RMPU projects.

C. The Second Amendment to the Task Order was entered into by IEUA and Watermaster, effective June 23, 2016. Under the second amendment, further consideration of the East Declez project was removed from the scope of the Task Order. The amendment thus reduced the budget and cost allocation of the Task Order to \$3,939,500 (“Budget”). The amended Budget included \$114,000 for the East Declez project feasibility study, which had already been conducted at the time of the Second Amendment. The remaining Budget was allocated to the other 2013 RMPU projects.

D. On November 17, 2016, Watermaster approved the “Post 2014 Stormwater Recharge Program” as part of the results and findings presented from the completed preliminary design report on the agreed upon 2013 RMPU projects. Under the “Post 2014 Stormwater Recharge Program,” the following 2013 RMPU projects addressed in the Task Order were recommended for final design, bidding, and construction:

ID	Basin Projects
23a	2013 RMPU Proposed Wineville PS to Jurupa, Expanded Jurupa PS to RP3 Basin, and 2013 Proposed RP3 Improvements
11	Victoria Basin
2	Montclair Basins

The San Sevaine Basin (PID 7) and Lower Day Basin (PID 12) projects were also approved by Watermaster as a part of the Post 2014 Stormwater Recharge Program, but are addressed in separate task orders. Further development of the Declez Basin (PID 27), Turner Basin (PID 14), and Ely Basin (PID 15a) projects was deferred. Finally, the CSI Storm Water Basin (PID 18a) project was also deferred to allow for further negotiations between Watermaster and California Steel Industries (“CSI”).

E. IEUA and Watermaster wish to amend the Task Order to reflect these developments in the following ways:

1. Individual task orders will be issued for the CSI Storm Water Basin (PID 18a), 2013 RMPU Proposed Wineville PS to Jurupa, Expanded Jurupa PS to RP3 Basin, and 2013 Proposed RP3 Improvements (PID 23a), Victoria Basin (PID 11), and Montclair Basins (PID 2) projects. All responsibilities and obligations arising out of these projects will be superseded by the new individual task orders.
2. The preliminary design for the Declez Basin (PID 27), Turner Basin (PID 14), and Ely Basin (PID 15a) projects was completed. Further development of the projects has been deferred.

NOW THEREFORE IT IS AGREED TO AMEND THE TASK ORDER AS FOLLOWS:

1. Section 2 of the Task Order titled SCOPE shall be amended to read:

The activities to be undertaken pursuant to this Task Order include the project development, preliminary design, and completion of the CEQA process for the following 2013 RMPU Amendment Yield Enhancement Projects, as those projects are further described in the 2013 RMPU Amendment:

ID	Basin Projects
27	Declez Basin
14	Turner Basin
15a	Ely Basin
-	East Declez Basin – <i>Feasibility Study only</i>

The preliminary design the for Declez Basin (PID 27), the Turner Basin (PID 14) and the Ely Basin (15a) projects has been completed. The feasibility study for the East Declez Basin project has been completed. These projects will not be developed any further.

The following is the estimated cost of past and pending expenses for each phase of the deferred projects:

Declez Basin (PID 27)	
Phases	Expenses (past/pending)
Project Development	\$2,600
Preliminary Design	\$71,000
Environmental	\$31,400
Design	-
Permits	-
Total	\$105,000

Turner Basin (PID 14)	
Phases	Expenses (past/pending)
Project Development	\$1,000
Preliminary Design	\$28,400
Environmental	\$12,600
Design	-
Permits	-
Total	\$42,000

Ely Basin (PID 15a)	
Phases	Expenses (past/pending)
Project Development	\$5,900
Preliminary Design	\$159,600
Environmental	\$70,500
Design	-
Permits	-
Total	\$236,000

East Declez (Feasibility Study Only)	
Phases	Expenses (past/pending)
Project Development	\$114,000
Preliminary Design	-
Environmental	-
Design	-
Permits	-
Total	\$114,000

The following is the total estimated cost of past and pending expenses for the deferred projects:

ID	Basin Projects	Expenses (past/pending)
27	Declez Basin	\$105,000
14	Turner Basin	\$42,000
15a	Ely Basin	\$236,000
-	East Declez Basin – <i>Feasibility Study only</i>	\$114,000
Total		\$497,000

- Section 5 of the Task Order titled BUDGET AND COST ALLOCATION shall be amended to read:

Unless the scope of work is changed and an increased is authorized by the Parties, the budget for the activities to be undertaken pursuant to this Task Order is four hundred ninety-seven thousand dollars (\$497,000) (“Budget”). The Parties agree that these costs are shared consistent with the methodology described in Peace II Agreement Section 8.1(b), and that IEUA’s share of the costs is based on 50% allocation of the costs of those portions of the project for which there is a recycled water component. The Budget includes IEUA capital, administrative, and overhead expenses associated with IEUA’s provision of the services described in Section 3 above.

- Section 6 of the Task Order titled TOTAL BUDGETED COST shall be amended to read:

The Parties agree to pay their respective portion of the total costs, and the Parties shall not be required to pay more than four hundred ninety-seven thousand dollars (\$497,000) (“Total Budgeted Cost”).

- Section 7 of the Task Order titled MAXIMUM COSTS TO WATERMASTER shall be amended to read:

The costs to be required of Watermaster under this Agreement shall not exceed its share of the Total Budgeted Cost, as shown in Section 6 above, or \$497,000.

- Section 12 shall be added to the Task Order and will read as follows:

Individual task orders will be issued for the CSI Storm Water Basin (PID 18a), 2013 RMPU Proposed Wineville PS to Jurupa, Expanded Jurupa PS to RP3 Basin, and 2013 Proposed RP3 Improvements (PID 23a), Victoria Basin (PID 11) and Montclair Basin (PID 2) projects, which, prior to the Third Amendment, were formerly the subject of this Task Order. Accordingly, this Task Order will no longer govern the Parties’ obligations or responsibilities with respect to these projects. The Parties’ obligations and

responsibilities arising out of this Task Order that relate to these projects will be transferred to and governed by the new task orders.

ALL OTHER PROVISIONS SHALL REMAIN UNCHANGED.

IN WITNESS WHEREOF, the parties hereby have caused this Amendment to be entered into as of the day and year written above.

INLAND EMPIRE UTILITIES AGENCY:

Joseph Grindstaff
General Manager

CHINO BASIN WATERMASTER:

Peter Kavounas
General Manager

THIS PAGE
HAS
INTENTIONALLY
BEEN LEFT
BLANK
FOR PAGINATION

CHINO BASIN WATERMASTER

I. CONSENT CALENDAR

- L. FIRST AMENDMENT TO TASK ORDER NO. 2 (LOWER DAY BASIN IMPROVEMENT PROJECT)**



CHINO BASIN WATERMASTER

9641 San Bernardino Road, Rancho Cucamonga, Ca 91730
Tel: 909.484.3888 Fax: 909.484.3890 www.cbwm.org

PETER KAVOUNAS, P.E.
General Manager

STAFF REPORT

DATE: May 18, 2017
TO: Advisory Committee Members
SUBJECT: First Amendment to Task Order No. 2 (Lower Day Basin Improvement Project) (Consent Calendar Item I.L.)

SUMMARY

Issue: Task Order No. 2 needs to be amended to reflect the increase in capital cost, the receipt of additional grant funding and adjust the reimbursement schedule of the costs to IEUA.

Recommendation: Recommend to the Board to approve the amended Task Order No. 2 (Lower Day Basin Improvement Project).

Financial Impact: There is no impact to this Fiscal Year's budget. The Total Budget Cost to Watermaster would increase from \$1,730,000 to \$2,883,000. Future costs are shown in the Budget and Cost Allocation Table in the Task Order.

Future Consideration

Advisory Committee- May 18, 2017: Recommend to Watermaster Board to approve
Watermaster Board- May 25, 2017: Approval (Upon Advisory Committee recommendation)

ACTIONS:

Appropriative Pool – May 11, 2017: Unanimously recommended to Advisory Committee to recommend to the Watermaster Board to approve

Non-Agricultural Pool – May 11, 2017: Unanimously recommended Advisory Committee and Board representatives to approve the amended Task Order, subject to changes they deem necessary.

Agricultural Pool – May 11, 2017: Unanimously recommended to Advisory Committee to recommend to the Watermaster Board to approve

Advisory Committee – May 18, 2017:

Watermaster Board – May 25, 2017:

BACKGROUND

The Chino Basin Watermaster (Watermaster) and the Inland Empire Utilities Agency (IEUA) are partners in many recharge related projects throughout the Basin. On July 24, 2014 Watermaster and IEUA entered into a Master Agreement regarding the Management of Collaborative Recharge Projects (Master Agreement). Pursuant to the Master Agreement, Watermaster and IEUA proposed to enter into project specific agreements for services, which are incorporated into the Master Agreement, describing the scope, budget, and schedule of the services to be performed, the respective cost share of each Party and any special conditions of performance and other information deemed necessary by the Parties (Task Orders).

Task Order 2 (Attachment 1) governs the costs associated with the Lower Day Basin RMPU Improvement Project, which was initially separated from other Recharge Master Plan Update (RMPU) projects and placed on an accelerated track to take advantage of a grant secured from the Department of Water Resources through the Santa Ana Watershed Project Authority. The Preliminary Design Report (PDR) for this project was completed in October 2016 which coincided with the other RMPU Projects' PDR completion, and was brought forth to the Watermaster Board and approved to continue in November 2016 as part of the Post-2014 Stormwater Recharge Program. The delay to the development of the PDR had no effect on the status of the grant.

DISCUSSION

Watermaster's share of the Lower Day Basin RMPU Improvement Project, based on the updated PDR, increased from \$1.7 Million to \$2.9 Million due to the change in scope for the project. However, the amount of anticipated stormwater capture also increased from 789 acre-feet per year to 993 acre-feet per year giving the project a unit cost of \$300 per acre-foot.

In January of 2016, IEUA was successful in obtaining a \$375,000 federal grant from the US Bureau of Reclamation which will be reflected in the Task Order Amendment.

Staff recommends that the Task Order amendment be approved to reflect the increase in capital cost, the receipt of additional grant funding to the project and adjust the reimbursement schedule of costs to IEUA. (Attachment 2).

ATTACHMENTS

1. Task Order No. 2 (Lower Day Basin Improvement Project)
2. First Amendment to Task Order No. 2 (Lower Day Basin Improvement Project)

MASTER AGREEMENT BETWEEN CHINO BASIN WATERMASTER AND INLAND EMPIRE UTILITIES AGENCY REGARDING THE MANAGEMENT OF COLLABORATIVE RECHARGE PROJECTS

TASK ORDER NO. 2
LOWER DAY BASIN RMPU IMPROVEMENT PROJECT

This Task Order is made and entered into as of the 28th day of August, 2014 by and between the Chino Basin Watermaster, hereinafter referred to as "Watermaster" and the Inland Empire Utilities Agency, hereinafter referred to as "IEUA" (each a "Party" and collectively, the "Parties").

In consideration of the mutual promises, covenants, and conditions as addressed in the Master Agreement dated July 24, 2014 and as specifically hereinafter set forth, the parties do hereby agree as follows:

1. PURPOSE

The purpose of this Task Order is to govern the project management, planning, permitting, bid/award of construction, design and the construction of the Lower Day Basin RMPU Improvement Project.

This project will modify the existing intake structure and install pneumatic gates in the channel. The pneumatic gates will monitor and self-adjust to maintain a water level or rate of discharge over the gate structure in accordance with an established programmable logic controller. The basin's existing embankment will be evaluated and reconstructed to meet the requirements of a dam embankment with the Division of Safety of Dams. Improvement on the embankment may include excavation and keying to prevent piping and seepage.

The potential increase in Recharge with the inlet is 1,469 acre-feet per year as per 2010 RMPU.

2. SCOPE

The activities to be undertaken pursuant to this Task Order include project development to properly establish project's scope and schedule, preliminary design evaluation to define the extent of the upgrades of each site, design for the preparation of the construction plans and specifications for the upgrades, permitting and CEQA review for each site proposed for upgrades, bid/award of the construction contract to the lowest responsible/responsive bidder, and the construction of the basin upgrades. The following is projected cost breakdown and schedule for each of the project phases:

Phase	Start	Finish	Projected Cost
Project Development	07/01/14	12/17/14	\$25,000
Pre-Design	12/18/14	04/10/15	\$30,000
Design	04/13/15	11/05/15	\$145,275
Environmental Impact	05/29/15	10/10/17	\$76,200
Permits	07/28/15	06/01/16	\$66,000
Bid and Award	06/02/16	08/26/16	9,000
Construction	08/29/16	01/16/18	\$2,128,525
		Total	\$2,480,000

3. IEUA RESPONSIBILITIES

IEUA agrees to provide project management and contract administration services that include, but are not limited to:

- Engagement of consulting services as needed for:
 - Preliminary design and Design Engineering services;
 - California Environmental Quality Act (CEQA) compliance and Permitting;
 - Bid and award efforts; and
 - Engineering support during construction
- Management of consultants for the above;
- Approval of progress payments for consultants;
- Recommendation as to change orders for consultants; and
- Payment of consultant invoices

During construction IEUA agrees to provide construction management and contract administration services that include, but are not limited to:

- Engagement of Construction Contract services for:
 - Construction work to implement the upgrades
- Management of contractor for the above;
- Approval of progress payments for contractor;
- Recommendation as to change orders for contractor; and
- Payment of contractor invoices

IEUA will supply all personnel and equipment required to perform the assigned services.

4. WATERMASTER RESPONSIBILITIES

Watermaster agrees that it and its employees and consultants will cooperate with IEUA and its contractors in the performance of services under this Task Order and will provide any necessary documentation and information in Watermaster's possession.

5. BUDGET AND COST ALLOCATION

Unless the scope of work is changed and an increase is authorized by the Parties, the budget for the activities to be undertaken pursuant to this Task Order is two million four hundred eighty thousand dollars (\$2,480,000) ("Budget"), of which \$750,000 in grant funds are available for the Project. The Parties agree that Budget less the grant funds is allocated 100-percent to Watermaster, which is consistent with the methodology described in Section 8.1(b) of the Peace II Agreement, as there is no recycled water component to the project. The Budget includes IEUA capital, administrative, and overhead expenses associated with IEUA's provision of the services described in Section 3, above. The Budget shall be allocated among the Parties as shown in the table below. The Parties shall budget, pursuant to their own budget mechanism, such that each is able to expend the amounts shown in the Fiscal Years shown in the table below.

Lower Bay Basin	Fiscal Year 2014/15	Fiscal Year 2015/16	Fiscal Year 2016/17	Fiscal Year 2017/18	Total
Watermaster	\$49,000	\$140,000	\$140,000	\$1,401,000	\$1,730,000
IEUA	-	-	-	-	\$0
Grant Funding	\$21,000	\$60,000	\$60,000	\$609,000	\$750,000
Total	\$70,000	\$200,000	\$200,000	\$2,010,000	\$2,480,000

6. TOTAL BUDGETED COST

The Parties agree to pay their respective portion of the Budget, less the \$750,000 of available grant funding. The parties shall not be required to pay more than \$1,730,000 ("Total Budgeted Cost").

7. MAXIMUM COSTS TO WATERMASTER

The costs to be required of Watermaster under this Agreement shall be the Total Budgeted Cost that is not paid with available \$750,000 grant money, or \$ 1,730,000.

8. MAXIMUM COSTS TO IEUA

There are no costs to be required of IEUA under this Agreement.

9. TERM

Work to be undertaken pursuant to this Task order shall be initiated upon the Effective Date, as described in Section 11, below. The terms of this Task Order shall remain effective until IEUA's receipt of Watermaster's share of costs expended pursuant to the Budget shown above, so that IEUA may close out the activities.

10. REIMBURSEMENT

Watermaster's reimbursement of IEUA for work performed under this Task Order shall be as provided in Article 3 of the July 24, 2014 Master Agreement.

11. EFFECTIVE DATE

This Task Order No. 2 will become effective upon execution by both Parties.

IN WITNESS WHEREOF, the Parties have executed this Agreement on the day and year and at the place first above written.

CHINO BASIN WATERMASTER

By 
PETER KAVOUNAS
General Manager

INLAND EMPIRE UTILITIES AGENCY

By 
P. JOSEPH GRINDSTAFF
General Manager

**FIRST AMENDMENT
to
TASK ORDER NO. 2
LOWER DAY BASIN RMPU IMPROVEMENT PROJECT
under the
MASTER AGREEMENT REGARDING THE
MANAGEMENT OF COLLABORATIVE RECHARGE PROJECTS
between
INLAND EMPIRE UTILITIES AGENCY
and
CHINO BASIN WATERMASTER**

This First Amendment to Task Order No. 2 is made and entered into as of the ____ day of May, 2017 by and between the Inland Empire Utilities Agency (“IEUA”) and the Chino Basin Watermaster (“Watermaster”) (each a “Party” and collectively, the “Parties”).

RECITALS

A. Task Order No. 2 (“Task Order”) for the Lower Day Basin RMPU Improvement Project (“Project”) was approved by IEUA on August 20, 2014 and by Watermaster on August 28, 2014.

B. On September 4, 2015, IEUA received an executed \$750,000 grant award from the United States Department of the Interior’s Bureau of Reclamation as part of the Bay Delta Restoration Program: CALFED Water Use Efficiency Grant. The grant was awarded toward the construction efforts of the Project and the San Sevaine Basin RMPU Improvement Project. The projects will each receive \$325,000 of these grant funds.

C. During the development and design of the Project, it was determined that a higher recharge yield could be achieved for the Project if the following design elements were implemented:

- a. Raise existing wall heights as high as 13-feet by 140-feet long;
- b. Imbed new diversion gate flush into the existing channel floor; and,
- c. Require multiple redundancy to lower gate.

The added design elements increase the new recharge yield for the Project to 993 acre-feet per year and raise the Project budget to \$4,008,000.

D. On November 17, 2016, the Watermaster Board approved the “Post 2014 Stormwater Recharge Program” as part of the results and findings presented from the completed preliminary design report on the agreed 2013 RMPU projects. Under the Post 2014 Stormwater Recharge Program, the Project was recommended for final design, bidding, and construction.

E. IEUA and Watermaster wish to amend the Task Order to reflect the receipt of grant funding for the Project, to increase the Budget and Total Budgeted Cost and adjust Watermaster’s budget schedule.

NOW THEREFORE IT IS AGREED TO AMEND THE TASK ORDER AS FOLLOWS:

1. Section 2 of the Task Order titled SCOPE shall be amended to read:

The activities to be undertaken pursuant to this Task Order include project development to properly establish the project’s scope and schedule, preliminary design evaluation to define the extent of the upgrades of each site, design for the preparation of the construction plans and specifications for the upgrades, permitting and CEQA review for each site proposed for upgrades, bid/award of the construction contract to the lowest responsible/responsive bidder, and the construction of the basin upgrades. The following is the projected cost breakdown and schedule for each of the project phases:

Phase	Start	Finish	Projected Cost
Project Development	07/01/14	12/17/14	\$25,000
Pre-Design	12/18/14	11/16/16	\$159,000
Environmental Impact	12/18/14	04/20/16	\$44,000
Permits	12/18/14	01/08/18	\$170,000
Design	06/22/17	03/12/18	\$278,000
Bid and Award	03/13/18	06/20/18	9,000
Construction	03/22/18	06/28/19	\$3,323,000
		Total	\$4,008,000

2. Section 5 of the Task Order titled BUDGET AND COST ALLOCATION shall be amended to read:

Unless the scope of work is changed and an increase is authorized by the Parties, the budget for the activities to be undertaken pursuant to this Task Order is four million eight thousand dollars (\$4,008,000) (“Budget”), which includes \$750,000 in grant funding from the Department of Water Resources through the Santa Ana Watershed Project Authority as part of Proposition 84 and \$375,000 in grant funding from the United States Bureau of Reclamation. The Parties agree that responsibility for the Budget less the grant funds is allocated 100-percent to Watermaster, which is consistent with the methodology described in Section 8.1(b) of the Peace II Agreement, as there is no recycled water component to the Project. The Budget includes IEUA capital, administrative, and overhead expenses associated with IEUA’s provision of the services described in Section 3 above. The Budget shall be allocated among the Parties as shown in the table below. The Parties shall budget, pursuant to their own budget mechanism, such that each is able to expend the amounts shown in the Fiscal Years shown in the table below.

Lower Day Basin	Prior Fiscal Years (FY)	FY 17/18	FY 18/19	FY 19/20	FY 20/21	Total
Watermaster	\$335,693	\$315,000	\$1,248,351	\$983,140	\$816	\$2,883,000
IEUA	\$0	-	-	-	-	\$0
Grant Funding	\$0	-	\$1,000,000	\$125,000	-	\$1,125,000
Total	\$335,693	\$315,000	\$2,248,351	\$1,108,140	\$816	\$4,008,000

3. Section 6 of the Task Order titled TOTAL BUDGETED COST shall be amended to read:

The Parties agree to pay their respective portion of the Budget, less the \$1,125,000 of available grant funding. The Parties shall not be required to pay more than two million eight hundred eighty-three thousand dollars (\$2,883,000) ("Total Budgeted Cost").

4. Section 7 of the Task Order titled MAXIMUM COSTS TO WATERMASTER shall be amended to read:

The costs to be required of Watermaster under this Agreement shall be the Total Budgeted Cost that is not paid with the available \$1,125,000 in grant funding, or \$2,883,000.

ALL OTHER PROVISIONS SHALL REMAIN UNCHANGED.

IN WITNESS WHEREOF, the parties hereby have caused this Amendment to be entered into as of the day and year written above.

INLAND EMPIRE UTILITIES AGENCY:

Joseph Grindstaff
General Manager

CHINO BASIN WATERMASTER:

Peter Kavounas
General Manager

THIS PAGE
HAS
INTENTIONALLY
BEEN LEFT
BLANK
FOR PAGINATION

CHINO BASIN WATERMASTER

I. CONSENT CALENDAR

- M. FIRST AMENDMENT TO TASK ORDER NUMBERS 5 (JURUPA PUMP STATION AND HVAC IMPROVEMENTS), AND 6 (WINEVILLE PROOF OF CONCEPT)**



CHINO BASIN WATERMASTER

9641 San Bernardino Road, Rancho Cucamonga, Ca 91730
Tel: 909.484.3888 Fax: 909.484.3890 www.cbwm.org

PETER KAVOUNAS, P.E.
General Manager

STAFF REPORT

DATE: May 18, 2017
TO: Advisory Committee Members
SUBJECT: First Amendment to Task Orders No. 5 (Jurupa Pump Station and HVAC Improvements) and No. 6 (Wineville Proof of Concept) – (Consent Calendar Item I.M.)

SUMMARY

Issue: Task Orders No. 5 and No. 6 need to be amended to reflect the completion of the projects and end the obligations and responsibilities associated with the Task Orders.

Recommendation: Recommend to the Board to approve the amended Task Orders No. 5 and No. 6 and conclude associated obligations.

Financial Impact: There will be no financial impacts. All projects costs have been fully paid in prior years.

Future Consideration

Advisory Committee- May 18, 2017: Recommend to Watermaster Board to approve

Watermaster Board- May 25, 2017: Approval (Upon Advisory Committee recommendation)

ACTIONS:

Appropriative Pool – May 11, 2017: Unanimously recommended to Advisory Committee to recommend to the Watermaster Board to approve

Non-Agricultural Pool – May 11, 2017: Unanimously recommended Advisory Committee and Board representatives to approve the amended Task Order, subject to changes they deem necessary.

Agricultural Pool – May 11, 2017: Unanimously recommended to Advisory Committee to recommend to the Watermaster Board to approve

Advisory Committee – May 18, 2017:

Watermaster Board – May 25, 2017:

BACKGROUND

Task Orders No. 5 and No. 6 were executed on August 28, 2014 under the 2014 Master Cost sharing agreement between Chino Basin Watermaster (CBWM) and the Inland Empire Utility Agency (IEUA). All projects were a 50/50 cost share between IEUA and CBWM.

Task Order No. 5 governed the costs for the Jurupa Pump Station HVAC improvements. The Jurupa Pump Station (PS) is a key recharge facility that directly conveys stormwater runoff, local runoff, imported and recycled water to Cell 1A at the RP-3 Basin. The PS is located on the north-east corner of Jurupa Basin which acts as a pass-through basin for flows intercepted at the nearby San Sevaine Channel. The PS' electrical equipment, such as the motor control center, variable frequency drives (VFDs) and communication equipment, is critical to the operation of the pump station. With high temperatures experienced at the PS, vital controls and switches had been experiencing temperature related failures and shutdowns. The HVAC improvements addressed these critical failures by installing a permanent air conditioning system, roof thermal insulation and controls for the electrical equipment at the Jurupa PS. The project was completed and all cost finalized in June 2015.

Task Order No. 6 governed the costs for the Wineville Proof of Concept Project (POC). The POC was developed to provide information and data to determine the likely benefit if the basins were improved to facilitate artificial groundwater recharge. The primary objective of the POC was to measure Basin infiltration rates and use those rates to estimate the likely annual recharge capacity of the Basin. The investigative project consisted of six cells designed to test and evaluate infiltration rates at strategic locations throughout the Basin. Each of the test cells were 0.5 acres in size and excavated at different depths to gather percolation data for soils above and below the identified clay layer. The study was completed in April 2014 and concluded that the Basin presents an opportunity for groundwater recharge. All costs were paid by January 2015.

DISCUSSION

All projects finished under budget. POC's final costs were \$353,505 and the PS improvements completed at \$77,584. The final invoices were paid to IEUA January 2015 and June 2015, respectively. Funds already collected but not used towards the project were placed into the Carry-Over account which could be used towards other Capital Projects, kept in Reserve, or refunded to the Appropriators on the next Assessment. As of May 2017, there are \$78,116 of Carry-Over funds associated with the Capital Projects.

Staff recommends approving the Task Order Amendments to reflect the completion of the projects and end the obligations and responsibilities between the parties in relation to these finished projects.

ATTACHMENTS

1. Task Order No.5
2. Task Order No.6
3. 1st Amendment to Task Order No. 5
4. 1st Amendment to Task Order No. 6

MASTER AGREEMENT BETWEEN CHINO BASIN WATERMASTER AND INLAND EMPIRE UTILITIES AGENCY REGARDING THE MANAGEMENT OF COLLABORATIVE RECHARGE PROJECTS

TASK ORDER NO. 5
JURUPA PUMP STATION HVAC IMPROVEMENTS

This Task Order is made and entered into as of the 28th day of August, 2014 by and between the Chino Basin Watermaster, hereinafter referred to as "Watermaster" and the Inland Empire Utilities Agency, hereinafter referred to as "IEUA" (each a "Party" and collectively, the "Parties").

In consideration of the mutual promises, covenants, and conditions as addressed in the Master Agreement dated July 24, 2014 and as specifically hereinafter set forth, the parties do hereby agree as follows:

1. PURPOSE

The purpose of this Task Order is to govern the project management, planning, permitting and design/build of the Jurupa Pump Station HVAC Improvements.

The Jurupa Pump Station (PS) is a key recharge facility that directly conveys storm water runoff, local runoff, imported and recycled water to Cell 1A at the RP-3 Basin. The PS is located on the north-east corner of Jurupa Basin which acts as a pass through basin for flows intercepted at the nearby San Sevaine Channel. The PS' electrical equipment, such as the motor control center, variable frequency drives (VFDs) and communication equipment, is critical to the operation of the pump station. With high temperatures experienced at the PS, vital controls and switches has been experiencing temperature related failures and shutdowns. The HVAC improvements will address these critical failures.

2. SCOPE

The activities to be undertaken pursuant to this Task Order include evaluating cost effective solutions, implementing the recommended improvements, and providing project management throughout all project phases. The following is the projected cost breakdown and schedule for each of the project phases:

Phase	Start	Finish	Projected Cost
Project Development	09/02/13	03/20/14	\$3,000
Pre-design	10/31/13	03/03/14	\$5,000
Proposal/Permitting/CEQA	03/04/14	05/14/14	\$12,000
Design/Build	05/14/14	11/30/14	\$280,000
		Total	\$300,000

3. IEUA RESPONSIBILITIES

IEUA agrees to provide project management and contract administration services that include, but are not limited to:

- Engagement of consulting/contract services as needed for:
 - Design/Build Services;
 - California Environmental Quality Act (CEQA) compliance;
 - Permitting;
- Management of consultants for the above;
- Approval of progress payments for consultants;
- Recommendation as to change orders for consultants;
- Payment of consultant invoices

IEUA will supply all personnel and equipment required to perform the assigned services.

4. WATERMASTER RESPONSIBILITIES

Watermaster agrees that it and its employees and consultants will cooperate with IEUA and its contractors in the performance of services under this Task Order and will provide any necessary documentation and information in Watermaster's possession.

5. BUDGET AND COST ALLOCATION

The total projected cost for the activities to be undertaken pursuant to this Task Order is three hundred thousand dollars (\$300,000) unless the scope of work is changed and an increase is authorized by the Parties ("Budget"). The Parties agree that Budget is shared 50-percent by both parties which is consistent with the methodology described in Section 8.1(b) of the Peace II Agreement. The Budget includes IEUA capital, administrative, and overhead expenses associated with IEUA's provision of the services described in Section 3, above. The Budget shall be allocated among the Parties as shown in the table below. The Parties shall budget, pursuant to their own budget mechanism, such that each is able to expend the amounts shown in the Fiscal Years shown in the table below.

Jurupa PS	Fiscal Year 2013/14	Fiscal Year 2014/15	Total
Watermaster	\$30,000	\$120,000	\$150,000
IEUA	\$30,000	\$120,000	\$150,000
Total	\$60,000	\$240,000	\$300,000

6. TOTAL BUDGETED COST.

The Parties agree to pay their respective portion of the total costs, and the parties shall not be required to pay more than \$300,000 ("Total Budgeted Cost").

7. MAXIMUM COSTS TO WATERMASTER

The costs to be required of Watermaster under this Agreement shall not exceed its share of 50-percent of the Total Budgeted Cost, as shown in Section 5 above, or \$150,000.

8. MAXIMUM COSTS TO IEUA

The costs to be required of IEUA under this Agreement shall not exceed its share of 50-percent of the Total Budgeted Cost, as shown in Section 5 above, or \$150,000.

9. TERM

The project that is the subject of this Task Order has been underway since FY 13-14. The provisions of this Task Order shall apply to work undertaken on the project prior to its Effective Date, as described in Section 10, below. The terms of this Task Order shall remain effective until IEUA's receipt of Watermaster's share of costs expended pursuant to the Budget shown above, so that IEUA may close out the activities.

10. REIMBURSEMENT


Watermaster's reimbursement of IEUA for work performed under this Task Order shall be as provided in Article 3 of the July 24, 2014 Master Agreement.

11. EFFECTIVE DATE

This Task Order No. 5 will become effective upon execution by both Parties.

IN WITNESS WHEREOF, the Parties have executed this Agreement on the day and year and at the place first above written.

CHINO BASIN WATERMASTER

By 
PETER KAVOUNAS
General Manager

INLAND EMPIRE UTILITIES AGENCY

By 
P. JOSEPH GRINDSTAFF
General Manager

MASTER AGREEMENT BETWEEN CHINO BASIN WATERMASTER AND INLAND EMPIRE UTILITIES AGENCY REGARDING THE MANAGEMENT OF COLLABORATIVE RECHARGE PROJECTS

TASK ORDER NO. 6
WINEVILLE PROOF OF CONCEPT PROJECT

This Task Order is made and entered into as of the 28th day of August, 2014 by and between the Chino Basin Watermaster, hereinafter referred to as "Watermaster" and the Inland Empire Utilities Agency, hereinafter referred to as "IEUA" (each a "Party" and collectively, the "Parties").

In consideration of the mutual promises, covenants, and conditions as addressed in the Master Agreement dated July 24, 2014 and as specifically hereinafter set forth, the parties do hereby agree as follows:

1. PURPOSE

The purpose of this Task Order is to govern the planning, permitting, design, field testing, and investigative reporting of the Wineville Basin as part of the Wineville Basin Proof of Concept (POC) Project.

2. SCOPE

The activities to be undertaken pursuant to this Task Order include designing of six (6) test cells, weeding the area in preparation of the cells, permitting in preparation of the test cells, surveying in locating the cells, contract work for installing test cells, equipment rental and pumping to conduct the test of each cells, construction management support during the installation of the cells, and documentation of findings. The Wineville Basin Proof of Concept Project was developed to provide information and data to determine the likely benefit if the Basin were improved to facilitate artificial groundwater recharge. The primary objective of the POC is to measure Basin infiltration rates and use those rates to estimate the likely annual recharge capacity of the Basin in the event improvements are constructed. The following is projected cost breakdown and schedule for each of the project phases:

<u>Phase</u>	<u>Start</u>	<u>Finish</u>	<u>Projected Cost</u>
Design	01/11/13	04/30/14	\$22,000
Weeding	09/01/13	09/30/13	\$28,000
Permits	04/24/13	01/17/14	\$2,200
Environmental Assist.	03/01/13	11/30/13	\$22,600
Survey	09/01/13	11/30/13	\$21,000
Construction	06/19/13	04/30/14	\$208,000
Extra Equipment	10/01/13	11/30/13	\$7,500
Ontario Pump Costs	10/01/13	11/30/13	\$19,967
GM/Testing Support	09/01/13	04/30/14	\$50,000
Contingency			\$43,033
		Total	\$424,300

3. IEUA RESPONSIBILITIES

IEUA agrees to provide project management and contract administration services that include, but are not limited to:

- Engagement of consulting services as needed for:
 - Project design;
 - California Environmental Quality Act (CEQA) compliance;
 - Permitting;
- Management of consultants for the above;
- Approval of progress payments for consultants;
- Recommendation as to change orders for consultants;
- Payment of consultant invoices

IEUA will supply all personnel and equipment required to perform the assigned services.

4. WATERMASTER RESPONSIBILITIES

Watermaster agrees that it and its employees and consultants will cooperate with IEUA and its contractors in the performance of services under this Task Order and will provide any necessary documentation and information in Watermaster's possession.

5. BUDGET AND COST ALLOCATION

The total projected cost for the activities to be undertaken pursuant to this Task Order is four hundred twenty-four thousand three hundred dollars (\$424,300) unless the scope of

work is changed and an increase is authorized by the Parties ("Budget"). The Parties agree that Budget is shared 50-percent by both parties which is consistent with the methodology described in Section 8.1(b) of the Peace II Agreement. The Budget includes IEUA capital, administrative, and overhead expenses associated with IEUA's provision of the services described in Section 3, above. The Budget shall be allocated among the Parties as shown in the table below. The Parties shall budget, pursuant to their own budget mechanism, such that each is able to expend the amounts shown in the Fiscal Years shown in the table below.

Wineville POC	Fiscal Year 2014/15	Total
Watermaster	\$212,150	\$212,150
IEUA	\$212,150	\$212,150
Total	\$424,300	\$424,300

6. TOTAL BUDGETED COST

The Parties agree to pay their respective portion of the total costs, and the parties shall not be required to pay more than \$424,300 ("Total Budgeted Cost").

7. MAXIMUM COSTS TO WATERMASTER

The costs to be required of Watermaster under this Agreement shall not exceed its share of 50-percent of the Total Budgeted Cost, as shown in Section 5 above, or \$212,150.

8. MAXIMUM COSTS TO IEUA

The costs to be required of IEUA under this Agreement shall not exceed its share of 50-percent of the Total Budgeted Cost, as shown in Section 5 above, or \$212,150.

9. TERM

The project that is the subject of this Task Order has been underway since FY 12-13. The provisions of this Task Order shall apply to work undertaken on the project prior to its Effective Date, as described in Section 10, below. The terms of this Task Order shall remain effective until IEUA's receipt of Watermaster's share of costs expended pursuant to the Budget shown above, so that IEUA may close out the activities.

10. REIMBURSEMENT

Watermaster's reimbursement of IEUA for work performed under this Task Order shall be as provided in Article 3 of the July 24, 2014 Master Agreement.

11. EFFECTIVE DATE


This Task Order No. 6 will become effective upon execution by both Parties.

IN WITNESS WHEREOF, the Parties have executed this Agreement on the day and year and at the place first above written.

CHINO BASIN WATERMASTER

By 
PETER KAVOUNAS
General Manager

INLAND EMPIRE UTILITIES AGENCY

By 
P. JOSEPH GRINDSTAFF
General Manager

FIRST AMENDMENT
to
TASK ORDER NO. 5
JURUPA PUMP STATION HVAC IMPROVEMENTS PROJECT
under the
MASTER AGREEMENT REGARDING THE
MANAGEMENT OF COLLABORATIVE RECHARGE PROJECTS
between
INLAND EMPIRE UTILITIES AGENCY
and
CHINO BASIN WATERMASTER

This First Amendment to Task Order No. 5 is made and entered into as of the ___ day of May, 2017 by and between the Inland Empire Utilities Agency ("IEUA") and the Chino Basin Watermaster ("Watermaster") (each a "Party" and collectively, the "Parties").

RECITALS

- A. Task Order No. 5 for the Jurupa Pump Station HVAC Improvements Project ("Task Order") was approved by IEUA on August 20, 2014 and Watermaster on August 28, 2014.
- B. Section 9 of the Task Order states: "The terms of this Task Order shall remain effective until IEUA's receipt of Watermaster's share of costs expended pursuant to the Budget shown above, so that IEUA may close out the activities."
- C. The Jurupa Pump Station HVAC Improvements Project is complete. All obligations and responsibilities of IEUA and Watermaster, including payment obligations, described in the Task Order have been satisfied.
- D. IEUA and Watermaster wish to amend the Task Order to reflect the completion of the Jurupa Pump Station HVAC Improvements Project and thereby acknowledge mutual satisfaction of the Parties' obligations and responsibilities in the Task Order.

NOW THEREFORE IT IS AGREED TO AMEND THE TASK ORDER AS FOLLOWS:

- 1. Section 12 shall be added to the Task Order and will read as follows:

As of June 18, 2015, the Jurupa Pump Station HVAC Improvements Project contemplated in the Task Order was completed. The Parties acknowledge that all Watermaster and IEUA obligations and responsibilities created by the Task Order, including payment obligations, have been satisfied. The total cost for the Task Order was \$77,637.33, of which, pursuant to Sections 5, 6, 7 and 8 of the Task Order, Watermaster paid \$38,818.67 and IEUA paid \$38,818.67.

ALL OTHER PROVISIONS SHALL REMAIN UNCHANGED.

IN WITNESS WHEREOF, the Parties hereby have caused this Amendment to be entered into as of the day and year first above written.

INLAND EMPIRE UTILITIES AGENCY:

CHINO BASIN WATERMASTER:

Joseph Grindstaff
General Manager

Peter Kavounas
General Manager

FIRST AMENDMENT
to
TASK ORDER NO. 6
WINEVILLE PROOF OF CONCEPT PROJECT
under the
MASTER AGREEMENT REGARDING THE
MANAGEMENT OF COLLABORATIVE RECHARGE PROJECTS
between
INLAND EMPIRE UTILITIES AGENCY
and
CHINO BASIN WATERMASTER

This First Amendment to Task Order No. 6 is made and entered into as of the ___ day of May, 2017 by and between the Inland Empire Utilities Agency ("IEUA") and the Chino Basin Watermaster ("Watermaster") (each a "Party" and collectively, the "Parties").

RECITALS

A. Task Order No. 6 for the Wineville Proof of Concept Project ("Task Order") was approved by IEUA on August 20, 2014 and Watermaster on August 28, 2014.

B. Section 9 of the Task Order states: "The terms of this Task Order shall remain effective until IEUA's receipt of Watermaster's share of costs expended pursuant to the Budget shown above, so that IEUA may close out the activities."

C. The Wineville Proof of Concept Project is complete. All obligations and responsibilities of IEUA and Watermaster, including payment obligations, described in the Task Order have been satisfied.

D. IEUA and Watermaster wish to amend the Task Order to reflect the completion of the Wineville Proof of Concept Project and thereby acknowledge mutual satisfaction of the Parties' obligations and responsibilities in the Task Order.

NOW THEREFORE IT IS AGREED TO AMEND THE TASK ORDER AS FOLLOWS:

1. Section 12 shall be added to the Task Order and will read as follows:

As of January 14, 2015, the Wineville Proof of Concept Project contemplated in the Task Order was completed. The Parties acknowledge that all Watermaster and IEUA obligations and responsibilities created by the Task Order, including payment obligations, have been satisfied. The total cost for the Task Order was \$353,504.94, of which, pursuant to Sections 5, 6, 7 and 8 of the Task Order, Watermaster paid \$176,752.47 and IEUA paid \$176,752.47.

ALL OTHER PROVISIONS SHALL REMAIN UNCHANGED.

IN WITNESS WHEREOF, the Parties hereby have caused this Amendment to be entered into as of the day and year first above written.

INLAND EMPIRE UTILITIES AGENCY:

CHINO BASIN WATERMASTER:

Joseph Grindstaff
General Manager

Peter Kavounas
General Manager

CHINO BASIN WATERMASTER

I. CONSENT CALENDAR

**N. SECOND AMENDMENT TO TASK ORDER NO. 8 (SAN SEVAINE
BASIN RMPU IMPROVEMENT PROJECT)**



CHINO BASIN WATERMASTER

9641 San Bernardino Road, Rancho Cucamonga, Ca 91730
Tel: 909.484.3888 Fax: 909.484.3890 www.cbwm.org

PETER KAVOUNAS, P.E.
General Manager

STAFF REPORT

DATE: May 18, 2017
TO: Advisory Committee Members
SUBJECT: Second Amendment to Task Order No. 8 (San Sevaine Basin RMPU Improvement Project) (Consent Calendar Item I.N.)

SUMMARY

Issue: Task Order No. 8 (San Sevaine Basin Improvement Project) needs to be amended to reflect the receipt of grant funding for the Project and adjust the reimbursement schedule of the costs to IEUA.

Recommendation: Recommend to the Board to approve the amended Task Order No. 8 (San Sevaine Basin Improvement Project).

Financial Impact: The Total Budget Cost to Watermaster would decrease from \$2,855,000 to \$2,667,500.

Future Consideration

Advisory Committee- May 18, 2017: Recommend to Watermaster Board to approve

Watermaster Board- May 25, 2017: Approval (Upon Advisory Committee recommendation)

ACTIONS:

Appropriative Pool – May 11, 2017: Unanimously recommended to Advisory Committee to recommend to the Watermaster Board to approve

Non-Agricultural Pool – May 11, 2017: Unanimously recommended Advisory Committee and Board representatives to approve the amended Task Order, subject to changes they deem necessary.

Agricultural Pool – May 11, 2017: Unanimously recommended to Advisory Committee to recommend to the Watermaster Board to approve

Advisory Committee – May 18, 2017:

Watermaster Board – May 25, 2017:

BACKGROUND

The Chino Basin Watermaster (Watermaster) and the Inland Empire Utilities Agency (IEUA) are partners in many recharge related projects throughout the Basin. On July 24, 2014 Watermaster and IEUA entered into a Master Agreement regarding the Management of Collaborative Recharge Projects (Master Agreement). Pursuant to the Master Agreement, Watermaster and IEUA proposed to enter into project specific agreements for services, which are incorporated into the Master Agreement, describing the scope, budget, and schedule of the services to be performed, the respective cost share of each Party and any special conditions of performance and other information deemed necessary by the Parties (Task Orders).

Task Order 8 (Attachment 1) relates to the San Sevaine Basin RMPU Improvement Project (Project) which is on an accelerated track to take advantage of a grant secured from the Department of Water Resources through the Santa Ana Watershed Project Authority. Based on the results of the Preliminary Design Report (PDR), the Joint Projects Committee, now the Recharge Investigations and Projects Committee (RIPCom), made a recommendation to the Watermaster Board to increase the total project budget from \$3.5 Million to \$6.46 Million. The increase in cost was due a more complex scope of work. The PDR recommended for design and construction of a common piping system to convey both stormwater from Basin 5 and recycled water from IEUA's existing distribution system to Basins 1, 2, and 3, which recharge more efficiently than Basin 5. The final PDR also recommended a dual pump station in Basin 5 for operational reliability of stormwater conveyance to Basins 1, 2, and 3.

The modified project expects to provide an average of 669 acre-feet per year of stormwater and 4,100 acre-feet per year of recycled water groundwater recharge. The Board approved the increase by approving the First Amendment to Task Order No. 8 in April 2015. (Attachment 2)

DISCUSSION

In January of 2016, the Project was awarded \$375,000 federal grant from the US Bureau of Reclamation. Watermaster's share of the San Sevaine Basin RMPU Improvement Project costs decreased from \$2,855,000 to \$2,667,500 due to the receipt of this additional grant funding.

Staff recommends that the Second Amendment to Task Order No. 8 (Attachment 3) is approved to reflect all the updated costs associated with the project.

ATTACHMENTS

1. Task Order No. 8 (San Sevaine RMPU Improvement Project)
2. First Amendment to Task Order No. 8 (San Sevaine RMPU Improvement Project)
3. Second Amendment to Task Order No. 8 (San Sevaine RMPU Improvement Project)

MASTER AGREEMENT BETWEEN CHINO BASIN WATERMASTER AND INLAND EMPIRE UTILITIES AGENCY REGARDING THE MANAGEMENT OF COLLABORATIVE RECHARGE PROJECTS

TASK ORDER NO. 8
SAN SEVAINE BASIN RMPU IMPROVEMENT PROJECT

This Task Order is made and entered into as of the 28th day of August, 2014 by and between the Chino Basin Watermaster, hereinafter referred to as "Watermaster" and the Inland Empire Utilities Agency, hereinafter referred to as "IEUA" (each a "Party" and collectively, the "Parties").

In consideration of the mutual promises, covenants, and conditions as addressed in the Master Agreement dated July 24, 2014 and as specifically hereinafter set forth, the parties do hereby agree as follows:

1. PURPOSE

The purpose of this Task Order is to govern the project management, planning, permitting, bid/award of construction, design and the construction of the San Sevaire Basin RMPU Improvement Project (RMPU Project Identification - 7).

The purpose of the project is to evaluate and propose construction improvements, and to implement construction improvements needed to maximize infiltration and recharge at the San Sevaire Basins. Depending upon the evaluation, one or more of the following measures will be implemented: (1) construct a new stormwater/recycled water pump station and pipeline, (2) extend the existing RW pipeline, (3) re-grade and deepen basin, and (4) construct internal berms.

The basins consist of five, soft-bottomed basins along the San Sevaire Channel. The basins encompass approximately 93 acres with the potential to recharge up to 8,500 acre-feet per year (AFY) of recycled water (RW), storm water (SW) and imported water. The basins currently operate by delivering most flow to Basin No. 5, which has the lowest infiltration rate as compared to the other basins. This has limited current recharge to approximately 500 AFY.

2. SCOPE

The activities to be undertaken pursuant to this Task Order include project development to properly establish project's scope and schedule, preliminary design evaluation to define the extent of the upgrades of each site, design for the preparation of the construction plans and specifications for the upgrades, permitting and CEQA review for each site

proposed for upgrades, bid/award of the construction contract to the lowest responsible/responsive bidder, and the construction of the improvements. The following is projected cost breakdown and schedule for each of the project phases:

<u>Phase</u>	<u>Start</u>	<u>Finish</u>	<u>Projected Cost</u>
Pre-design	10/1/2012	7/24/2014	\$252,300
Environmental Impact	6/26/2013	9/26/2014	\$32,200
Design	9/10/2014	6/18/2015	\$216,200
Permits	5/15/2013	12/22/2015	\$107,300
Bid and Award	7/6/2015	9/18/2015	\$11,600
Construction	12/23/2015	4/3/2017	\$2,930,400
		Total	\$3,550,000

3. IEUA RESPONSIBILITIES

IEUA agrees to provide project management and contract administration services that include, but are not limited to:

- Engagement of consulting services as needed for:
 - Preliminary design and Design Engineering services;
 - California Environmental Quality Act (CEQA) compliance and Permitting;
 - Bid and award efforts; and
 - Engineering support during construction
- Management of consultants for the above;
- Approval of progress payments for consultants;
- Recommendation as to change orders for consultants; and
- Payment of consultant invoices

During construction IEUA agrees to provide construction management and contract administration services that include, but are not limited to:

- Engagement of Construction Contract services for:
 - Construction work to implement the upgrades
- Management of contractor for the above;
- Approval of progress payments for contractor;
- Recommendation as to change orders for contractor; and
- Payment of contractor invoices

IEUA will supply all personnel and equipment required to perform the assigned services.

4. WATERMASTER RESPONSIBILITIES

Watermaster agrees that it and its employees and consultants will cooperate with IEUA and its contractors in the performance of services under this Task Order and will provide any necessary documentation and information in Watermaster's possession.

5. BUDGET AND COST ALLOCATION

Unless the scope of work is changed and an increase is authorized by the Parties the budget for the activities to be undertaken pursuant to this Task Order is three million five hundred thousand dollars (\$3,550,000) ("Budget"), of which \$750,000 in grant funds are available for the Project. The Parties agree that Budget less the grant funds is shared 50-percent by both parties which is consistent with the methodology described in Section 8.1(b) of the Peace II Agreement. The Budget includes IEUA capital, administrative, and overhead expenses associated with IEUA's provision of the services described in Section 3, above. The Budget shall be allocated among the Parties as shown in the table below. The Parties shall budget, pursuant to their own budget mechanism, such that each is able to expend the amounts shown in the Fiscal Years shown in the table below.

San Sevaine Basin	Fiscal Year 2013/14	Fiscal Year 2014/15	Fiscal Year 2015/16	Fiscal Year 2016/17	Total
Watermaster	-	\$475,000	\$462,500	\$462,500	\$1,400,000
IEUA	\$63,000	\$412,000	\$462,500	\$462,500	\$1,400,000
Grant Funding	\$27,000	\$220,000	\$251,500	\$251,500	\$750,000
Total	\$90,000	\$1,107,000	\$1,176,500	\$1,176,500	\$3,550,000

6. TOTAL BUDGETED COST

The Parties agree to pay their respective portion of the Budget, less the \$750,000 of available grant funding. The parties shall not be required to pay more than \$2,800,000 ("Total Budgeted Cost").

7. MAXIMUM COSTS TO WATERMASTER

The costs to be required of Watermaster under this Agreement shall be the Total Budgeted Cost that is not paid with available \$750,000 grant money, or \$1,400,000.

8. MAXIMUM COSTS TO IEUA

The costs to be required of IEUA under this Agreement shall be the Total Budgeted Cost that is not paid with available \$750,000 grant money, or \$1,400,000.

9. TERM

Work to be undertaken pursuant to this Task order shall be initiated upon the Effective Date, as described in Section 11, below. The terms of this Task Order shall remain effective until IEUA's receipt of Watermaster's share of costs expended pursuant to the Budget shown above, so that IEUA may close out the activities.

10. REIMBURSEMENT

Watermaster's reimbursement of IEUA for work performed under this Task Order shall be as provided in Article 3 of the July 24, 2014 Master Agreement.


11. EFFECTIVE DATE

This Task Order No. 8 will become effective upon execution by both Parties.

IN WITNESS WHEREOF, the Parties have executed this Agreement on the day and year and at the place first above written.

CHINO BASIN WATERMASTER

By 
PETER KAVOUNAS
General Manager

INLAND EMPIRE UTILITIES AGENCY
By 
P. JOSEPH GRINDSTAFF
General Manager

**FIRST AMENDMENT
to
TASK ORDER NO. 8
SAN SEVAINE BASIN RMPU IMPROVEMENT PROJECT
under the
MASTER AGREEMENT REGARDING THE
MANAGEMENT OF COLLABORATIVE RECHARGE PROJECTS
between
INLAND EMPIRE UTILITIES AGENCY
and
CHINO BASIN WATERMASTER**

This First Amendment to Task Order No. 8 is made and entered into as of the 1ST day of April, 2015 by and between the Inland Empire Utilities Agency (IEUA) and the Chino Basin Watermaster (Watermaster) (each a "Party" and collectively, the "Parties").

RECITALS

- A. Task Order No. 8 for the San Sevaime Basin RMPU Improvement Project (the "Task Order") was approved by IEUA on August 20, 2014, and by Watermaster on August 28, 2014.
- B. The recommended design approach for the San Sevaime Basin RMPU Improvement Project ("Project") necessitates a change to the Project's total budget from \$3.55 million to \$6.46 million.
- C. IEUA and Watermaster wish to amend that Task Order to reflect the necessary budget increase and to adjust the reimbursement schedule under which Watermaster provides its share of the costs to IEUA.

NOW THEREFORE IT IS AGREED TO AMEND THE TASK ORDER AS FOLLOWS:

1. Section 2 of the Task Order titled SCOPE shall be amended to read:

The activities to be undertaken pursuant to this Task Order include project development to properly establish project's scope and schedule, preliminary design evaluation to define the extent of the upgrades of each site, design for the preparation of the construction plans and specifications for the upgrades, permitting and CEQA review for each site proposed for upgrades, bid/award of the construction contract to the lowest responsible/responsive bidder, and the construction of the improvements. The following is projected cost breakdown and schedule for each of the project phases:

<u>Phase</u>	<u>Start</u>	<u>Finish</u>	<u>Projected Cost</u>
Pre-design	10/1/2012	5/21/2015	\$200,000
Environmental Impact	6/26/2013	6/24/2015	\$32,200
Design	5/22/2015	1/6/2016	\$206,200
Permits	6/26/2013	1/6/2016	\$100,000
Bid and Award	1/7/2016	3/22/2016	\$11,600
Construction	3/23/2016	6/26/2017	\$5,910,000
		Total	\$6,460,000

2. Section 5 of the Task Order titled BUDGET AND COST ALLOCATION shall be amended to read:

Unless the scope of work is changed and an increase is authorized by the Parties the budget for the activities to be undertaken pursuant to this Task Order is three million five hundred thousand dollars (\$6,460,000) ("Budget"), of which \$750,000 in grant funds are available for the Project. The Parties agree that Budget less the grant funds is shared 50-percent by both parties which is consistent with the methodology described in Section 8.1(b) of the Peace II Agreement. The Budget includes IEUA capital, administrative, and overhead expenses associated with IEUA's provision of the services described in Section 3, above. The Budget shall be allocated among the Parties as shown in the table below. The Parties shall budget, pursuant to their own budget mechanism, such that each is able to expend the amounts shown in the Fiscal Years shown in the table below.

<u>San Sevalne Basin</u>	<u>Fiscal Year 2013/14</u>	<u>Fiscal Year 2014/15</u>	<u>Fiscal Year 2015/16</u>	<u>Fiscal Year 2016/17</u>	<u>Total</u>
Watermaster	-	\$475,000	\$1,126,900	\$1,253,100	\$2,855,000
IEUA	\$63,000	\$412,000	\$1,126,900	\$1,253,100	\$2,855,000
Grant Funding	\$27,000	\$220,000	\$251,500	\$251,500	\$750,000
Total	\$90,000	\$1,107,000	\$2,505,300	\$2,757,700	\$6,460,000

3. Section 6 of the Task Order titled TOTAL BUDGETED COST shall be amended to read:

The Parties agree to pay their respective portion of the Budget, less the \$750,000 of available grant funding. The parties shall not be required to pay more than \$5,710,000 ("Total Budgeted Cost").

4. Section 7 of the Task Order titled MAXIMUM COSTS TO WATERMASTER shall be amended to read:

The costs to be required of Watermaster under this Task Order shall be the Total Budgeted Cost that is not paid with available \$750,000 grant money, or \$2,855,000.


5. Section 8 of the Task Order titled MAXIMUM COSTS TO IEUA shall be amended to read:

The costs to be required of IEUA under this Task Order shall be the Total Budgeted Cost that is not paid with available \$750,000 grant money, or \$2,855,000.

ALL OTHER PROVISIONS SHALL REMAIN UNCHANGED.


IN WITNESS WHEREOF, the parties hereby have caused this Amendment to be entered into as of the day and year written above.

INLAND EMPIRE UTILITIES AGENCY:



Joseph Grindstaff
General Manager

CHINO BASIN WATERMASTER:



Peter Kavounas
General Manager

THIS PAGE
HAS
INTENTIONALLY
BEEN LEFT
BLANK
FOR PAGINATION

**SECOND AMENDMENT
to
TASK ORDER NO. 8
SAN SEVAINE BASIN RMPU IMPROVEMENT PROJECT
under the
MASTER AGREEMENT REGARDING THE
MANAGEMENT OF COLLABORATIVE RECHARGE PROJECTS
between
INLAND EMPIRE UTILITIES AGENCY
and
CHINO BASIN WATERMASTER**

This Second Amendment to Task Order No. 8 is made and entered into as of the ____ day of May, 2017 by and between the Inland Empire Utilities Agency ("IEUA") and the Chino Basin Watermaster ("Watermaster") (each a "Party" and collectively, the "Parties").

RECITALS

A. Task Order No. 8 ("Task Order") for the San Sevaine Basin RMPU Improvement Project ("Project") was approved by IEUA on August 20, 2014 and Watermaster on August 28, 2014.

B. The First Amendment to the Task Order was entered into by IEUA and Watermaster, effective April 1, 2015. The Task Order was amended to increase the total budget for the project to \$6,460,000.

B. On September 4, 2015, IEUA received an executed \$750,000 grant award from the United States Department of the Interior's Bureau of Reclamation as part of the Bay Delta Restoration Program: CALFED Water Use Efficiency Grant. The grant was awarded toward the construction efforts of the Lower Day Basin Improvement Project and the Project. The projects will each receive \$325,000 of these grant funds.

C. IEUA and Watermaster wish to amend the Task Order to reflect the receipt of grant funding for the Project and adjust the reimbursement schedule under which Watermaster will provide its share of the costs to IEUA.

NOW THEREFORE IT IS AGREED TO AMEND THE TASK ORDER AS FOLLOWS:

1. Section 5 of the Task Order titled BUDGET AND COST ALLOCATION shall be amended to read:

Unless the scope of work is changed and an increase is authorized by the Parties, the budget for the activities to be undertaken pursuant to this Task Order is six million four hundred sixty thousand dollars (\$6,460,000) ("Budget"), which includes \$750,000 in grant

funding from the Department of Water Resources through the Santa Ana Watershed Project Authority as part of Proposition 84 and \$375,000 in grant funding from the United States Bureau of Reclamation. The Parties agree that responsibility for the Budget less the grant funds is shared 50-percent by both parties which is consistent with the methodology described in Section 8.1(b) of the Peace II Agreement, as there is a recycled water component to the Project. The Budget includes IEUA capital, administrative, and overhead expenses associated with IEUA’s provision of the services described in Section 3 above. The Budget shall be allocated among the Parties as shown in the table below. The Parties shall budget, pursuant to their own budget mechanism, such that each is able to expend the amounts shown in the Fiscal Years shown in the table below.

San Sevaine Basin	Prior Fiscal Years (FY)	FY17/18	FY 18/19	FY 19/20	FY 20/21	Total
Watermaster	\$525,888	\$1,660,000	\$211,287	\$270,325	-	\$2,667,500
IEUA	\$525,888	\$1,660,000	\$211,287	\$270,325	-	\$2,667,500
Grant Funding	\$0	\$1,000,000	\$125,000	\$0	\$0	\$1,125,000
Total	\$1,051,776	\$4,320,000	\$547,574	\$540,650	\$0	\$6,460,000

- Section 6 of the Task Order titled TOTAL BUDGETED COST shall be amended to read:

The Parties agree to pay their respective portions of the Budget, less the \$1,125,000 of available grant funding. The Parties shall not be required to pay more than five million three hundred thirty-five thousand dollars (\$5,335,000) (“Total Budgeted Cost”).

- Section 7 of the Task Order titled MAXIMUM COSTS TO WATERMASTER shall be amended to read:

The costs to be required of Watermaster under this Task Order shall not exceed its share of the Total Budgeted Cost, as shown in Section 5 above, or \$2,667,500.

- Section 8 of the Task Order titled MAXIMUM COSTS TO IEUA shall be amended to read:

The costs to be required of IEUA under this Task Order shall not exceed its share of the Total Budgeted Cost, as shown in Section 5 above, or \$2,667,500.

ALL OTHER PROVISIONS SHALL REMAIN UNCHANGED.

IN WITNESS WHEREOF, the parties hereby have caused this Amendment to be entered into as of the day and year written above.

INLAND EMPIRE UTILITIES AGENCY:

Joseph Grindstaff
General Manager

CHINO BASIN WATERMASTER:

Peter Kavounas
General Manager

THIS PAGE
HAS
INTENTIONALLY
BEEN LEFT
BLANK
FOR PAGINATION

CHINO BASIN WATERMASTER

I. CONSENT CALENDAR

O. TASK ORDER NO. 9 UNDER MASTER AGREEMENT FOR COLLABORATIVE RECHARGE PROJECTS (RMPU IMPROVEMENT PROJECT 23a)



CHINO BASIN WATERMASTER

9641 San Bernardino Road, Rancho Cucamonga, Ca 91730
Tel: 909.484.3888 Fax: 909.484.3890 www.cbwm.org

PETER KAVOUNAS, P.E.
General Manager

STAFF REPORT

DATE: May 18, 2017
TO: Advisory Committee Members
SUBJECT: Task Order No. 9 Under the Master Agreement for Collaborative Recharge Projects (RMPU Improvement Project 23a) (Consent Calendar Item I.O.)

SUMMARY

Issue: Removal of the selected Post-2014 Stormwater Projects from Task Order No. 1 to individual Task Orders to increase transparency with future costs and associated grant funding.

Recommendation: Recommend to the Board to approve Task Order No. 9, RMPU Improvement Project 23a (2013 RMPU proposed Wineville PS to Jurupa, expanded Jurupa PS to RP3 Basin and 2013 RP3 Improvements Project).

Financial Impact:

None for this Fiscal Year. The project's cost was captured in Task Order No. 1 (2013 Amendment Yield Enhancement Projects) and, if approved, will be moved to the new Task Order. Future costs are shown in the Budget and Cost Allocation Table in the Task Order.

Future Consideration

Advisory Committee- May 18, 2017: Recommend to Watermaster Board to approve
Watermaster Board- May 25, 2017: Approval (Upon Advisory Committee recommendation)

ACTIONS:

Appropriative Pool – May 11, 2017: Unanimously recommended to Advisory Committee to recommend to the Watermaster Board to approve

Non-Agricultural Pool – May 11, 2017: Unanimously recommended Advisory Committee and Board representatives to approve the Task Order, subject to changes they deem necessary.

Agricultural Pool – May 11, 2017: Unanimously recommended to Advisory Committee to recommend to the Watermaster Board to approve

Advisory Committee – May 18, 2017:

Watermaster Board – May 25, 2017:

BACKGROUND

The Chino Basin Watermaster (Watermaster) and the Inland Empire Utilities Agency (IEUA) are partners in many recharge related projects throughout the Basin. On July 24, 2014 Watermaster and IEUA entered into a Master Agreement regarding the Management of Collaborative Recharge Projects ("Master Agreement"). Pursuant to the Master Agreement, Watermaster and IEUA proposed to enter into project specific agreements for services, which are incorporated into the Master Agreement, describing the scope, budget, and schedule of the services to be performed, the respective cost share of each Party and any special conditions of performance and other information deemed necessary by the Parties ("Task Orders").

DISCUSSION

In November 2016, the Watermaster Board approved the Post-2014 Stormwater Recharge Projects. The soft costs associated with the projects were captured in Task Order No. 1 along with other projects contemplated in the Recharge Master Plan Update (RMPU) but were deferred.

Staff recommends separating the projects selected to move forward from the deferred projects in order to be more transparent with future costs and associated grant funding, rather than having the totals blended as a group of projects.

Task Order No. 9 (Attachment 1) governs the costs associated with the 2013 RMPU Proposed Wineville Pump Station to Jurupa, Expanded Jurupa Pump Station to RP3 Basin, and 2013 RP3 Improvements (Project ID "PID" 23a). The proposed project consists of four major recharge improvements components, which, when completed, will divert and recharge an additional 2,921 AFY of stormwater and dry-weather runoff from the area and 2,905 AFY of recycled water from IEUA's distribution system. The following is an overview of the four project components of PID 23a:

1. Stormwater Distribution System - Hydraulically connect Wineville, Jurupa, and RP3 Basins to effectively capture and store stormwater. Add a new pump station at Wineville, provide an additional pump at Jurupa, and lay over 2-miles of new conveyance pipe to provide stormwater conveyance from Wineville Basin to Jurupa Basin.
2. Wineville Basin Improvements – Convert an existing flood control basin into a multipurpose use where new basin activities will include groundwater recharge of stormwater and dry-weather runoff. The conversion will include adding spillway gate structure to raise storage volume; gating existing outlet with motorized actuators, and re-grade basin floor to effectively manage silts.
3. Jurupa Basin Improvements - Improve Jurupa Basin's stormwater capture by replacing the existing diversion with a higher capacity diversion.
4. RP-3 Basin Improvements - Increase conservation storage with added new RP3 Cell, and new pipes and gate to connect the new cell to stormwater. The project assumes the reduction hauling cost by 90% by working with local contractors/haulers to remove soil at no or low cost.

The Task Order includes all associated planning and development costs from Task Order No. 1 as well as the projected construction costs that have been discussed at Recharge Investigations and Projects Committee meetings. With a total project cost of \$16.4 million, and a recently secured grant of \$8.5 million, Watermaster's share is \$7.5 million.

ATTACHMENTS

1. Task Order No. 9: 2013 RMPU Amendment Yield Enhancement Projects – Planning, Permitting and Design

THIS PAGE
HAS
INTENTIONALLY
BEEN LEFT
BLANK
FOR PAGINATION

MASTER AGREEMENT BETWEEN CHINO BASIN WATERMASTER AND INLAND EMPIRE UTILITIES AGENCY REGARDING THE MANAGEMENT OF COLLABORATIVE RECHARGE PROJECTS

**TASK ORDER NO. 9
RMPU IMPROVEMENT PROJECT 23a**

This Task Order is made and entered into as of the ____ day of May, 2017 by and between the Chino Basin Watermaster, hereinafter referred to as "Watermaster," and the Inland Empire Utilities Agency, hereinafter referred to as "IEUA" (each a "Party" and collectively, the "Parties").

In consideration of the mutual promises, covenants, and conditions as addressed in the Master Agreement dated July 24, 2014, as amended thereafter, and as specifically hereinafter set forth, the Parties do hereby agree as follows:

1. PURPOSE

The purpose of this Task Order is to govern the project management, planning, permitting, bid/award of construction, design and construction of the 2013 RMPU Proposed Wineville PS to Jurupa, Expanded Jurupa PS to RP3 Basin, and 2013 Proposed RP3 Improvements Project (RMPU Improvements Project ID 23a) ("Project").

The Project consists of four major recharge improvement components and, when completed, will divert and recharge an additional 2,921 acre-feet per year ("AFY") of stormwater and dry-weather runoff from the area and 2,905 AFY of recycled water from IEUA's distribution system. The following is an overview of the Project's four components:

1. Stormwater Distribution System – Hydraulically connect the Wineville, Jurupa, and RP3 basins to effectively capture and store stormwater. Add a new pump station at Wineville, provide an additional pump at Jurupa, and lay over two miles of new conveyance pipe to provide stormwater conveyance from Wineville Basin to Jurupa Basin.
2. Wineville Basin Improvements – Convert an existing flood control basin into a multipurpose recharge basin where new activities will include groundwater recharge of stormwater and dry-weather runoff. The conversion will include adding a spillway gate structure to raise storage volume, gating an existing outlet with motorized actuators, and re-grading the basin floor to effectively manage silts.
3. Jurupa Basin Improvements – Improve Jurupa Basin's stormwater capture by replacing the existing diversion with a higher capacity diversion.

4. RP-3 Basin Improvements – Increase conservation storage by adding a new RP3 Cell, and new pipes and a gate to connect the new cell to stormwater. The project assumes the reduction of hauling costs by 90% by working with local contractors/haulers to remove soil at no or low cost.

On November 17, 2016, the Watermaster Board approved the “Post 2014 Stormwater Recharge Program” as part of the results and findings presented from the completed preliminary design report on the agreed upon 2013 RMPU projects. Under the “Post 2014 Stormwater Recharge Program,” the Project was recommended for final design, bidding, and construction.

2. SCOPE

The activities to be undertaken pursuant to this Task Order include project development to properly establish the Project’s scope and schedule, preliminary design evaluation to define the extent of the upgrades of each site, design for the preparation of the construction plans and specifications for the upgrades, permitting and California Environmental Quality Act (“CEQA”) review for each site proposed for upgrades, bid/award of the construction contract to the lowest responsible/responsive bidder, and the construction of the basin upgrades. The following is the projected cost breakdown and schedule for each of the Project phases:

Phase	Start	Finish	Projected Cost
Project Development	07/01/14	12/17/14	\$14,600
Pre-Design	12/18/14	11/16/16	\$407,900
Environmental Impact	12/18/14	04/20/16	\$179,500
Permits	12/18/14	01/08/18	\$52,400
Design	06/22/17	03/12/18	\$1,372,500
Bid and Award	03/13/18	06/20/18	15,000
Construction	03/22/18	06/28/19	\$14,441,000
Total			\$16,482,900

As of the date upon which the Parties enter into this Task Order, the Project development, pre-design and environmental impact phases of the Project have been completed and the Parties acknowledge that all funds for these phases have been expended and reimbursed, as applicable. The Task Order does not create any further rights or responsibilities for either of the Parties with respect to these phases of the Project.

3. IEUA RESPONSIBILITIES

IEUA agrees to provide Project management and contract administration services that include, but are not limited to:

- Engagement of consulting services as needed for:
 - Preliminary design and design engineering services;
 - CEQA compliance and permitting;
 - Bid and award efforts; and,
 - Engineering support during construction
- Management of consultants for the above;
- Approval of progress payments for consultants;
- Recommendations as to change orders for consultants; and,
- Payment of consultant invoices

During construction, IEUA agrees to provide construction management and contract administration services that include, but are not limited to:

- Engagement of construction contract services for:
 - Construction work to implement the upgrades
- Management of contractors for the above;
- Approval of progress payments for contractors;
- Recommendations as to change orders for contractors; and,
- Payment of contractor invoices

IEUA will supply all personnel and equipment required to perform the assigned services.

4. WATERMASTER RESPONSIBILITIES

Watermaster agrees that it and its employees and consultants will cooperate with IEUA and its contractors in the performance of services under this Task Order and will provide any necessary documentation and information in Watermaster's possession.

5. BUDGET AND COST ALLOCATION

Unless the scope of work is changed and an increase is authorized by the Parties, the budget for the activities to be undertaken pursuant to this Task Order is sixteen million four hundred eighty-two thousand nine hundred dollars (\$16,482,900) ("Budget"), of which

\$8,541,450 is available in grant funds. The grant funds available for each phase of the Project are as follows:

Available Grants	Stormwater Distribution System	Wineville Basin	Jurupa Basin	RP-3 Basin	Total
State Water Resources Control Board - Storm Water Grant Program	\$5,192,120	\$1,895,530	\$741,730	\$412,070	\$8,241,450
United States Department of Interior Bureau of Reclamation – Drought Resiliency	-	-	-	\$300,000	\$300,000
Total	\$5,192,120	\$1,895,530	\$741,730	\$712,070	\$8,541,450

The Parties agree that the Budget less the grant funds is shared consistent with the methodology described in Peace II Agreement Section 8.1(b), and that IEUA’s share of the costs is based on a 50% allocation of the costs of those portions of the project for which there is a recycled water component. The Budget includes IEUA capital, administrative, and overhead expenses associated with IEUA’s provision of the services described in Section 3 above. The total budget allocation by Party and project component is as follows:

Project	Stormwater Distribution System	Wineville Basin	Jurupa Basin	RP-3 Basin	Total
Watermaster	\$4,792,080	\$1,692,470	\$682,270	\$387,315	\$7,554,135
IEUA	-	-	-	\$387,315	\$387,315
Grants	\$5,192,120	\$1,895,530	\$741,730	\$712,070	\$8,541,450
Total	\$9,984,200	\$3,588,000	\$1,424,000	\$1,486,700	\$16,482,900

The Parties shall budget, pursuant to their own budget mechanism, such that each is able to expend the amounts shown in the Fiscal Years shown in the table below.

PID 23a	Prior Fiscal Years (FY)	FY 17/18	FY 18/19	FY 19/20	FY 20/21	Total
Watermaster	\$903,553	\$953,803	\$1,663,701	\$3,968,249	\$64,829	\$7,554,135
IEUA	\$250,250	\$100,000	\$37,065	-	-	\$387,315
SWRCB Grant	\$0	-	\$7,000,000	\$1,141,450	\$100,000	\$8,241,450
USBR Grant	\$0	\$100,000	\$200,000	-	-	\$300,000
Total	\$1,153,803	\$1,153,803	\$8,900,766	\$5,109,699	\$164,829	\$16,482,900

6. TOTAL BUDGETED COST

The Parties agree to pay their respective portion of the Budget, less the available grant funding. The Parties shall not be required to pay more than \$7,941,450 ("Total Budgeted Cost").

7. MAXIMUM COSTS TO WATERMASTER

The costs to be required of Watermaster shall not exceed its share of the Total Budgeted Cost, as shown in Section 5 above, or \$7,554,135.

8. MAXIMUM COSTS TO IEUA

The costs to be required of IEUA shall not exceed its share of the Total Budgeted Cost, as shown in Section 5 above, or \$387,315.

9. TERM

The Project has been underway since FY 14-15. This Task Order shall not create any new responsibilities or obligations for either Party for phases of the Project completed prior to the entrance into this Task Order. The terms of this Task Order shall remain effective until IEUA's receipt of Watermaster's share of costs expended pursuant to the Budget shown above, so that IEUA may close out the activities.

10. REIMBURSEMENT

Watermaster's reimbursement of IEUA for work performed under this Task Order shall be as provided in Article 3 of the July 24, 2014 Master Agreement and as amended thereafter.

11. EFFECTIVE DATE

This Task Order No. 9 will be deemed effective as of August 28, 2014. The Task Order will apply retroactively and govern all work undertaken on the Project from August 28, 2014 until the Project is completed and this Task Order expires.

IN WITNESS WHEREOF, the Parties have executed this Agreement on the day and year and at the place first above written.


CHINO BASIN WATERMASTER

By _____
PETER KAVOUNAS
General Manager

INLAND EMPIRE UTILITIES AGENCY

By _____
P. JOSEPH GRINDSTAFF
General Manager

038350\0033\15562071.3



CHINO BASIN WATERMASTER

I. CONSENT CALENDAR

P. TASK ORDER NO. 10 UNDER MASTER AGREEMENT FOR
COLLABORATIVE RECHARGE PROJECTS (VICTORIA BASIN
IMPROVEMENT PROJECT)



CHINO BASIN WATERMASTER

9641 San Bernardino Road, Rancho Cucamonga, Ca 91730
Tel: 909.484.3888 Fax: 909.484.3890 www.cbwm.org

PETER KAVOUNAS, P.E.
General Manager

STAFF REPORT

DATE: May 18, 2017
TO: Advisory Committee Members
SUBJECT: Task Order No. 10 Under the Master Agreement for Collaborative Recharge Projects (Victoria Basin Improvement Project) (Consent Calendar Item I.P.)

SUMMARY

Issue: Removal of the selected Post-2014 Stormwater Projects from Task Order No. 1 to individual Task Orders to increase transparency with future costs and associated grant funding.

Recommendation: Recommend to the Board to approve Task Order No. 10, Victoria Basin Improvement Project (PID 11).

Financial Impact:

None for this Fiscal Year. The project's cost was captured in Task Order No. 1 (2013 Amendment Yield Enhancement Projects) and, if approved, will be moved to the new Task Order. Future costs are shown in the Budget and Cost Allocation Table in the Task Order.

Future Consideration

Advisory Committee- May 18, 2017: Recommend to Watermaster Board to approve
Watermaster Board- May 25, 2017: Approval (Upon Advisory Committee recommendation)

ACTIONS:

Appropriative Pool – May 11, 2017: Unanimously recommended to Advisory Committee to recommend to the Watermaster Board to approve

Non-Agricultural Pool – May 11, 2017: Unanimously recommended Advisory Committee and Board representatives to approve the Task Order, subject to changes they deem necessary.

Agricultural Pool – May 11, 2017: Unanimously recommended to Advisory Committee to recommend to the Watermaster Board to approve

Advisory Committee – May 18, 2017:

Watermaster Board – May 25, 2017:

BACKGROUND

The Chino Basin Watermaster (Watermaster) and the Inland Empire Utilities Agency (IEUA) are partners in many recharge related projects throughout the Basin. On July 24, 2014 Watermaster and IEUA entered into a Master Agreement regarding the Management of Collaborative Recharge Projects ("Master Agreement"). Pursuant to the Master Agreement, Watermaster and IEUA proposed to enter into project specific agreements for services, which are incorporated into the Master Agreement, describing the scope, budget, and schedule of the services to be performed, the respective cost share of each Party and any special conditions of performance and other information deemed necessary by the Parties (Task Orders).

DISCUSSION

In November 2016, the Watermaster Board approved the Post-2014 Stormwater Recharge Projects. The soft costs associated with the projects were captured in Task Order No. 1 along with other projects contemplated in the Recharge Master Plan Update (RMPU) but were deferred.

Staff recommends separating the projects selected to move forward from the deferred projects in order to be more transparent with future costs and associated grant funding, rather than having the totals blended as a group of projects.

Task Order No. 10 (Attachment 1) will govern the costs associated with the Victoria Basin Improvement Project. The proposed project within the Victoria Basin is estimated to allow for recharge of an additional 75 AFY of stormwater and 120 AFY of additional recycled water. The improvement proposes the following improvements:

1. Raise the basin's storage capacity by modifying or abandoning an existing mid-level outlet.
2. The raised storage capacity will require relocating the existing lysimeter access station to a higher elevation.

The Task Order includes all associated planning and development costs from Task Order No. 1 as well as the projected construction costs that have been discussed at Recharge Investigations and Projects Committee meetings. Watermaster's share of the costs is \$84,400 of the \$168,800 total project cost.

ATTACHMENTS

1. Task Order No. 10: Victoria Basin Improvement Project (PID 11)

**MASTER AGREEMENT BETWEEN CHINO BASIN WATERMASTER AND INLAND EMPIRE UTILITIES
AGENCY REGARDING THE MANAGEMENT OF COLLABORATIVE RECHARGE PROJECTS**

**TASK ORDER NO. 10
RMPU IMPROVEMENT PROJECT 11**

This Task Order is made and entered into as of the ____ day of May, 2017 by and between the Chino Basin Watermaster, hereinafter referred to as "Watermaster," and the Inland Empire Utilities Agency, hereinafter referred to as "IEUA" (each a "Party" and collectively, the "Parties").

In consideration of the mutual promises, covenants, and conditions as addressed in the Master Agreement dated July 24, 2014, as amended thereafter, and as specifically hereinafter set forth, the Parties do hereby agree as follows:

1. PURPOSE

The purpose of this Task Order is to govern the project management, planning, permitting, bid/award of construction, design and construction of the Victoria Basin Improvement Project (RMPU Improvements Project ID 11) ("Project").

The Project is estimated to allow for recharge of an additional 75 acre-feet per year ("AFY") of storm water and an additional 120 AFY of recycled water. The Project proposes the following improvements:

1. Raise the basin's storage capacity by modifying or abandoning an existing mid-level outlet.
2. Relocating the existing lysimeter access station to a higher elevation.

On November 17, 2016, the Watermaster Board approved the "Post 2014 Stormwater Recharge Program" as part of the results and findings presented from the completed preliminary design report on the agreed upon 2013 RMPU projects. Under the "Post 2014 Stormwater Recharge Program," the Project was recommended for final design, bidding, and construction.

2. SCOPE

The activities to be undertaken pursuant to this Task Order include project development to properly establish the Project's scope and schedule, preliminary design evaluation to define the extent of the upgrades of each site, design for the preparation of the construction plans and specifications for the upgrades, permitting and California Environmental Quality Act

("CEQA") review for each site proposed for upgrades, bid/award of the construction contract to the lowest responsible/responsive bidder, and the construction of the basin upgrades. The following is the estimated projected cost breakdown and schedule for each of the Project phases:

Phase	Start	Finish	Projected Cost
Project Development	07/01/14	12/17/14	\$100
Pre-Design	12/18/14	11/16/16	\$3,400
Environmental Impact	12/18/14	04/20/16	\$1,500
Permits	12/18/14	01/08/18	\$800
Design	06/22/17	03/12/18	\$20,000
Bid and Award	03/13/18	06/20/18	\$700
Construction	03/22/18	06/28/19	\$142,300
		Total	\$168,800

As of the date upon which the Parties enter into this Task Order, the Project development, pre-design and environmental impact phases of the Project have been completed and the Parties acknowledge that all funds for these phases have been expended and reimbursed, as applicable. The Task Order does not create any further rights or responsibilities for either of the Parties with respect to these phases of the Project.

3. IEUA RESPONSIBILITIES

IEUA agrees to provide Project management and contract administration services that include, but are not limited to:

- Engagement of consulting services as needed for:
 - Preliminary design and design engineering services;
 - CEQA compliance and permitting;
 - Bid and award efforts; and,
 - Engineering support during construction
- Management of consultants for the above;
- Approval of progress payments for consultants;
- Recommendations as to change orders for consultants; and,
- Payment of consultant invoices

During construction, IEUA agrees to provide construction management and contract administration services that include, but are not limited to:

- Engagement of construction contract services for:
 - Construction work to implement the upgrades
- Management of contractors for the above;
- Approval of progress payments for contractors;
- Recommendations as to change orders for contractors; and
- Payment of contractor invoices

IEUA will supply all personnel and equipment required to perform the assigned services.

4. WATERMASTER RESPONSIBILITIES

Watermaster agrees that it and its employees and consultants will cooperate with IEUA and its contractors in the performance of services under this Task Order and will provide any necessary documentation and information in Watermaster’s possession.

5. BUDGET AND COST ALLOCATION

Unless the scope of work is changed and an increase is authorized by the Parties, the budget for the activities to be undertaken pursuant to this Task Order is one hundred sixty-eight thousand eight hundred dollars (\$168,800) (“Budget”). The Parties agree that these costs are shared consistent with the methodology described in Peace II Agreement Section 8.1(b), and that IEUA’s share of the costs is based on a 50% allocation of the costs of those portions of the project for which there is a recycled water component. The Budget includes IEUA capital, administrative, and overhead expenses associated with IEUA’s provision of the services described in Section 3 above. The Parties shall budget, pursuant to their own budget mechanism, such that each is able to expend the amounts shown in the Fiscal Years shown in the table below.

Victoria Basin	Prior Fiscal Years (FY)	FY 17/18	FY 18/19	FY 19/20	FY 20/21	Total
Watermaster	\$5,908	\$5,908	\$45,576	\$26,164	\$844	\$84,400
IEUA	\$5,908	\$5,908	\$45,576	\$26,164	\$844	\$84,400
Total	\$11,816	\$11,816	\$91,152	\$52,328	\$1,688	\$168,800

6. TOTAL BUDGETED COST

The Parties agree to pay their respective portion of the Budget. The Parties shall not be required to pay more than \$168,800 (“Total Budgeted Cost”).

7. MAXIMUM COSTS TO WATERMASTER

The costs to be required of Watermaster shall not exceed its share of the Total Budgeted Cost, as shown in Section 5 above, or \$84,400.

8. MAXIMUM COSTS TO IEUA

The costs to be required of IEUA shall not exceed its share of the Total Budgeted Cost, as shown in Section 5 above, or \$84,400.

9. TERM

The Project has been underway since FY 14-15. This Task Order shall not create any new responsibilities or obligations for either Party for phases of the Project completed prior to the entrance into this Task Order. The terms of this Task Order shall remain effective until IEUA's receipt of Watermaster's share of costs expended pursuant to the Budget shown above, so that IEUA may close out the activities.

10. REIMBURSEMENT

Watermaster's reimbursement of IEUA for work performed under this Task Order shall be as provided in Article 3 of the July 24, 2014 Master Agreement and as amended thereafter.

11. EFFECTIVE DATE

This Task Order No. 10 will be deemed effective as of August 28, 2014. The Task Order will apply retroactively and govern all work undertaken on the Project from August 28, 2014 until the Project is completed and this Task Order expires.

IN WITNESS WHEREOF, the Parties have executed this Agreement on the day and year and at the place first above written.

CHINO BASIN WATERMASTER

By _____
PETER KAVOUNAS
General Manager

INLAND EMPIRE UTILITIES AGENCY

By _____

P. JOSEPH GRINDSTAFF
General Manager



THIS PAGE
HAS
INTENTIONALLY
BEEN LEFT
BLANK
FOR PAGINATION

CHINO BASIN WATERMASTER

I. CONSENT CALENDAR

- Q. TASK ORDER NO. 11 UNDER MASTER AGREEMENT FOR COLLABORATIVE RECHARGE PROJECTS (MONTCLAIR BASIN IMPROVEMENT PROJECT)**



CHINO BASIN WATERMASTER

9641 San Bernardino Road, Rancho Cucamonga, Ca 91730
Tel: 909.484.3888 Fax: 909.484.3890 www.cbwm.org

PETER KAVOUNAS, P.E.
General Manager

STAFF REPORT

DATE: May 18, 2017
TO: Advisory Committee Members
SUBJECT: Task Order No. 11 Under the Master Agreement for Collaborative Recharge Projects (Montclair Improvement Project) (Consent Calendar Item I.Q.)

SUMMARY

Issue: Removal of the selected Post-2014 Stormwater Projects from Task Order No. 1 to individual Task Orders to increase transparency with future costs and associated grant funding.

Recommendation: Recommend to the Board to approve Task Order No. 11, Montclair Basins Improvement Project (PID 2)

Financial Impact:

None for this Fiscal Year. The project's cost was captured in Task Order No. 1 (2013 Amendment Yield Enhancement Projects) and, if approved, will be moved to the new Task Order. Future costs are shown in the Budget and Cost Allocation Table in the Task Order.

Future Consideration

Advisory Committee- May 18, 2017: Recommend to Watermaster Board to approve
Watermaster Board- May 25, 2017: Approval (Upon Advisory Committee recommendation)

ACTIONS:

Appropriative Pool – May 11, 2017: Unanimously recommended to Advisory Committee to recommend to the Watermaster Board to approve

Non-Agricultural Pool – May 11, 2017: Unanimously recommended Advisory Committee and Board representatives to approve the Task Order, subject to changes they deem necessary.

Agricultural Pool – May 11, 2017: Unanimously recommended to Advisory Committee to recommend to the Watermaster Board to approve

Advisory Committee – May 18, 2017:

Watermaster Board – May 25, 2017:

BACKGROUND

The Chino Basin Watermaster (Watermaster) and the Inland Empire Utilities Agency (IEUA) are partners in many recharge related projects throughout the Basin. On July 24, 2014 Watermaster and IEUA entered into a Master Agreement regarding the Management of Collaborative Recharge Projects ("Master Agreement"). Pursuant to the Master Agreement, Watermaster and IEUA proposed to enter into project specific agreements for services, which are incorporated into the Master Agreement, describing the scope, budget, and schedule of the services to be performed, the respective cost share of each Party and any special conditions of performance and other information deemed necessary by the Parties (Task Orders).

DISCUSSION

In November 2016, the Watermaster Board approved the Post-2014 Stormwater Recharge Projects. The soft costs associated with the projects were captured in Task Order No. 1 along with other projects contemplated in the Recharge Master Plan Update (RMPU) but were deferred.

Staff recommends separating the projects selected to move forward from the deferred projects in order to be more transparent with future costs and associated grant funding, rather than having the totals blended into the group of projects. Task Order No. 11 (Attachment 1) will govern the costs associated with the Montclair Basins Improvement Project.

The proposed project is estimated to allow for recharge of an additional 96 acre-feet per year of storm water. The Project proposes the following improvements:

1. Increase the flow rate capture of stormwater from San Antonio Creek by installing two additional diversion structures within the channel for Montclair's Basins 2 and 3.
2. The added structures will require electrical controls to remotely monitor and operate the new diversions.

Although the scope of work remains the same, the amount of increased stormwater capture has decreased from 233 acre-feet to 96 acre-feet from the time PID 2 was approved to move forward in November 2016. In January 2017, Chino Basin Water Conservation District, the owner of the basins, suggested that an operational change be made along the basin which resulted in stormwater capture being prioritized at the College Heights Basins further up the San Antonio Channel resulting in the decrease. The updated stormwater recharge unit cost \$1,281 per acre-foot, however this only raises the current melded unit cost of the approved projects from \$380 to \$390 per acre-foot. In April 2017, the Watermaster Pools were given a presentation to inform them of the change of stormwater yield and to consider approval of the project by approving this new Task Order.

The Task Order includes all associated planning and development costs from Task Order No. 1 as well as the projected construction costs that have been discussed at Recharge Investigations and Projects Committee meetings. The total project cost is \$1.8 Million.

ATTACHMENTS

1. Task Order No. 11: Montclair Basins Improvement Project (PID 2)

**MASTER AGREEMENT BETWEEN CHINO BASIN WATERMASTER AND INLAND EMPIRE UTILITIES
AGENCY REGARDING THE MANAGEMENT OF COLLABORATIVE RECHARGE PROJECTS**

**TASK ORDER NO. 11
RMPU IMPROVEMENT PROJECT 2**

This Task Order is made and entered into as of the ____ day of May, 2017 by and between the Chino Basin Watermaster, hereinafter referred to as "Watermaster," and the Inland Empire Utilities Agency, hereinafter referred to as "IEUA" (each a "Party" and collectively, the "Parties").

In consideration of the mutual promises, covenants, and conditions as addressed in the Master Agreement dated July 24, 2014, as amended thereafter, and as specifically hereinafter set forth, the Parties do hereby agree as follows:

1. PURPOSE

The purpose of this Task Order is to govern the project management, planning, permitting, bid/award of construction, design and construction of the Montclair Basins Improvement Project (RMPU Improvement Project ID 2) ("Project").

The Project is estimated to allow for recharge of an additional 96 acre-feet per year ("AFY") of storm water. The Project proposes the following improvements:

1. Increase the flow rate capture of stormwater from San Antonio Creek by installing two additional diversion structures within the channel for Montclair's Basins 2 and 3.
2. The added structures will require electrical controls to remotely monitor and operate the new diversions.

On November 17, 2016, the Watermaster Board approved the "Post 2014 Stormwater Recharge Program" as part of the results and findings presented from the completed preliminary design report on the agreed upon 2013 RMPU projects. Under the "Post 2014 Stormwater Recharge Program," the Project was recommended for final design, bidding, and construction.

2. SCOPE

The activities to be undertaken pursuant to this Task Order include project development to properly establish the Project's scope and schedule, preliminary design evaluation to define the extent of the upgrades of each site, design for the preparation of the construction plans

and specifications for the upgrades, permitting and California Environmental Quality Act (“CEQA”) review for each site proposed for upgrades, bid/award of the construction contract to the lowest responsible/responsive bidder, and the construction of the basin upgrades. The following is the estimated projected cost breakdown and schedule for each of the Project phases:

Phase	Start	Finish	Projected Cost
Project Development	07/01/14	12/17/14	\$1,300
Pre-Design	12/18/14	11/16/16	\$35,800
Environmental Impact	12/18/14	04/20/16	\$15,900
Permits	12/18/14	01/08/18	\$6,000
Design	06/22/17	03/12/18	\$162,100
Bid and Award	03/13/18	06/20/18	\$7,800
Construction	03/22/18	06/28/19	\$1,559,200
Total			\$1,788,100

As of the date upon which the Parties enter into this Task Order, the Project development, pre-design and environmental impact phases of the Project have been completed and the Parties acknowledge that all funds for these phases have been expended and reimbursed, as applicable. The Task Order does not create any further rights or responsibilities for either of the Parties with respect to these phases of the Project.

3. IEUA RESPONSIBILITIES

IEUA agrees to provide project management and contract administration services that include, but are not limited to:

- Engagement of consulting services as needed for:
 - Preliminary design and design engineering services;
 - CEQA compliance and permitting;
 - Bid and award efforts; and,
 - Engineering support during construction
- Management of consultants for the above;
- Approval of progress payments for consultants;
- Recommendations as to change orders for consultants; and,
- Payment of consultant invoices

During construction, IEUA agrees to provide construction management and contract

administration services that include, but are not limited to:

- Engagement of construction contract services for:
 - Construction work to implement the upgrades
- Management of contractors for the above;
- Approval of progress payments for contractors;
- Recommendations as to change orders for contractors; and,
- Payment of contractor invoices

IEUA will supply all personnel and equipment required to perform the assigned services.

4. WATERMASTER RESPONSIBILITIES

Watermaster agrees that it and its employees and consultants will cooperate with IEUA and its contractors in the performance of services under this Task Order and will provide any necessary documentation and information in Watermaster’s possession.

5. BUDGET AND COST ALLOCATION

Unless the scope of work is changed and an increase is authorized by the Parties, the budget for the activities to be undertaken pursuant to this Task Order is one million seven hundred eighty-eight thousand one hundred dollars (\$1,788,100) (“Budget”). The Parties agree that these costs are shared consistent with the methodology described in Peace II Agreement Section 8.1(b), and that IEUA’s share of the costs is based on a 50% allocation of the costs of those portions of the Project for which there is a recycled water component. The Budget includes IEUA capital, administrative, and overhead expenses associated with IEUA’s provision of the services described in Section 3 above. The Parties shall budget, pursuant to their own budget mechanism, such that each is able to expend the amounts shown in the Fiscal Years shown in the table below.

Montclair Basin	Prior Fiscal Years (FY)	FY 17/18	FY 18/19	FY 19/20	FY 20/21	Total
Watermaster	\$125,167	\$125,167	\$965,574	\$554,311	\$17,881	\$1,788,100
IEUA	\$0	-	-	-	-	\$0
Total	\$125,167	\$125,167	\$965,574	\$554,311	\$17,881	\$1,788,100

6. TOTAL BUDGETED COST

The Parties agree to pay their respective portion of the Budget. The Parties shall not be required to pay more than \$1,788,100 (“Total Budgeted Cost”).

7. MAXIMUM COSTS TO WATERMASTER

The costs to be required of Watermaster shall not exceed its share of the Total Budgeted Cost, as shown in Section 5 above, or \$1,788,100.

8. MAXIMUM COSTS TO IEUA

There are no costs to be required of IEUA under this Agreement.

9. TERM

The Project has been underway since FY 14-15. This Task Order shall not create any new responsibilities or obligations for either Party for phases of the Project completed prior to the entrance into this Task Order. The terms of this Task Order shall remain effective until IEUA's receipt of Watermaster's share of costs expended pursuant to the Budget shown above, so that IEUA may close out the activities.

10. REIMBURSEMENT

Watermaster's reimbursement of IEUA for work performed under this Task Order shall be as provided in Article 3 of the July 24, 2014 Master Agreement and as amended thereafter.

11. EFFECTIVE DATE

This Task Order No. 11 will be deemed effective as of August 28, 2014. The Task Order will apply retroactively and govern all work undertaken on the Project from August 28, 2014 until the Project is completed and this Task Order expires.

IN WITNESS WHEREOF, the Parties have executed this Agreement on the day and year and at the place first above written.

CHINO BASIN WATERMASTER

By _____
PETER KAVOUNAS
General Manager

INLAND EMPIRE UTILITIES AGENCY

By _____
P. JOSEPH GRINDSTAFF
General Manager

THIS PAGE
HAS
INTENTIONALLY
BEEN LEFT
BLANK
FOR PAGINATION

CHINO BASIN WATERMASTER

II. BUSINESS ITEMS

**B. FISCAL YEAR 2016/17 BUDGET AMENDMENT
(FORM A-17-04-01)**



CHINO BASIN WATERMASTER

9641 San Bernardino Road, Rancho Cucamonga, Ca 91730
Tel: 909.484.3888 Fax: 909.484.3890 www.cbwm.org

PETER KAVOUNAS, P.E.
General Manager

STAFF REPORT

DATE: May 18, 2017
TO: Advisory Committee Members
SUBJECT: Budget Amendment Form A-17-04-01 (Business Item II.B.)

SUMMARY

Issue: As a result of the CalPERS Personnel Matter regarding Alvarez and the ongoing Safe Yield Redetermination and Reset process, the FY 2016/17 budget for legal services from Brownstein Hyatt Farber Schreck is underfunded by an estimated \$100,000. The Watermaster FY 2016/17 "Amended" budget needs to be increased by an additional \$100,000.

Recommendation: Approve the Budget Amendment Form A-17-04-01 for FY 2016/17 in the amount of \$100,000 for the increased cost associated with the CalPERS Personnel Matter regarding Alvarez and the Safe Yield Redetermination and Reset, as presented.

Financial Impact: This action will increase the overall "Amended" FY 2016/17 budget by \$100,000 but not increase the assessment calculation because the funding will be drawn from the Administrative and OBMP Reserves. The Budget Amendment Form A-17-04-01 will increase the "Amended" FY 2016/17 Budget from \$10,493,469 to \$10,593,469 (excluding any Carry-Over funding).

Future Consideration

Advisory Committee – May 18, 2017: Approval

Watermaster Board – May 25, 2017: Adoption (Advisory Committee approval required)

ACTIONS:

Appropriative Pool – May 11, 2017: Unanimously approved

Non-Agricultural Pool – May 11, 2017: Unanimously approved recommendation as presented and directed the Pool representatives to support at the Advisory Committee and Watermaster Board meetings subject to changes which they deem appropriate

Agricultural Pool – May 11, 2017: Unanimously approved

Advisory Committee – May 18, 2017:

Watermaster Board – May 25, 2017:

BACKGROUND

Utilizing the Watermaster's accounting software (QuickBooks Enterprise Solutions 17.0), on a continuing basis the Watermaster staff reviews the budget vs. actual reports and ensures that adequate budget and funds are maintained. Watermaster also provides monthly financial reports to keep all members apprised of the actual and projected total expenses for the current fiscal year. Watermaster also provides a process for reallocating budget to other expense categories to provide continued funding, or amending the approved budget to ensure the categories are funded properly.

Budget Amendment Policy: If there are no budgeted funds available to transfer to the line item, the GM will submit a Budget Amendment request to the Pools, Advisory Committee, and then to the Board for formal approval. The Budget Amendment should indicate the anticipated source of funding for the approved increase.

All Budget Amendments are processed in and recorded in the accounting system.

DISCUSSION

During the creation and development of the FY 2016/17 budget, Brownstein Hyatt Farber Schreck estimated the cost of the Safe Yield and Redetermination Reset by assuming the number of estimated hours needed to complete the task multiplied by the hourly rate. The 12-month annual legal budget for the Safe Yield Redetermination and Reset category was approved at an amount of \$68,600 and the approved BHFS legal budget anticipated 160 labor hours for consolidated legal staff time with regards to the Safe Yield Redetermination and Reset effort.

Brownstein Hyatt Farber Schreck estimated the cost of Personnel Matters by assuming the number of estimated hours needed to complete the task multiplied by the hourly rate. The 12-month annual legal budget for Personnel Matters category was approved at an amount of \$35,000 and the approved BHFS legal budget anticipated 80 labor hours for consolidated legal staff time with regards to Personnel Matters.

In February 2017, the FY 2016/17 Mid-Year Review was provided to the Pools, Advisory Committee and Watermaster Board. As discussed during the FY 2016/17 Mid-Year Review, a Budget Amendment Form would be required if the Safe Yield Redetermination and Reset expenses and CalPERS Matter regarding Alvarez continued. During the presentation and discussion, it was reported that the legal services was projected to be over budget by approximately \$100,000. The Alvarez issue was finalized during February 2017, however the Safe Yield matter continued until the April 28, 2017 court date. As of the closing of the March 31, 2017 financials, the legal service expenses total \$742,200 with a FY 2016/17 budget balance available for the remaining three months of \$129,226 ($\$871,426 - \$742,200 = \$129,226$). The remaining balance of \$129,226 will not be sufficient for the remainder of the fiscal year.

The FY 2016/17 approved budget provided for an Administrative and OBMP Reserve Fund. The Administrative Reserve Fund is \$193,878 and the OBMP Reserve Fund is \$766,482 for a total Reserve Fund Balance of \$960,360. The Budget Amendment Form A-17-04-01 would draw \$100,000 of funding from the FY 2016/17 Reserve Fund with \$75,000 coming from the Administrative Reserve Fund and \$25,000 coming from the OBMP Reserve Fund.

The Chino Basin Watermaster "Original" FY 2016/17 budget of \$10,493,469 was approved by the Board on May 26, 2016. With the closing of the financial records for the fiscal year ended June 30, 2016, the "Carry Over" funding from FY 2015/16 and previous years has been calculated at \$2,630,337.45 which brings the "Amended" Budget for FY 2016/17 to \$13,123,806.45. With the approval of Budget Amendment Form A-17-04-01, the "Amended" FY 2016/17 budget will become \$13,223,806.45.

ATTACHMENTS

1. Budget Amendment Form A-17-04-01



**CHINO BASIN WATERMASTER
BUDGET AMENDMENT FORM A-17-04-01**

To: **All Parties**

Fiscal Year 2016/17

From : Joseph S. Joswiak, CFO Date: _____

May 11, 2017

Describe reason for the budget amendment here: The Safe Yield Redetermination and Reset legal services budget with Brownstein Hyatt Farber Schreck (BHFS) was originally approved at \$68,600 and Personnel Matters was approved at \$35,000. As a result of the ongoing Safe Yield Redetermination and Reset issues, and the CalPERS personnel matter regarding Alvarez, the overall legal services budget is expected to be over budget by approximately \$100,000 at fiscal year-end June 30, 2017. The BHFS legal services for FY 2016/17 was budgeted at \$871,426. A Budget Amendment Form is proposed to increase the total Watermaster budget from \$10,493,469 to \$10,593,469 (excluding any Carry-Over funding). The additional funding of \$100,000 is to come from the Administrative Reserve Fund and OBMP Reserve Fund. There will be no special assessment required since the Reserve Funds have been previously funded by assessments.

Expenditure Amendment

<i>Line Item Description</i>	<i>Account Number</i>	<i>Original Budget</i>	<i>Amended Budget</i>	<i>Amendment Amount</i>
BHFS Legal - Personnel Matters	6073	\$35,000	\$110,000	\$75,000
Safe Yield Recalculation	6907.42	\$68,600	\$93,600	\$25,000
TOTAL:				\$ 100,000

Revenue Source

<i>Line Item Description</i>	<i>Account Number</i>	<i>Original Budget</i>	<i>Amended Budget</i>	<i>Amendment Amount</i>
Administrative Reserve Fund	9999	\$193,878	\$118,878	(\$75,000)
OBMP Reserve Fund	9999	\$766,482	\$741,482	(\$25,000)
TOTAL:				\$(100,000)

Amendment Procedure

- Staff takes amendment requests to the Pools, Advisory Committee & Board for approval.
- The Chief Financial Officer will prepare and process the budget entry.
- A log will be maintained by the Finance Department detailing the adjustment.
- A fiscal year file will also be kept to hold all budget amendment forms for auditor review.

Finance Use Only

Date Board Approved _____
 Entered into System By _____
 Finance Log # _____
 Date Posted _____
 Approved By _____
 Date Approved _____

THIS PAGE
HAS
INTENTIONALLY
BEEN LEFT
BLANK
FOR PAGINATION

CHINO BASIN WATERMASTER

II. BUSINESS ITEMS

- C. RESOLUTION 2017-05 TO LEVY DESALTER REPLENISHMENT ASSESSMENTS FOR PRODUCTION YEAR 2013/14 (BASED ON ASSESSMENT PACKAGE FOR PRODUCTION YEAR 2013/14)**



CHINO BASIN WATERMASTER

9641 San Bernardino Road, Rancho Cucamonga, Ca 91730
Tel: 909.484.3888 Fax: 909.484.3890 www.cbwm.org

PETER KAVOUNAS, P.E.
General Manager

STAFF REPORT

DATE: May 18, 2017
TO: Advisory Committee
SUBJECT: Resolution to Levy Desalter Replenishment Assessments for Fiscal Year 2013/2014
(Based on Production Year 2013/14) – (Business Item II.C.)

SUMMARY

Issue: A resolution is required for the Chino Basin Watermaster to levy Desalter Replenishment assessments for Fiscal Year 2013/2014.

Recommendation: Review Resolution 2017-05 as presented, and offer advice to Watermaster.

Financial Impact: Collection of the assessments creates the funds that are used for buying replenishment water from unmet Desalter Replenishment Obligation in Production Year 2013/2014.

Future Consideration

Advisory Committee – May 18, 2017: Advice

Watermaster Board – May 25, 2017: Approval [Function related to administration of the Pool Committees]

ACTIONS:

May 11, 2017– Appropriative Pool – No action

May 11, 2017– Non-Agricultural Pool – No Action

May 11, 2017– Agricultural Pool – No Action

May 18, 2017– Advisory Committee –

May 25, 2017– Watermaster Board –

BACKGROUND

Due to the pending Safe Yield Reset decision from the Court, Chino Basin Watermaster did not levy assessments for Desalter Replenishment Obligations for the production years 2013/14, 2014/15 and 2015/16. For production year 2013/14 there is an unmet Desalter Replenishment Obligation of 27,940 ac-ft

Watermaster is endowed with powers to levy and collect administrative, special project, and replenishment assessments necessary to maintain water levels and to cover the cost of administering the Chino Basin Restated Judgment. Pursuant to the Restated Judgment, each party has thirty days from the date of invoice to remit the amount of payment for assessments due. After that date, interest will accrue on that portion which was due as provided for in Section 55(c) of the Restated Judgment.

DISCUSSION

For Production Year 2013/14, there is an unmet Desalter Replenishment Obligation of 27,940 acre-feet that has not been levied due to the pending Safe Yield Reset disposition from the Court. After the Court's disposition on April 28, 2017, which does not mandate any changes to the approved Assessment Package for Production Year 2013/14, Watermaster is required to levy assessments for unmet Desalter Replenishment Obligation for that year.

The total Desalter Replenishment Obligation that needs to be assessed has been calculated based on the approved Assessment Package (approved November 25, 2014). Parties will have the opportunity to utilize water purchased pre-emptively for replenishment, or transfer water from their Storage Accounts to meet their Desalter Replenishment Obligation. Parties also have the option to pay Watermaster to purchase water on their behalf to meet the obligation.

If Resolution 2017-05 is approved by the Watermaster Board in May 2017, supplemental Water Activity Reports will be issued in late May to determine each party's preference on how to meet the obligation. Subsequently, if necessary, invoices will be mailed and assessments will be due 30 days later. Watermaster invites the Pools to offer any advice on the matter, as this is the first time Desalter Replenishment is being levied.

Desalter Replenishment Obligation and other aspects of the approved Production Years 2014/15 and 2015/16 Assessment Packages need to be re-evaluated in light of the April 28, 2017 Court Order on Safe Yield Recalculation. When the re-evaluation is completed Watermaster will re-issue those Assessment Packages for approval, and will then proceed to assess for all obligations appropriately.

On May 11, 2017 the Appropriative Pool, the Overlying (Non-Agricultural) Pool and the Overlying (Agricultural) Pool were presented with the resolution to offer advice to Watermaster. The Appropriative Pool recommended some citations be added to the Resolution; and also requested an extension to June 30, 2017 to gather more information about the distribution of the obligation to each party. The Overlying (Non-Agricultural) Pool offered no advice. The Overlying (Agricultural) Pool cautioned that the current contest of Appropriative Pool's Excess Carry Over Storage Agreement Applications might interfere with the possibility of using water in storage accounts for meeting Desalter Replenishment Obligation as mentioned in Resolution 2017-05.

ATTACHMENTS

1. Resolution 2017-05: A resolution of the Chino Basin Watermaster levying Desalter Replenishment assessments for Production Year 2013/2014

RESOLUTION 2017-05

A RESOLUTION OF THE CHINO BASIN WATERMASTER
LEVYING DESALTER REPLENISHMENT ASSESSMENTS
FOR PRODUCTION YEAR 2013-2014

WHEREAS, the Chino Basin Watermaster was appointed on January 27, 1978, under Case No. RCV 51010 (formerly case No. SCV 164327) entitled Chino Basin Municipal Water District v. City of Chino, et al., with powers to levy and collect administrative and replenishment assessments necessary to maintain water levels and to cover the cost of administering the Chino Basin Judgment; and

WHEREAS, the Watermaster has an obligation to collect assessments for unmet Desalter Replenishment Obligation.

WHEREAS, the Appropriate Pool parties named in this Judgment have the obligation to replenish for 27,940 acre-feet of water pumped by the Chino Basin Desalter Authority, in accordance with the assessment formula for the Pool.

WHEREAS, the Appropriate Pool parties will have the opportunity to meet such obligation by transferring water from their respective Storage Accounts.

NOW, THEREFORE, BE IT RESOLVED that the Chino Basin Watermaster levies the respective assessments for each pool effective May 25, 2017 as shown on Exhibit "A" attached hereto.

BE IT FURTHER RESOLVED, that pursuant to the Judgment, each party has thirty (30) days from the date of invoice to remit the amount of payment for assessments due. After that date, interest will accrue on that portion which was due as provided for in Section 55 (c) of the Restated Judgment.

ADOPTED by the Chino Basin Watermaster Board on this 25th day of May, 2017.

APPROVED:

By: _____
Board Chair
Chino Basin Watermaster

ATTEST:

By: _____
Board Secretary/Treasurer
Chino Basin Watermaster

Exhibit "A"

Resolution 2016-09

Summary of Assessments
Fiscal Year 2016-2017
Production Year 2013-2014

1. APPROPRIATIVE POOL

a. Administration

1. Desalter Replenishment Obligation 27,940 AF¹²

DRAFT

¹ Parties may choose to meet their obligation by transferring water from their storage accounts or by monetary payment to Watermaster. For those paying with money the rate would be the MWD Tier 1 rate current at the time of the invoices, plus any additional applicable charges.

² The individual breakdown by party is yet to be determined.

THIS PAGE
HAS
INTENTIONALLY
BEEN LEFT
BLANK
FOR PAGINATION

CHINO BASIN WATERMASTER

II. BUSINESS ITEMS

D. FISCAL YEAR 2017/18 PROPOSED BUDGET



CHINO BASIN WATERMASTER

9641 San Bernardino Road, Rancho Cucamonga, Ca 91730
Tel: 909.484.3888 Fax: 909.484.3890 www.cbwm.org

PETER KAVOUNAS, P.E.
General Manager

STAFF REPORT

DATE: May 18, 2017
TO: Advisory Committee Members
SUBJECT: Proposed Fiscal Year 2017/18 Budget (Business Item II.D.)

SUMMARY

Issue: Proposed FY 2017/18 Budget.

Recommendation: Approve the proposed FY 2017/18 budget as presented.

Financial Impact: The FY 2017/18 proposed budget expenses are \$11,813,698 (excluding any Carryover Funds).

Future Consideration

Advisory Committee – May 18, 2017: Approval

Watermaster Board – May 25, 2017: Adoption (Advisory Committee Approval required)

ACTIONS:

Appropriative Pool – May 11, 2017: Unanimously approved to recommend Advisory Committee approval of the proposed FY 2017/18 budget, with the exception of account 7602 for Engineering Services. Consistent with Board action on February 23, 2017, request that Watermaster staff immediately begin a collaborative process to develop a scope and proposed budget for further storage management planning efforts that are necessary to meet existing Judgment and Peace Agreement requirements. Upon completion of this process, bring the scope and proposed budget through the pools and to the Advisory Committee for approval of an amended budget. The Appropriative Pool is committed to substantially complete the safe storage agreement before the end of calendar year 2018.

Non-Agricultural Pool – May 11, 2017: Unanimously approved recommendation as presented and directed the Pool representatives to support at the Advisory Committee and Watermaster Board meetings subject to changes which they deem appropriate

Agricultural Pool – May 11, 2017: Unanimously approved

Advisory Committee – May 18, 2017:

Watermaster Board – May 25, 2017:

BACKGROUND

To prepare a budget of anticipated expense each year, Watermaster staff conducts meetings internally and with consultants to discuss upcoming projects and anticipated work. As the budget is developed, the related budgeted expenses are continually refined. The following budget related meetings were held during the past few months:

- The Personnel Committee met on November 1, 2016 to discuss and review the current organization structure, staffing levels, compensation and benefits structure, anticipated FY 2017/18 labor costs, personnel policies and other related items.
- The Personnel Committee met on March 23, 2017 to recommend the current organization structure, staffing levels, compensation and benefits structure, and proposed FY 2017/18 labor costs, personnel policies and other related items.
- Peter Kavounas, Joseph Joswiak (via conference call), Edgar Tellez Foster, and Anna Truong met with the Wildermuth Environmental staff at their offices on March 2, 2017 for an Engineering Services budget workshop to discuss the ongoing reporting and monitoring activities required by the Judgment and other upcoming engineering activities.
- During the period of March through April 2017 Watermaster staff held numerous meetings and discussions with staff from Wildermuth Environmental, Inc. regarding the Engineering Services budget and expected engineering activities for FY 2017/18.
- Watermaster staff has had numerous meetings and discussions with staff from Brownstein Hyatt Farber Schreck regarding the Legal Services budget and expected legal activities for FY 2017/18.
- The Groundwater Recharge Coordinating Committee has met on a quarterly basis to review the anticipated costs of operations and maintenance activities, and develop the scope of activities for the upcoming FY 2017/18 budget as recommended by IEUA. The last meeting being held on February 28, 2017.
- The Ground Level Monitoring Committee met on January 25, 2017, March 23, 2017, and again on April 11, 2017 to review the anticipated cost of operations and maintenance activities, most recently to specifically discuss the installation of the Pomona Extensometer facility.
- The Prado Basin Habitat Sustainability Committee met on March 21, 2017 and again on April 25, 2017 to review and recommend the scope and budget for the Prado Basin Habitat Sustainability Program for FY 2017/18.
- The Recharge Investigations and Projects Committee RIPCom (formerly IEUA/CBWM Joint Projects Committee and RMPU Steering Committee) has met every third Thursday of the month since November 2013, with the last meeting being held on April 20, 2017 to review ongoing capital projects and future years' capital expense projections.

From all of these various committees and groups, and other input from operational staff, the Watermaster staff developed the Proposed FY 2017/18 Budget (May 11, 2017 version). During the budget development process, various versions of the Proposed FY 2017/18 Budget have been presented to stakeholders on three separate occasions as recommendations were provided. The FY 2017/18 budgets previously presented were the March 28, 2017 version, April 25, 2017 version, May 2, 2017 version, and the May 11, 2017 version.

On Tuesday, March 28, 2017 at 9:00am Watermaster conducted the Budget Distribution/Presentation meeting and discussed the Proposed FY 2017/18 Budget (March 28, 2017 version) of \$11,976,018 specifically looking at the various cost categories of Labor, Legal Services, Engineering Services, ongoing and new Recharge Improvements Projects, Recharge Basin O&M, Recharge Debt Service costs, and All Other Expenses. The methodology of how Watermaster calculates the estimated production data along with the production assessment amount by Administrative and OBMP/Projects costs was provided and explained. Attendees at the meeting were requested to email their budget related questions or comments

to Joseph Joswiak. A new informational process was added to the budget development this year. The responses would be provided via email and also a document would be created to capture all of the questions and responses, and posted to the Watermaster FTP site for all parties to review.

At the request of the Appropriative Pool Chair, a FY 2017/18 budget presentation was presented to the Pool. At this presentation, the Proposed Budget of \$11,976,018 for FY 2017/18 (March 28, 2017 version) was presented specifically looking at the summary of drivers and how those drivers become expenses, then moving onto a detailed analysis of the various cost categories of Labor, Legal Services, Engineering Services, ongoing and new Recharge Improvements Projects, Recharge Basin O&M, Recharge Debt Service costs, and All Other Expenses. The methodology of how Watermaster calculates the estimated production data along with the production assessment amount by Administrative and OBMP/Projects costs was provided and explained. Representatives from Wildermuth Environmental, Inc., Brownstein Hyatt Farber Schreck, and IEUA were in attendance to discuss and answer any questions related to their specific areas of activities within the proposed budget. The new process of providing all Q&A's on the FTP site was also described.

The Watermaster Budget Workshop #1 was held on Tuesday, April 25, 2017 at 1:00pm. At this workshop, the Proposed Budget of \$12,106,140 for FY 2017/18 (April 25, 2017 version) was presented. Since the FY 2017/18 budget presentation had been provided twice already, it was determined that a better use of everyone's time would be not to review the presentation again, but to provide a Q&A opportunity to answer questions in more detail. Representatives from Wildermuth Environmental, Inc., Brownstein Hyatt Farber Schreck, and IEUA were in attendance to discuss and answer any questions related to their specific areas of activities within the proposed budget.

During the April 25, 2017 meeting, members of the Appropriative Pool Budget Subcommittee mentioned that there was a worksheet that had been developed with proposed budget reductions for the FY 2017/18 budget. The worksheet was provided to Watermaster staff.

During the Workshop there was discussion about the 5-Year Watermaster Budget Projection (FY 2016/17 to FY 2020/21) which was developed at the request of several Appropriative Pool members in June 2015 and distributed during the Appropriative Pool meeting on June 11, 2015. These documents were posted to the FTP site on June 11, 2015 and have been posted and available on the FTP site since then. During the meeting on June 11, 2015 as part of the CFO Report, there was a presentation on how the documents were designed and how to use the documents to estimate any individual Appropriative Pool member's future assessment payments for budgeting purposes.

During the discussion, the 5-Year Budget Projection was compared to the Proposed Budget of \$11,889,630 for FY 2017/18 (May 2, 2017 version). The Proposed FY 2017/18 Budget was \$786,758 or 7.09% above the 5-Year Projected FY 2017/18 Budget of \$11,102,872.

It was requested that the 5-Year Watermaster Budget Projection document be updated after the FY 2017/18 budget has been adopted. Watermaster staff agreed to update the 5-Year Projections later this year.

Category Type	AMENDED	APPROVED	PROJECTED	PROJECTED	PROJECTED	PROJECTED	PROJECTED
	BUDGET	BUDGET					
	FY 2014/15	FY 2015/16	FY 2016/17	FY 2017/18	FY 2018/19	FY 2019/20	FY 2020/21
Labor/Burden ¹	\$ 1,462,145	\$ 1,533,711	\$ 1,610,397	\$ 1,690,917	\$ 1,758,554	\$ 1,828,896	\$ 1,902,052
Legal Services ²	\$ 875,515	\$ 933,815	\$ 957,160	\$ 981,089	\$ 1,005,616	\$ 1,030,756	\$ 1,056,525
Engineering Services ³	\$ 1,716,760	\$ 2,595,942	\$ 3,440,619	\$ 2,394,879	\$ 2,553,724	\$ 2,604,329	\$ 2,364,289
G&A Expenses ²	\$ 1,136,528	\$ 939,730	\$ 963,223	\$ 987,304	\$ 1,011,987	\$ 1,037,287	\$ 1,063,219
Recharge Basin O&M ⁴	\$ 791,693	\$ 791,908	\$ 811,706	\$ 831,999	\$ 852,799	\$ 874,119	\$ 917,825
Subtotal Expenses	\$ 5,982,641	\$ 6,795,106	\$ 7,783,105	\$ 6,886,188	\$ 7,182,680	\$ 7,375,387	\$ 7,303,910
Debt Service-CBFIP ²	\$ 431,740	\$ 460,200	\$ 471,705	\$ 483,498	\$ 495,585	\$ 507,975	\$ 520,674
Recharge Capital Projects ⁵	\$ 1,291,000	\$ 1,858,900	\$ -	\$ -	\$ -	\$ -	\$ -
Debt Service-Recharge Projects ⁶	\$ -	\$ -	\$ 3,733,186	\$ 3,733,186	\$ 3,733,186	\$ 3,733,186	\$ 3,733,186
Subtotal Recharge	\$ 1,722,740	\$ 2,319,100	\$ 4,204,891	\$ 4,216,684	\$ 4,228,771	\$ 4,241,161	\$ 4,253,860
Total Expense Budget	\$ 7,705,381	\$ 9,114,206	\$ 11,987,996	\$ 11,102,872	\$ 11,411,451	\$ 11,616,548	\$ 11,557,770
ACTUAL BUDGET		\$ 9,364,206	\$ 10,493,469	\$ 11,889,630			
\$ VARIANCE		\$ 250,000	\$ (1,494,527)	\$ 786,758			
% VARIANCE		2.74%	-12.47%	7.09%			
Total Expenses	\$ 7,705,381	\$ 9,114,206	\$ 11,987,996	\$ 11,102,872	\$ 11,411,451	\$ 11,616,548	\$ 11,557,770
Less: Non-Production							
Debt Service	\$ (431,740)	\$ (460,200)	\$ (471,705)	\$ (483,498)	\$ (495,585)	\$ (507,975)	\$ (520,674)
Recharge Capital Projects	\$ (1,291,000)	\$ (1,858,900)	\$ -	\$ -	\$ -	\$ -	\$ -
Debt Service-Recharge Projects	\$ -	\$ -	\$ (3,733,186)	\$ (3,733,186)	\$ (3,733,186)	\$ (3,733,186)	\$ (3,733,186)
Appropriative Pool Legal	\$ (140,000)	\$ (75,000)	\$ (75,000)	\$ (75,000)	\$ (75,000)	\$ (75,000)	\$ (75,000)
Non-Ag Pool Legal	\$ (60,000)	\$ (60,000)	\$ (60,000)	\$ (60,000)	\$ (60,000)	\$ (60,000)	\$ (60,000)
Interest Income ²	\$ (25,800)	\$ (22,050)	\$ (22,601)	\$ (23,166)	\$ (23,745)	\$ (24,339)	\$ (24,947)
MWD Groundwater Storage ²	\$ (155,330)	\$ (157,941)	\$ (161,890)	\$ (165,937)	\$ (170,085)	\$ (174,337)	\$ (178,695)
Production Based Expenses	\$ 5,601,511	\$ 6,480,115	\$ 7,463,614	\$ 6,562,085	\$ 6,853,850	\$ 7,041,711	\$ 6,965,268
Actual Production AF	138,351.405	N/A	N/A	N/A	N/A	N/A	N/A
Projected Production AF		116,043.559	N/A	N/A	N/A	N/A	N/A
Estimated Production Ranges:							
Low Production Range AF			117,000	117,000	117,000	117,000	117,000
Mid Production Range AF			127,500	127,500	127,500	127,500	127,500
High Production Range AF			138,000	138,000	138,000	138,000	138,000
Actual \$/AF	\$ 40.49						
Projected \$/AF		\$ 55.84					
Estimated Low Production \$/AF			\$ 63.79	\$ 56.09	\$ 58.58	\$ 60.19	\$ 59.53
Estimated Mid Production \$/AF			\$ 58.54	\$ 51.47	\$ 53.76	\$ 55.23	\$ 54.63
Estimated High Production \$/AF			\$ 54.08	\$ 47.55	\$ 49.67	\$ 51.03	\$ 50.47

Notes:

- ¹ Assumes 5% increase annually for FY 2016/17 and FY 2017/18; 4% increase annually for FY 2018/19, FY 2019/20 and FY 2020/21
- ² Assumes 2.5% increase annually
- ³ Assumes 2.5% increase annually plus Land Subsidence Committee recommendations of \$2,605,413 for the Pomona area for the following
FY 2015/16 of \$506,255; FY 2016/17 of \$1,298,690; FY 2017/18 of \$199,402; FY 2018/19 of \$303,360; and FY 2019/20 of \$297,706
- ⁴ Assumes 2.5% increase annually for FY 2016/17, FY 2017/18, FY 2018/19 and FY 2019/20; 5% increase annually for FY 2020/21
- ⁵ Recharge Capital Projects funded by Watermaster Assessments based upon Operating Safe Yield (OSY) formula
- ⁶ Recharge Capital Projects of \$57,952,000 at 5% interest with 30 year terms

The Watermaster Budget Workshop #2 was held on Tuesday, May 2, 2017 at 1:00pm. At this workshop, attendees were invited to ask detailed questions about specific items on the Proposed Budget of \$11,889,630 for FY 2017/18 (May 2, 2017 version). During the Workshop #2, a discussion continued involving specific areas of concern by the attendees and where costs could be reduced. The GM

discussed the areas that had been reduced, the areas that were reviewed and not adjusted, and the reasons why suggested adjustments were not incorporated into the budget.

In consideration of specific suggestions by the Appropriative Pool, Watermaster staff met with Wildermuth Engineering, Inc. staff and Brownstein Hyatt Farber Schreck staff to discuss adjustments in cost estimates. As a result, some adjustments were submitted and an updated Proposed FY 2017/18 budget in the amount of \$11,813,698 is being proposed (May 11, 2017 version).

The changes in summary form are shown in the table listed below:

**Chino Basin Watermaster FY 2017/18 Proposed Budget
Changes from May 2, 2017 to May 11, 2017 Version**

FY 2017/18 Proposed Budget - May 2, 2017	\$ 11,889,630
Less Reductions:	
Engineering Services - Account 6906.74	\$ (52,212) ¹
Engineering Services - Account 7602	\$ (23,720) ²
Subtotal Less Reductions:	<u>\$ (75,932)</u>
FY 2017/18 Proposed Budget - May 11, 2017	<u>\$ 11,813,698</u>

ENGINEERING SERVICES

May 2, 2017 Proposed Budget	\$ 3,759,662	
6906.74 OBMP - Material Physical Injury Requests	\$ (52,212) ¹	May 11, 2017
7602 - OBMP PE 8&9 Engineering Services	\$ (23,720) ²	May 11, 2017
Subtotal Adjustments:	<u>\$ (75,932)</u>	
May 11, 2017 Proposed Budget	<u>\$ 3,683,730</u>	

NOTES:

From FY 2017/18 Proposed Budget - May 11, 2017 Version

¹ Per the request of the Appropriative Pool representatives in attendance at the May 2, 2017 Workshop #2, reduce the Engineering Services budget from \$122,212 down to \$70,000 (a reduction of \$52,212). This budget amount of \$70,000 is the same amount as the FY 2016/17 budget.

² Per the request of the Appropriative Pool representatives in attendance at the May 2, 2017 Workshop #2, reduce the Engineering Services budget by completing some work in the next fiscal year FY 2018/19 which reduced the budget by \$23,720.

To view the changes from previous versions, please click on the links below:

March 28, 2017 to April 25, 2017

<http://www.cbwm.org/FTP/FY%202017-18%20Proposed%20Budget/20170518%20-%20Proposed%20Budget/Changes%20from%20March%2028,%202017%20to%20April%2025,%202017%20Proposed%20Budget.pdf>

April 25, 2017 to May 2, 2017




<http://www.cbwm.org/FTP/FY%202017-18%20Proposed%20Budget/20170518%20-%20Proposed%20Budget/Changes%20from%20April%2025,%202017%20to%20May%202,%202017%20Proposed%20Budget.pdf>

The FY 2017/18 Proposed Budget (May 11, 2017 version) is provided in the following formats as Attachment 1:

- FY 2017/18 Proposed Budget – Variance Format
- FY 2017/18 Proposed Budget – Summary Format
- FY 2017/18 Proposed Budget – Detail Format
- FY 2017/18 Account Number Descriptions
- FY 2017/18 Estimated Assessment Calculation

Attachment 1: [http://www.cbwm.org/FTP/FY%202017-18%20Proposed%20Budget/20170518%20-%20Proposed%20Budget/Attachment%201%20-%2020170511-FY%202017-18%20Proposed%20Budget_\\$11,813,698.pdf](http://www.cbwm.org/FTP/FY%202017-18%20Proposed%20Budget/20170518%20-%20Proposed%20Budget/Attachment%201%20-%2020170511-FY%202017-18%20Proposed%20Budget_$11,813,698.pdf)

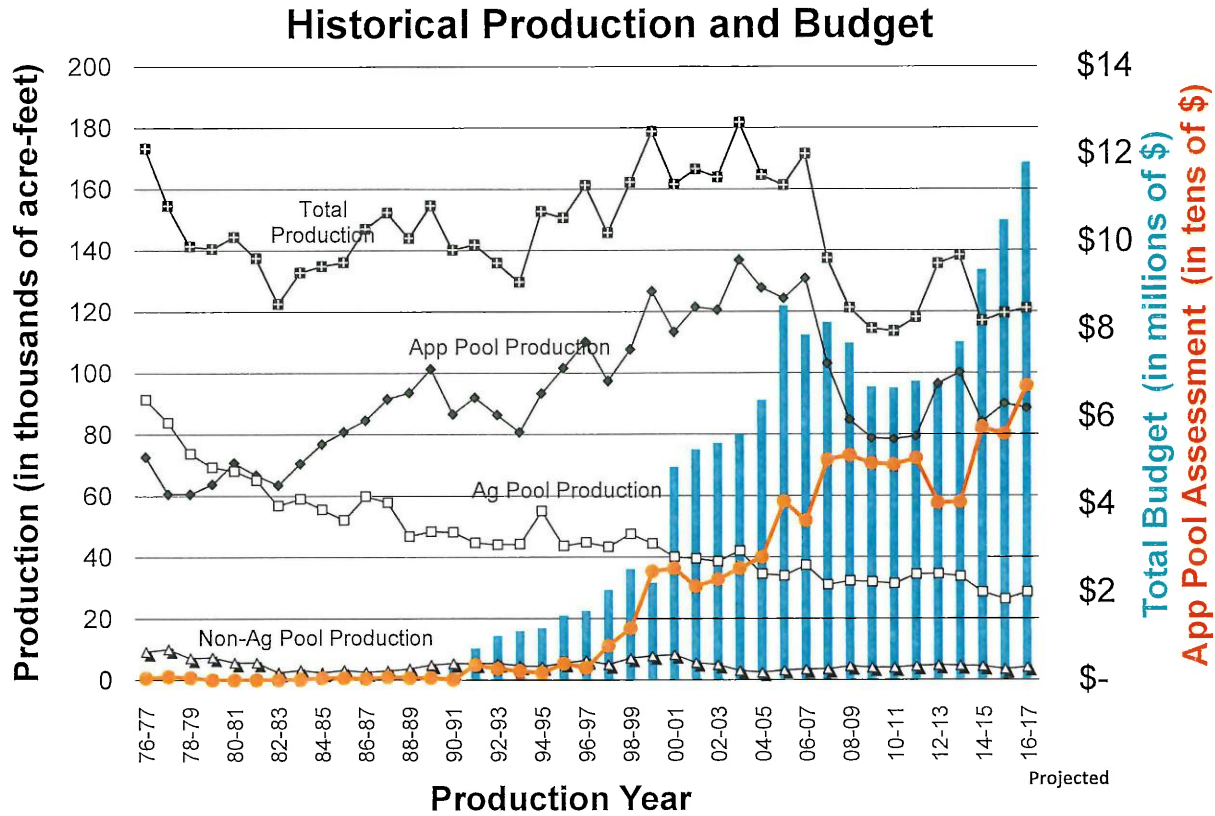
The table listed below provides a comparison of the FY 2017/18 Proposed Budget (May 11, 2017 version) of \$11,813,698 with the FY 2016/17 Approved Budget of \$10,493,469. The blue arrow shows the consolidated budget expenses including all category types and expenses. This blue section totals \$11,813,698 and is the total FY 2017/18 Proposed Budget. To determine what amount will be used for the Production Based Assessments, specific costs must be eliminated from the Total Expenses of \$11,813,698. The green arrow shows the costs (which are included in the Total Expenses) but are excluded from the calculation when determining what expenses are included in the Production Based Assessment amount. After the non-production based expenses and income sources of \$3,695,908 are removed from the calculation, the remaining dollar amount (shown by the yellow arrow) of \$8,117,790 becomes the basis for the Production Based Assessment. The Proposed Assessment is then calculated as \$8,117,790 ÷ 120,999.775 AF = \$67.09 AF.

	FY 2016/17 Approved Budget	FY 2017/18 Mar. 28, 2017 Budget	FY 2016/17 Apr. 25, 2017 Budget	FY 2017/18 May 2, 2017 Budget	FY 2017/18 May 11, 2017 Budget	May 11, 2017 vs. Approved		
Total Administrative Expenses	\$ 2,048,786	\$ 2,183,990	\$ 2,189,365	\$ 2,153,498	\$ 2,153,498	\$ 104,712	 Basis for Total Assessments	
Total General OBMP Expenses	1,700,009	1,382,000	1,382,443	1,426,354	1,374,142	(325,867)		
Total OBMP Implementation Projects	6,744,674	8,410,027	8,534,331	8,309,777	8,286,057	1,541,383		
Total Expenses	\$10,493,469	\$11,976,018	\$12,106,140	\$11,889,630	\$11,813,698	\$ 1,320,229		
Adjustments For Non-Production Based Assessments:								 Non-Production
Recharge Improvements	\$ (2,869,600)	\$ (2,839,000)	\$ (2,839,000)	\$ (2,839,000)	\$ (2,839,000)	\$ 30,600		
Debt Service	(465,200)	(515,375)	(515,375)	(515,375)	(515,375)	(50,175)		
Appropriative Pool - Legal Services	(50,000)	(75,000)	(75,000)	(50,000)	(50,000)	-		
Non-Agricultural Pool - Legal Services	(60,000)	(60,000)	(60,000)	(60,000)	(60,000)	(60,000)		
Interest Income	(19,890)	(39,906)	(39,906)	(39,906)	(39,906)	(20,016)		
MWD Groundwater Storage Program	(158,920)	(161,626)	(161,626)	(161,626)	(161,626)	(2,706)		
SB 222 Fund Use	(158,251)	-	-	-	-	158,251		
Blomquist Update Report	-	-	-	(30,000)	(30,000)	(30,000)		
Transfer From Reserves	-	-	-	-	-	-		
Total Adjustments	(3,781,861)	(3,690,908)	(3,690,908)	(3,695,908)	(3,695,908)	85,953		
Basis For Production Based Assessment	\$ 6,711,605	\$ 8,285,110	\$ 8,415,232	\$ 8,193,722	\$ 8,117,790	\$ 1,406,182	 Production Based Assessments	
Total Estimated Assessable Production	119,475.939	122,287.208	120,999.775	120,999.775	120,999.775	1,523.836		
G&A Expenses	\$ 16.23	\$ 16.12	\$ 16.33	\$ 16.25	\$ 16.25	\$ 0.02		
OBMP & Implementation Projects	\$ 39.95	\$ 51.63	\$ 53.22	\$ 51.47	\$ 50.84	\$ 10.89		
Total Assessment Based Upon Production	\$ 56.18	\$ 67.75	\$ 69.55	\$ 67.72	\$ 67.09	\$ 10.91		

The Total Assessable Production (for budget purposes) is estimated to be 120,999.775 acre-feet which is based upon the actual production numbers for the first three quarters, and projected to estimate the full year's production. The "projected" Total Assessable Production of 120,999.775 acre-feet is higher than the "actual" previous year's Total Assessable Production of 119,475.939 acre-feet by 1,523.836 acre-feet or 1.3%. Higher production results in the current year will decrease the overall assessments per acre-foot, while lower production numbers will increase the overall assessments per acre-foot. The proposed budget contains the proposed assessments of \$16.25 per acre-foot for Administration and \$50.84 per acre-foot for OBMP and Implementation Projects, for a combined total of \$67.09 per acre-foot.

Comparing the current Proposed Assessment as of May 11, 2017 of \$67.09 to the Actual Assessment paid in December 2016 of \$56.18, a variance of \$10.91 or 19.4% is shown. For comparison purposes only, when using last year's actual production of 119,475.939 acre-foot, the Proposed Assessment amount would be \$16.46 per acre-foot for Administration and \$51.49 per acre-foot for OBMP and Implementation Projects, for a combined total of \$67.95 per acre-foot.

The following chart details the Historical Production and Budget for Watermaster:



The purpose of the above chart is to show the historical progression of both production and the budget amounts by fiscal year. The FY 2014/15, FY 2015/16, and FY 2016/17 budget increases reveal the beginning of increased costs for Recharge Improvement Projects. The FY 2017/18 budget (not shown on this chart) continues to show a steep increase from previous years directly related to the increased Recharge Improvement Project costs.

During the distribution and both workshop meetings, staff discussed how the Watermaster budget can be segregated into five separate and distinct categories:

- Watermaster Labor and Burden
- Legal Services
- Engineering Services
- Debt Service and Recharge Improvements Projects
- Recharge Basin O&M and All Other Expenses

LABOR AND BURDEN EXPENSE

The first section of the Proposed FY 2017/18 budget relates to Watermaster Salaries and Burden. The total Salaries and Burden for FY 2017/18 are \$1,726,637 which is \$92,114 or 5.64% above the previous year's Approved Budget of \$1,634,523. The Full Time Equivalent (FTE) number of Watermaster employees for the Proposed FY 2016/17 Budget is 10.0 (FTE) which is the same number of Watermaster employees as the Approved Budget for FY 2016/17.

	FY 2016/17 Approved Budget	FY 2017/18 Proposed Budget	\$ Variance Proposed vs. Approved	% Variance Proposed vs. Approved
Payroll	\$ 1,054,776	\$ 1,107,990	\$ 53,214	5.05%
Burden	\$ 579,747	\$ 618,647	\$ 38,900	6.71%
Total	\$ 1,634,523	\$ 1,726,637	\$ 92,114	5.64%
FTE's	10.0	10.0		

The following assumptions were incorporated into the FY 2017/18 Labor and Burden budget of \$1,726,637 as directed by the Personnel Committee:

- Current staffing levels based on ten (10) FTE's
- Includes a 1.7% CPI increase, consistent with the Personnel Committee policy for the last five years
- Labor allocations for FY 2017/18 are 75% Admin, 5% OBMP and 20% Implementation Projects
- Assumes a health premium increase of 10% effective January 1, 2018

The FY 2017/18 Staffing Level Chart and Proposed Pay Schedule are located as Attachment 2 as follows:

Attachment 2: [http://www.cbwm.org/FTP/FY%202017-18%20Proposed%20Budget/20170518%20-%20Proposed%20Budget/Attachment%20%20-%2020170511-FY%202017-18%20Proposed%20Pay%20Schedule-\\$1,726,637.pdf](http://www.cbwm.org/FTP/FY%202017-18%20Proposed%20Budget/20170518%20-%20Proposed%20Budget/Attachment%20%20-%2020170511-FY%202017-18%20Proposed%20Pay%20Schedule-$1,726,637.pdf)

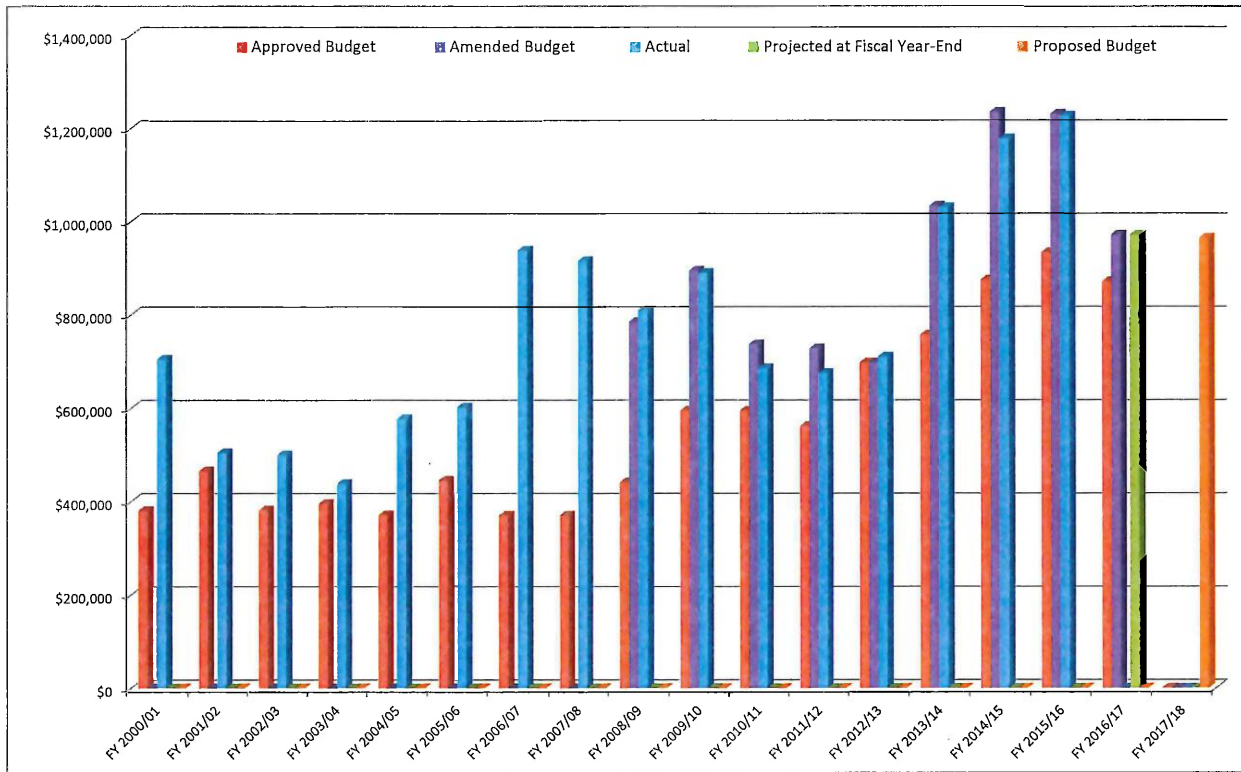
LEGAL SERVICES

The second section of the Proposed FY 2017/18 budget relates to Watermaster Legal Services. A historical chart of the last 15+ years of budgeted vs. actual Watermaster legal cost is presented below. Three of the seven previous years' legal services budget had remained relatively flat, and additional unbudgeted legal expenses occurred in FY 2013/14, FY 2014/15, FY 2015/16, and FY 2016/17 which increased the budget. For FY 2016/17, the legal expenses are projected at \$971,426. A Budget Amendment Form is being submitted for approval during the May 2017 meetings which will increase the legal services budget from \$871,426 to \$971,426 for FY 2016/17.

The Proposed FY 2017/18 Brownstein Hyatt Farber Schreck budget (March 28, 2017 version) was presented during the Budget/Distribution meeting in the amount of \$972,446. Before the April 25, 2017 workshop, the Legal Services budget was increased by \$7,500 to \$979,946 for a comprehensive review of Watermaster's Employee Manual as a result of changing California and Federal laws. The May 2, 2017 version of \$964,783 shows a decrease of \$15,163 related to the Rules and Regulations activity. The reduction is a result of a portion of the work being completed in FY 2016/17 with the remaining activities being performed in FY 2017/18.

The Proposed FY 2017/18 Budget of \$964,783 is \$6,643 or 0.7% lower than the FY 2016/17 Amended Budget of \$971,426. For comparison purposes, the 5-Year Average (Actual Amounts) for Legal Services total \$1,023,744 compared to the Proposed FY 2017/18 budget of \$964,783.

There are no new accounts or categories that have been added to the Legal Services budget for FY 2017/18.



Activities resulting in legal expenses beyond routine activities:

2000/01: Peace I and Desalter negotiations 2002/04: Relatively routine activities 2005/06: Santa Ana River water rights application, beginning of Peace II negotiations
 2007/08: Peace II especially heavy in 2007 and into 2008 2008/09: Watermaster transitioned to Judge Wade and had four informational Court hearings
 2009/10: Water Auction, Paragraph 31 Motion 2010/12: Desalter Negotiations, Paragraph 31 Motion, Archibald South Plume, Chino Airport Plume
 2012/13: Recharge Master Plan Update, CDA/Chino Airport Plume, Refresh/Recharge/Reunite 2013/14: CCG Motion, Safe Yield Recalculation, RMPU, City of Fontana Motion
 2014/15: Safe Yield Recalculation, CalPERS/Personnel Matters 2015/16: Safe Yield Recalculation, CalPERS/Personnel Matters
 2016/17: Safe Yield Recalculation, CalPERS/Personnel Matter

	FY 2011/12 June Actual	FY 2012/13 June Actual	FY 2013/14 June Actual	FY 2014/15 June Actual	FY 2015/16 June Actual	FY 2016/17 Amended ¹ Budget	FY 2017/18 Apr. 25, 2017 Budget	FY 2017/18 May 2, 2017 Budget	FY 2017/18 May 11, 2017 Budget	\$'s Over (Under)
6070 Watermaster Legal Services										
6071 Legal Services - Court Coordination	939	28,395	5,555	5,851	34,226	40,950	41,250	41,250	41,250	300
6072 Legal Services - Rules & Regs	30,466	38,313	17,122	0	0	30,113	30,338	15,175	15,175	(14,938)
6073 Legal Services - Personnel Matters	57,511	50,142	109,549	147,908	182,791	135,000	25,000	25,000	25,000	(110,000)
6074 Legal Services - Interagency Issues	7,667	18,477	3,717	1,721	0	30,600	30,600	30,600	30,600	0
6075 Legal Services - Replenishment Water	42,187	0	0	0	0	0	0	0	0	0
6076 Legal Services - Storage Issues	16,387	6,642	0	0	0	0	0	0	0	0
6077 Legal Services - Party Status Maintenance	0	0	1,512	20,070	459	28,700	28,700	28,700	28,700	0
6078 Legal Services - Miscellaneous	69,604	64,186	101,269	122,341	146,108	35,350	35,350	35,350	35,350	0
6078.10 Refresh, Recharge, Reunite	0	36,196	0	0	0	0	0	0	0	0
6078.11 Safe Yield Recalculation	0	19,492	0	0	0	0	0	0	0	0
6078.12 CCG Motion	0	0	75,505	9,455	3,080	0	0	0	0	0
6078.20 Pool Issues Resolution Facilitation	0	4,055	0	0	0	0	0	0	0	0
Total 6070 Watermaster Legal Services	\$ 224,759	\$ 265,898	\$ 314,230	\$ 307,346	\$ 366,664	\$ 300,713	\$ 191,238	\$ 176,075	\$ 176,075	\$(124,638)
6275 Legal Services - Advisory Committee Meeting	25,781	21,659	12,969	14,358	13,926	18,700	18,700	18,700	18,700	0
6375 Legal Services - Board Meeting	68,299	58,588	108,899	61,455	57,106	77,220	77,220	77,220	77,220	0
6375.1 Legal Services - Board Briefings/Workshops	0	0	0	0	0	11,163	11,163	11,163	11,163	0
8375 Legal Services - Approp. Pool Meeting	23,117	46,387	20,691	18,595	16,507	28,050	28,050	28,050	28,050	0
8475 Legal Services - Ag. Pool Meeting	20,763	28,171	24,194	17,877	15,885	28,050	28,050	28,050	28,050	0
8575 Legal Services - Non-Ag. Pool Meeting	26,075	31,115	37,073	19,137	16,383	28,050	28,050	28,050	28,050	0
8575.1 Legal Services - Paragraph 51 - CSI/ACM	0	10,759	0	0	0	0	0	0	0	0
Total Watermaster Legal Services - Meetings	\$ 164,036	\$ 196,660	\$ 203,826	\$ 131,422	\$ 119,807	\$ 191,233	\$ 191,233	\$ 191,233	\$ 191,233	\$ -
6907 OBMP - Legal										
6907.3 WM Legal Counsel	0	0	0	0	0	0	0	0	0	0
6907.30 Peace II - CEQA	3,365	1,071	0	0	0	0	0	0	0	0
6907.31 Archibald South Plume	6,642	0	0	95	0	24,500	24,500	24,500	24,500	0
6907.32 Chino Airport Plume	10,359	67,665	11,277	0	0	24,500	24,500	24,500	24,500	0
6907.33 Desalter/Hydraulic Control Issues	84,113	65,754	23,780	1,229	0	28,700	21,525	21,525	21,525	(7,175)
6907.34 Santa Ana River Water Rights	15,439	10,681	3,223	10,800	5,851	25,300	26,200	26,200	26,200	900
6907.35 Paragraph 31 Motion	112,572	20,912	0	0	0	0	0	0	0	0
6907.36 Santa Ana River Habitat	12,100	4,757	684	2,164	965	0	69,300	69,300	69,300	69,300
6907.37 Storage and Recovery, Water Auction	0	0	0	0	0	0	0	0	0	0
6907.38 Reg. Water Quality Control Board	0	0	63	0	0	14,350	14,350	14,350	14,350	0
6907.39 Recharge Master Plan	41,812	64,399	98,026	34,225	19,704	56,400	86,400	86,400	86,400	30,000
6907.40 Storage Agreements	0	12,770	4,197	0	535	108,180	173,600	173,600	173,600	65,420
6907.41 Prado Basin Habitat Sustainability	0	153	0	0	11,039	14,350	15,200	15,200	15,200	850
6907.42 Safe Yield Recalculation	0	0	206,810	691,014	643,959	68,600	69,200	69,200	69,200	600
6907.43 RMPU - City of Fontana Motion	0	0	164,907	63	0	0	0	0	0	0
6907.44 SGMA Compliance * new as of Jan. 1, 2016	0	0	0	0	58,665	85,100	43,200	43,200	43,200	(41,900)
6907.9 WM Legal Counsel - Unanticipated	0	0	0	0	0	29,500	29,500	29,500	29,500	0
Total 6907 Watermaster Legal Expenses	\$ 286,402	\$ 248,162	\$ 512,969	\$ 739,590	\$ 740,718	\$ 479,480	\$ 597,475	\$ 597,475	\$ 597,475	\$ 117,995
TOTAL WATERMASTER LEGAL EXPENSES	\$ 675,196	\$ 710,720	\$ 1,031,025	\$ 1,178,358	\$ 1,227,189	\$ 971,426	\$ 979,946	\$ 964,783	\$ 964,783	\$ (6,643)
	5 Year Average (Actuals)									\$ 1,023,744

Note: ¹ Proposed Amendment for \$100,000 TBD before June 30, 2017

As with the past practice for the last five years, the Brownstein Hyatt Farber Schreck Legal Services budget has been developed using a formula of assumed hours to complete a specific tasks multiplied by the hourly rate. Brownstein Hyatt Farber Schreck hourly rates are not changing for the FY 2017/18 period. Brownstein has provided a detailed memorandum and worksheet which is provided as Attachment 3 (updated version dated May 11, 2017). These documents (previous versions dated March 28, 2017; April 25, 2017; and May 2, 2017) were provided as handouts at the Budget Distribution meeting, Budget Workshop #1, Budget Workshop #2 and also available on the Watermaster website under the FTP location.

Attachment 3: [http://www.cbwm.org/FTP/FY%202017-18%20Proposed%20Budget/20170518%20-%20Proposed%20Budget/Attachment%203%20-%2020170511-FY%202017-18%20BHFS%20Legal%20Services_\\$964,783.xls.pdf](http://www.cbwm.org/FTP/FY%202017-18%20Proposed%20Budget/20170518%20-%20Proposed%20Budget/Attachment%203%20-%2020170511-FY%202017-18%20BHFS%20Legal%20Services_$964,783.xls.pdf)

ENGINEERING SERVICES

The third section of the Proposed FY 2017/18 budget relates to Watermaster Engineering Services. Various versions of the Engineering Services budget has been presented. The Proposed FY 2017/18 Engineering Services budget (March 28, 2017 version) was presented in the amount of \$3,745,454. The April 25, 2017 version was presented in the amount of \$3,936,009 at Workshop #1. The May 2, 2017 version was presented in the amount of \$3,759,662 at Workshop #2.

Per the instructions from the Appropriative Pool representatives in attendance at the May 2, 2017 Workshop #2, the Engineering Services budget was reduced by \$75,392. The May 11, 2017 Engineering Services budget was adjusted to \$3,683,730.

The May 11, 2017 version of the Engineering Services budget is proposed at \$3,683,730 which is \$942,878 or 34.4% higher than the Approved FY 2016/17 Budget of \$2,740,852. Note while some accounts are lower than the previous fiscal year budget, the largest increase in the FY 2017/18 budget is directly related to the installation of the Northwest MZ-1 Extensometer facility.

These documents are provided as Attachments 4 and 6.

Attachment 4: [http://www.cbwm.org/FTP/FY%202017-18%20Proposed%20Budget/20170518%20-%20Proposed%20Budget/Attachment%204%20-%2020170511-FY%202017-18%20WEI%20Engineering%20Services%20Tables \\$3,683,729.pdf](http://www.cbwm.org/FTP/FY%202017-18%20Proposed%20Budget/20170518%20-%20Proposed%20Budget/Attachment%204%20-%2020170511-FY%202017-18%20WEI%20Engineering%20Services%20Tables%20$3,683,729.pdf)

Attachment 6: [http://www.cbwm.org/FTP/FY%202017-18%20Proposed%20Budget/20170518%20-%20Proposed%20Budget/Attachment%206%20-%2020170511-FY%202017-18%20WEI%20Engineering%20Services-Narrative%20&%20Scope-\\$3,683,729.pdf](http://www.cbwm.org/FTP/FY%202017-18%20Proposed%20Budget/20170518%20-%20Proposed%20Budget/Attachment%206%20-%2020170511-FY%202017-18%20WEI%20Engineering%20Services-Narrative%20&%20Scope-$3,683,729.pdf)

Incorporated within the Engineering Services budget of \$3,683,730 is the Ground Level Monitoring Committee recommendations for FY 2017/18. The GLMC recommended a proposed budget of \$1,929,952 less anticipated "Carry-Over" funding of \$116,268 for a budget amount of \$1,813,684 for FY 2017/18 ($\$1,929,952 - \$116,268 = \$1,813,684$). Based on the discussions at meetings held by the Ground Level Monitoring Committee, the recommendations and associated budget are shown as Attachment 5.

Attachment 5: [http://www.cbwm.org/FTP/FY%202017-18%20Proposed%20Budget/20170518%20-%20Proposed%20Budget/Attachment%205%20-%2020170511-FY%202017-18%20GLMC Cost%20Estimate \\$1,813,684.pdf](http://www.cbwm.org/FTP/FY%202017-18%20Proposed%20Budget/20170518%20-%20Proposed%20Budget/Attachment%205%20-%2020170511-FY%202017-18%20GLMC%20Cost%20Estimate%20$1,813,684.pdf)

The following chart details the proposed Engineering Services budget for FY 2017/18 categorized by Watermaster account number. The comparison is between the FY 2017/18 Budget (May 11, 2017 version) of \$3,683,730 and the FY 2016/17 Approved Budget of \$2,740,852.

	FY 2015/16 Actual Expenditures	FY 2016/17 Approved Budget	FY 2017/18 Mar. 28, 2017 Budget	FY 2017/18 Apr. 25, 2017 Budget	FY 2016/17 May 2, 2017 Budget	FY 2017/18 May 11, 2017 Budget	\$'s Over (Under)
Engineering Services							
6066 Engineering Services	\$0	\$0	\$0	\$0	\$0	\$0	\$0
6906 OBMP - Engineering	39,391	28,560	29,164	29,164	29,164	29,164	\$604
6906.1 OBMP - Watermaster Model Application	307,714	176,460	59,164	59,164	59,164	59,164	(\$117,296)
6906.2 OBMP - Basin Wide Objectives	0	0	0	0	0	0	\$0
6906.21 OBMP - State of the Basin Report	0	100,000	0	0	0	0	(\$100,000)
6906.22 OBMP - Water Rights Compliance Reporting	15,594	25,308	25,528	25,528	25,528	25,528	\$220
6906.23 OBMP - SGMA Reporting Requirements	20,047	28,040	24,392	24,392	24,392	24,392	(\$3,648)
6906.24 OBMP - Compliance with SB 88	0	75,000	7,012	7,012	7,012	7,012	(\$67,988)
6906.25 OBMP - Assessment of Cultural Conditions-SYRA	0	213,740	0	0	0	0	(\$213,740)
6906.31 OBMP - Pool, Advisory, Board Meetings	69,312	96,114	96,950	96,950	96,950	96,950	\$836
6906.32 OBMP - Other General Meetings	21,916	36,045	36,381	36,381	36,381	36,381	\$336
6906.33 OBMP - Appropriative Pool Issue Resolution	0	0	0	0	0	0	\$0
6906.4 OBMP - CEQA	0	0	0	0	0	0	\$0
6906.70 OBMP - Misc. Data Requests	0	0	0	0	0	0	\$0
6906.71 OBMP - Data Requests - CBWM GM/Staff	222,673	91,156	109,440	109,440	109,440	109,440	\$18,284
6906.72 OBMP - Data Requests - Non CBWM Staff	17,463	31,348	31,752	31,752	31,752	31,752	\$404
6906.73 OBMP - Safe Yield Recalculation	97,575	0	0	0	0	0	\$0
6906.74 OBMP - Material Physical Injury Requests	8,409	70,000	122,212	122,212	122,212	70,000	\$0
6906.81 OBMP - Prepare the 38th and 39th Annual Reports	0	59,688	40,192	40,192	20,000	20,000	(\$39,688)
6906.82 OBMP - Support for the Assessment Package	0	66,000	0	0	0	0	(\$66,000)
6906.9 OBMP - 2018 RMPU Recharge Master Update	0	0	0	0	65,000	65,000	\$65,000
7101.3 Production Monitoring - Engineering Services	0	0	0	0	0	0	\$0
7102.3 In-Line Meter - Engineering Services	0	0	0	0	0	0	\$0
7103.3 Grdwtr Quality - Engineering Services	98,074	129,555	128,595	128,595	128,595	128,595	(\$960)
7103.5 Grdwtr Quality - Laboratory Services	48,037	39,205	49,109	49,109	49,109	49,109	\$9,904
7104.3 Grdwtr Level - Engineering Services	184,453	192,667	205,859	205,859	205,859	205,859	\$13,192
7104.8 Grdwtr Level - Contract Services	0	10,000	10,000	10,000	10,000	10,000	\$0
7104.9 Grdwtr Level - Capital Equipment	(3,621)	7,000	8,000	8,000	8,000	8,000	\$1,000
7107.2 Ground Level - Engineering Services	50,362	52,540	50,654	50,654	50,654	50,654	(\$1,886)
7107.3 Ground Level - SAR Imagery	29,000	85,000	86,608	86,608	86,608	86,608	\$1,608
7107.6 Ground Level - Contract Services	163,519	100,197	98,315	144,356	144,356	144,356	\$44,159
7107.61 Ground Level - Chino Hills ASR	0	0	0	0	0	0	\$0
7107.7 Ground Level - Extensometer Installation	0	0	0	0	0	0	\$0
7107.8 Ground Level - Capital Equipment	0	3,500	3,500	3,500	3,500	3,500	\$0
7108.3 Hydraulic Control Monitoring - Engineering Services	46,341	57,607	19,800	19,800	19,800	19,800	(\$37,807)
7108.31 Hydraulic Control Monitoring - Eng. Serv. - PBHSP	125,460	276,864	122,159	122,159	122,159	122,159	(\$154,705)
7108.32 Hydraulic Control Monitoring - Adaptive Mgmt Plan	64,254	0	0	0	0	0	\$0
7108.4 Hydraulic Control Monitoring - Laboratory Services	8,528	25,081	24,064	24,064	24,064	24,064	(\$1,017)
7108.41 Hydraulic Control Monitoring - Lab. Serv. - PBHSP	45,838	49,216	18,500	18,500	18,500	18,500	(\$30,716)
7108.6 Hydraulic Control Monitoring - Contract Services	0	65,000	5,000	5,000	5,000	5,000	(\$60,000)
7108.7 Hydraulic Control Monitoring - Well Installation - PBH	4,428	0	0	0	0	0	\$0
7108.9 Hydraulic Control Monitoring - Contract Services	0	0	0	0	0	0	\$0
7109.3 Recharge & Well Monitoring - Engineering Services	15,098	23,318	23,377	23,377	23,377	23,377	\$59
7202.2 Comp Recharge - Engineering Services	88,444	161,016	161,976	161,976	161,976	161,976	\$960
7202.3 Comp Recharge - Implementation	0	0	0	0	0	0	\$0
7203 Comp Recharge - Contract Services	0	0	0	0	0	0	\$0
7303 OBMP - Engineering Services	0	9,480	9,640	9,640	9,640	9,640	\$160
7402 OBMP - Engineering Services	74,021	81,212	103,290	103,290	103,290	103,290	\$22,078
7403 OBMP - Contract Services	11,000	60,000	20,000	20,000	20,000	20,000	(\$40,000)
7402.10 OBMP - Northwest MZ1 Area Project	248,750	104,599	1,382,820	1,527,334	1,527,334	1,527,334	\$1,422,735
7502 OBMP - Engineering Services	26,405	43,440	79,113	79,113	79,113	79,113	\$35,673
7503 OBMP - Contract Services (Plume)	0	0	0	0	0	0	\$0
7510 IEUA Maximum Benefit Salinity Mgmt. Plan	0	0	209,677	209,677	125,806	125,806	\$125,806
7602 OBMP - Engineering Services	14,536	66,896	343,211	343,211	205,927	182,207	\$115,311
Total Engineering Services	\$2,163,018	\$2,740,852	\$3,745,454	\$3,936,009	\$3,759,662	\$3,683,730	\$942,878

DEBT SERVICE AND RECHARGE IMPROVEMENT PROJECTS

The fourth section of the Proposed FY 2017/18 budget relates to Watermaster's Debt Service and Recharge Improvement Projects.

Debt Service:

The Proposed FY 2017/18 Debt Service budget is \$515,375. The FY 2016/17 budget for this category was \$465,200.

The Debt Service is based upon principal and interest on 2008B Variable Revenue Rate Bonds that financed the Chino Basin Improvement Recharge Facilities Project. IEUA and Watermaster share the principal and interest expenses on a 50/50 basis. For the FY 2017/18 budget, the Debt Service (account 7690.1) for Watermaster's 50% portion is budgeted with the following assumptions:

Principal payment:	\$341,525
Interest expenses:	\$129,500
Financing expenses:	<u>\$ 44,350</u>
Total Debt Service:	<u>\$515,375</u>

- The FY 2017/18 forecasted interest rate is 2.0%
- Any interest rate savings between the actual interest rate and the forecasted interest rate of 2.0% will be refunded to Watermaster after completion of the annual reconciliation (close of FY 2017/18 year).
- Watermaster does not budget for any interest rate adjustments(s) for previous years credits
- The payment for Debt Service is issued annually to IEUA in July

Recharge Improvement Projects:

The Proposed FY 2017/18 Recharge Improvement Projects budget is \$2,839,000. The FY 2016/17 budget for this category was \$2,869,600.

The Recharge Investigations and Projects Committee RIPCom meets every third Thursday of the month, after the Advisory Committee meeting, and has followed this schedule since November 2013. The last meeting of the RIPCom group was held on April 20, 2017. During the RIPCom meetings, the majority of time is spent to review ongoing capital projects and discuss the future years' capital expense projections. The Recharge Improvement Projects have been detailed and discussed during the RIPCom meetings and the current fiscal year budget expenses, along with the upcoming three fiscal years so the parties have an understanding of current funding requirements and needs, and the future funding commitments. For FY 2017/18, the following four projects are budgeted as follows:

- The RMPU Amendment - Task Order #1 (7690.15) is budgeted at \$1,455,500. This is an ongoing multi-year project has been reported monthly as part of the Recharge Investigations and Projects Committee RIPCom. The budget for FY 2017/18 is a decrease of \$94,500 or 6.1% from the prior year's budget of \$1,550,000.
- The Victoria Basin Recharge Improvement Project (7690.25) is budgeted at \$32,500. This project is new for FY 2017/18 and will be reported monthly as part of the Recharge Investigations and Projects Committee RIPCom. The budget for FY 2017/18 is an increase of \$32,500 or 100% from the prior year's budget of \$0.
- The RP-3 Construction Project (7690.35) is budgeted at \$325,000. This project is new for FY 2017/18 and will be reported monthly as part of the Recharge Investigations and Projects Committee RIPCom. The budget for FY 2017/18 is an increase of \$325,000 or 100% from the prior year's budget of \$0.
- The Lower Day Basin RMPU Improvements - Task Order #2 (7690.8) is budgeted at \$1,026,000 for FY 2017/18. This is an ongoing multi-year project and has been reported monthly as part of the Recharge Investigations and Projects Committee RIPCom. The budget for FY 2017/18 is an increase of \$886,000 or 632.9% from the prior year's budget of \$140,000.

The current budget details regarding the Recharge Improvement Projects are shown as Attachment 8.

Attachment 8: [http://www.cbwm.org/FTP/FY%202017-18%20Proposed%20Budget/20170518%20-%20Proposed%20Budget/Attachment%208%20-%2020170511-FY%202017-18%20Recharge%20Projects%20\\$2,839,000.pdf](http://www.cbwm.org/FTP/FY%202017-18%20Proposed%20Budget/20170518%20-%20Proposed%20Budget/Attachment%208%20-%2020170511-FY%202017-18%20Recharge%20Projects%20$2,839,000.pdf)

ALL OTHER EXPENSES

The fifth section of the Proposed FY 2017/18 budget relates to All Other Expenses, or expenses that do not fall into the other four categories. The largest component of this section is the Recharge Basin O&M expenses (account 7206). The FY 2017/18 budget is \$1,057,632 which is an increase of \$82,675 or 8.5% when compared to the FY 2016/17 budget of \$974,957.

The Recharge Basin O&M expenses are based upon the Agreement for Operations and Maintenance of Facilities to Implement the Chino Basin Recharge Master Plan. The Recharge O&M expenses are shared costs between IEUA and Watermaster. The pro-rata cost sharing methodology is based on the relative proportion of recycled water to the total water recharged in the basins.

The total FY 2017/18 budget for the Watermaster's portion of the shared costs for Recharge Basin O&M expenses are \$1,057,632. The following details are provided for the O&M costs:

- No adjustments(s) for previous years credits
- Prior year's budget: \$974,957

Operations & Maintenance

Expenses	2017/18 Budget	Funding from CBWM	Funding from IEUA	
SBCFCD	\$12,000	↓		
CBWCD	2,000			
IEUA – O&M				
General Basin	797,317			
GWR Administration	455,319			
Specialty O&M	95,000			
Utilities	72,000			
General Allocation (10%)	143,364			
Operations & Maintenance (Pro-rata)	\$1,577,000		\$1,057,632	\$519,368
Montclair Basin Gate Rehabilitation RW18001	\$75,000		37,500	37,500
TOTAL	\$1,652,000	\$1,095,132	\$556,868	

- Based on agreement for operations & maintenance of facilities to implement the Chino Basin Recharge Master Plan
- Pro-rata cost share methodology is based on the relative proportion of recycled water to the total water recharged in the basins.



The detailed worksheets provided by IEUA for the FY 2017/18 budget are shown as Attachment 7.

Attachment 7: [http://www.cbwm.org/FTP/FY%202017-18%20Proposed%20Budget/20170518%20-%20Proposed%20Budget/Attachment%207%20-%2020170511-FY%202017-18%20O&M%20Budget \\$1,057,632.pdf](http://www.cbwm.org/FTP/FY%202017-18%20Proposed%20Budget/20170518%20-%20Proposed%20Budget/Attachment%207%20-%2020170511-FY%202017-18%20O&M%20Budget%20$1,057,632.pdf)

The complete set of FY 2017/18 detailed documents have been uploaded to the FTP site at: <http://www.cbwm.org/FTP/FY%202017-18%20Proposed%20Budget/20170511%20-%20Proposed%20Budget/>

ATTACHMENTS

1. FY 2017-18 Proposed Budget: [http://www.cbwm.org/FTP/FY%202017-18%20Proposed%20Budget/20170518%20-%20Proposed%20Budget/Attachment%201%20-%2020170511-FY%202017-18%20Proposed%20Budget_\\$11,813,698.pdf](http://www.cbwm.org/FTP/FY%202017-18%20Proposed%20Budget/20170518%20-%20Proposed%20Budget/Attachment%201%20-%2020170511-FY%202017-18%20Proposed%20Budget_$11,813,698.pdf)
2. FY 2017-18 Proposed Staffing and Pay Schedule: [http://www.cbwm.org/FTP/FY%202017-18%20Proposed%20Budget/20170518%20-%20Proposed%20Budget/Attachment%202%20-%2020170511-FY%202017-18%20Proposed%20Pay%20Schedule-\\$1,726,637.pdf](http://www.cbwm.org/FTP/FY%202017-18%20Proposed%20Budget/20170518%20-%20Proposed%20Budget/Attachment%202%20-%2020170511-FY%202017-18%20Proposed%20Pay%20Schedule-$1,726,637.pdf)
3. FY 2017-18 Proposed Legal Services Budget \$964,783: [http://www.cbwm.org/FTP/FY%202017-18%20Proposed%20Budget/20170518%20-%20Proposed%20Budget/Attachment%203%20-%2020170511-FY%202017-18%20BHFS%20Legal%20Services_\\$964,783.xls.pdf](http://www.cbwm.org/FTP/FY%202017-18%20Proposed%20Budget/20170518%20-%20Proposed%20Budget/Attachment%203%20-%2020170511-FY%202017-18%20BHFS%20Legal%20Services_$964,783.xls.pdf)
4. FY 2017-18 Proposed Engineering Services Budget \$3,683,729: [http://www.cbwm.org/FTP/FY%202017-18%20Proposed%20Budget/20170518%20-%20Proposed%20Budget/Attachment%204%20-%2020170511-FY%202017-18%20WEI%20Engineering%20Services%20Tables_\\$3,683,729.pdf](http://www.cbwm.org/FTP/FY%202017-18%20Proposed%20Budget/20170518%20-%20Proposed%20Budget/Attachment%204%20-%2020170511-FY%202017-18%20WEI%20Engineering%20Services%20Tables_$3,683,729.pdf)
5. FY 2017-18 Ground-Level Monitoring Program & Northwest MZ1 Area Plan \$1,813,684: [http://www.cbwm.org/FTP/FY%202017-18%20Proposed%20Budget/20170518%20-%20Proposed%20Budget/Attachment%205%20-%2020170511-FY%202017-18%20GLMC_Cost%20Estimate_\\$1,813,684.pdf](http://www.cbwm.org/FTP/FY%202017-18%20Proposed%20Budget/20170518%20-%20Proposed%20Budget/Attachment%205%20-%2020170511-FY%202017-18%20GLMC_Cost%20Estimate_$1,813,684.pdf)
6. FY 2017-18 Proposed Engineering Budget – Narrative: [http://www.cbwm.org/FTP/FY%202017-18%20Proposed%20Budget/20170518%20-%20Proposed%20Budget/Attachment%206%20-%2020170511-FY%202017-18%20WEI%20Engineering%20Services-Narrative%20&%20Scope-\\$3,683,729.pdf](http://www.cbwm.org/FTP/FY%202017-18%20Proposed%20Budget/20170518%20-%20Proposed%20Budget/Attachment%206%20-%2020170511-FY%202017-18%20WEI%20Engineering%20Services-Narrative%20&%20Scope-$3,683,729.pdf)
7. FY 2017-18 Proposed Recharge O&M and Debt Service: [http://www.cbwm.org/FTP/FY%202017-18%20Proposed%20Budget/20170518%20-%20Proposed%20Budget/Attachment%207%20-%2020170511-FY%202017-18%20O&M%20Budget_\\$1,057,632.pdf](http://www.cbwm.org/FTP/FY%202017-18%20Proposed%20Budget/20170518%20-%20Proposed%20Budget/Attachment%207%20-%2020170511-FY%202017-18%20O&M%20Budget_$1,057,632.pdf)
8. FY 2017-18 Proposed Recharge Improvement Projects Budget: [http://www.cbwm.org/FTP/FY%202017-18%20Proposed%20Budget/20170518%20-%20Proposed%20Budget/Attachment%208%20-%2020170511-FY%202017-18%20Recharge%20Projects_\\$2,839,000.pdf](http://www.cbwm.org/FTP/FY%202017-18%20Proposed%20Budget/20170518%20-%20Proposed%20Budget/Attachment%208%20-%2020170511-FY%202017-18%20Recharge%20Projects_$2,839,000.pdf)

THIS PAGE
HAS
INTENTIONALLY
BEEN LEFT
BLANK
FOR PAGINATION

CHINO BASIN WATERMASTER

III. REPORTS/UPDATES

E. INLAND EMPIRE UTILITIES AGENCY

1. MWD Update (Written)
2. State and Federal Legislative Reports
3. Community Outreach/Public Relations Report



CHINO BASIN WATERMASTER

ADVISORY COMMITTEE

May 18, 2017

INLAND EMPIRE UTILITIES AGENCY REPORTS

Discussion Items:

- IEUA Updates (Written)

Written Items:

- Water Supply Conditions
- State and Federal Legislative Reports
- Community Outreach/Public Relations Report
- IEUA Water Forum Newsletter

**CBWM Advisory Committee Meeting
May 18, 2017**

Inland Empire Utilities Agency
Water Resources Updates

STATE WATER UPDATE:

San Bernardino County received a grant from State Water Resources Control Board through the Proposition 1 Stormwater Grant Program to develop the San Bernardino County Santa Ana River Watershed (SBC SARW) Stormwater Resource Plan (SWRP). The plan, which was initiated in April, will include projects that address water quality concerns, increase water supply, provide flood control, and provide environmental or community benefits.


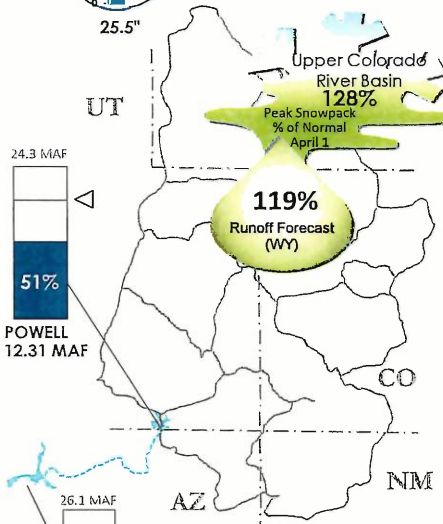
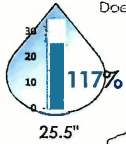
Technical Advisory Committee partners for the plan include San Bernardino County Department of Public Works and Flood Control, San Bernardino Valley Municipal Water District, Chino Basin Watermaster, Santa Ana Watershed Project Authority, and IEUA. A call for projects is currently underway, and all cities and agencies are encouraged to submit any stormwater related projects to the list. The draft project list will be due by October, with the draft report targeted for November 2017.

MWD UPDATE:

MWD is actively pursuing opportunities for storage within available storage programs. It is anticipated that MWD will initiate request for storage within Chino Basin as part of the Dry Year Yield/Conjunctive Use Program.

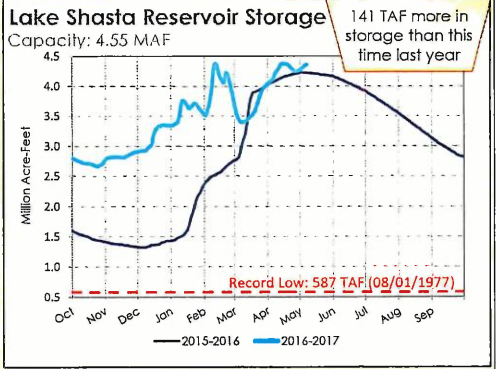
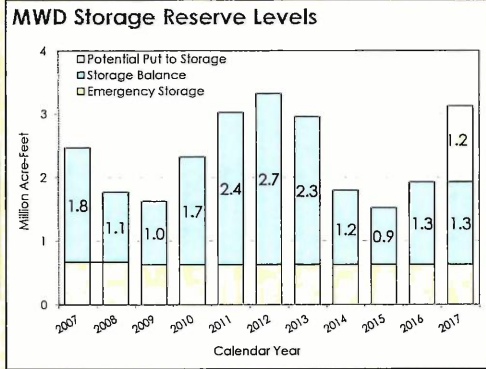
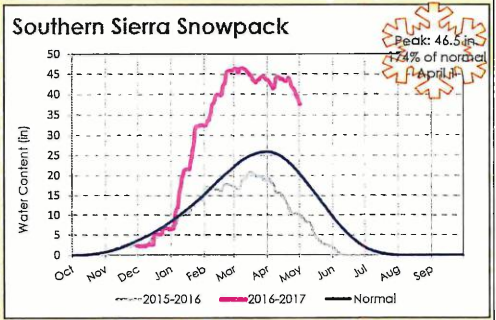
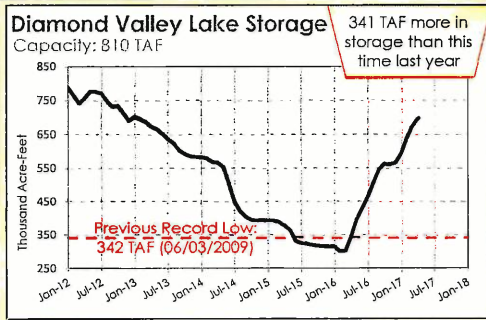
2017 Colorado River

963,000 AF
77% of full CRA
Does not include storage withdrawals



Highlights

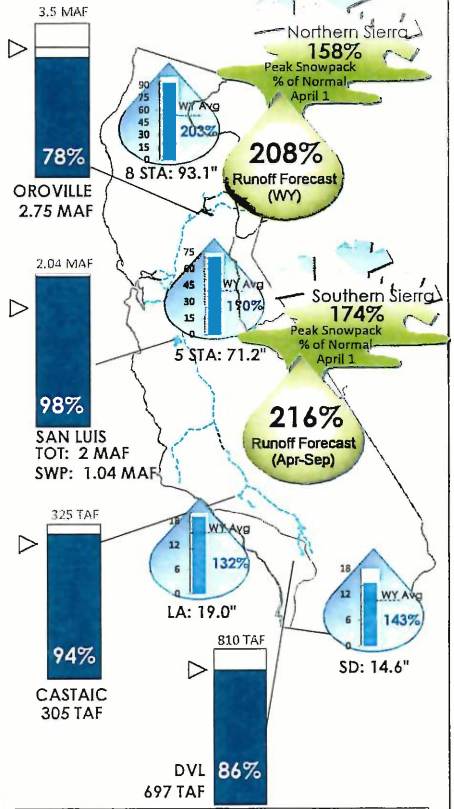
- Current Runoff Forecast from Northern Sierra (208%), Southern Sierra (216%), and Upper Colorado River Basin (119%).
- State Water Project allocation at 85% of Table A supplies.
- Chance of shortage for the Lower Colorado River Basin in 2018 is negligible.



This report is produced by the Water Resource Management and contains information from various federal, state, and local agencies. The Metropolitan Water District of Southern California cannot guarantee the accuracy or completeness of this information. Readers should refer to the relevant state, federal, and local agencies for additional or for the most up to date water supply information. Reservoirs, lakes, aqueducts, maps, valentines, and all other visual representations on this report are not drawn to scale.
<http://www.mwdh2o.com/WSCR>
This report is best printed double sided on legal size paper (8.5" x 14") and folded in quarters.

2017 SWP Allocation

1,624,775 AF
85% of Table A



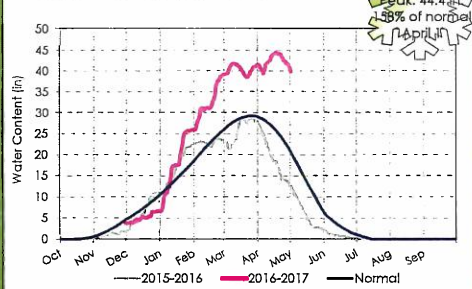
Legend:
Rainfall to Date (in)
WY Avg
% Normal WY to Date
Capacity
Average EOM
Current Storage (% Capacity)

P263

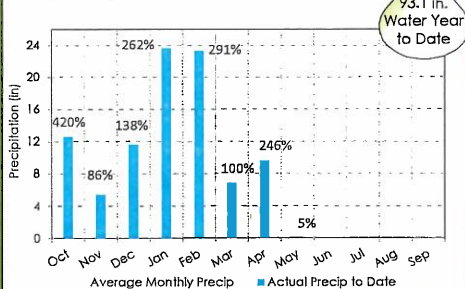
As of: 05/07/2017

State Water Project Resources

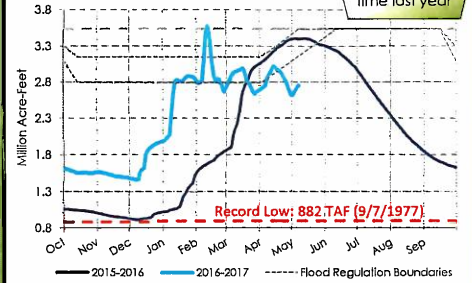
Northern Sierra Snowpack



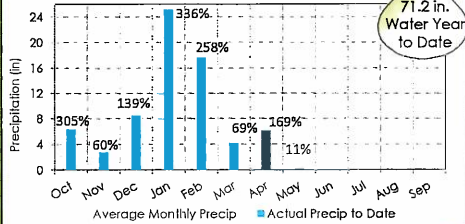
8 Station Index Precip



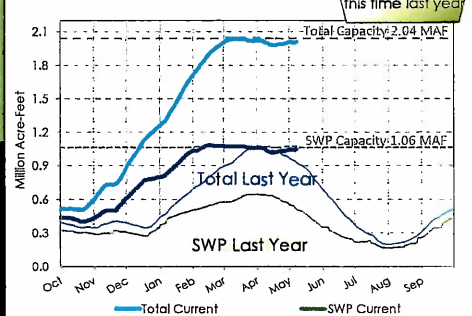
Oroville Reservoir Storage



5 Station Index Precip



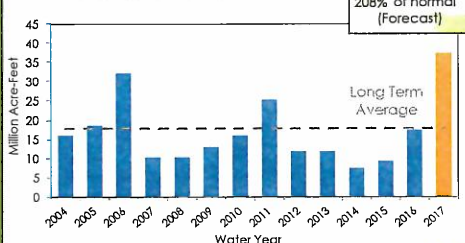
San Luis Reservoir Storage



Other SWP Contract Supplies for 2017 (AF)

Transfer/Exchanges	15,000
Article 21	100,000
Pool A/B (Purchased)	0
Carryover Supplies	210,000

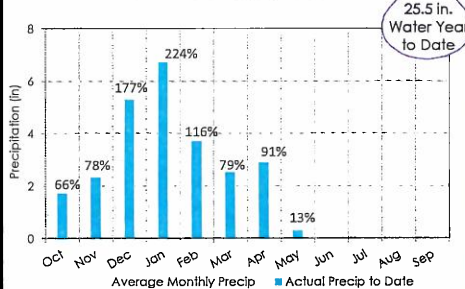
Sacramento River Runoff



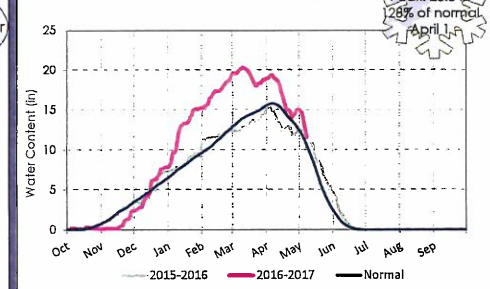
Colorado River Resources

As of: 05/07/2017

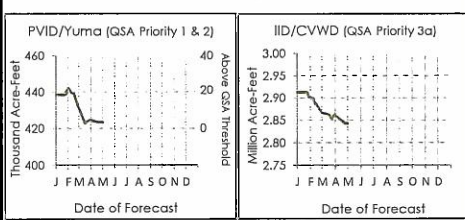
Upper Colorado Basin Precip



Upper Colorado Basin Snowpack



2017 Colorado River Ag Use



Lake Powell Storage

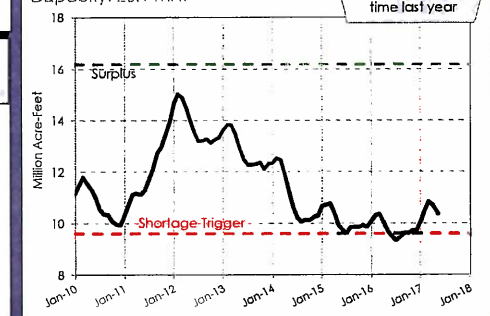


Lake Mead Shortage/Surplus Outlook

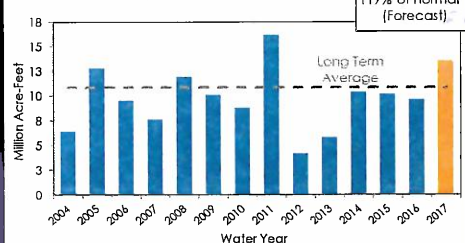
	2018	2019	2020	2021	2022
Shortage	N	31%	32%	34%	39%
Surplus	0%	5%	13%	18%	21%

Likelihood based on results from the April 2017 USBR MFDOM/CRSS model run. Chance of shortage for 2018 is "R" (negligible).

Lake Mead Storage



Powell Unregulated Inflow





April 28, 2017

To: Inland Empire Utilities Agency
From: Michael Boccadoro
Beth Olhasso
RE: April Legislative Report

Overview:

With the \$58.2 billion transportation package passed in early April, members shifted attention to amending bills and finding the votes necessary to get bills out of policy committee ahead of the April 28 policy committee deadline.

The Governor released trailer bill language to implement short and long-term water efficiency standards, while the water community continued to advance their own proposals on the topic. Proposition 218, and water financing bills were also amended providing a better look at these measures as they move through the process.

California's Third District Court of Appeals recently upheld the cap-and-trade auction system by a split 2-1 vote. As the state moves to reach the new greenhouse gas (GHG) reduction goals, the cap-and-trade program is a key tool the state will likely use to reduce emissions. The case has been appealed to the California Supreme Court and there is legislation moving through the process to extend authorization of the program by a two-thirds vote of the Legislature. Should that authorization occur, the court case will become moot.

The Southern California Water Committee released a new report exposing the consequences of decades of water cuts caused by environmental regulations. Not surprisingly, California's San Joaquin Valley and Southern California regions are taking the hardest hit, to the tune of an average of 1.3 million acre-feet of water each year. That is roughly enough water to sustain more than 10 million Southern California residents for a full year.

The debate over operation of Aliso Canyon natural gas storage facility continues at the Legislature, California Public Utilities Commission (CPUC), Division of Oil, Gas and Geothermal Resources (DOGGR) and in the media. SoCal Gas has certified that they have completed comprehensive testing and demonstrated that the Aliso Canyon storage facility is safe to resume injection operations, but many parties insist the storage facility remain closed until a Root Cause Analysis is complete. There are efforts in the Legislature and the courts to prohibit use of the facility until the analysis is complete.

As early as May 1, the California Public Utilities Commission (CPUC) could restart the Self Generation Incentive Program (SGIP) with a \$249 million budget, with the majority of the funds allocated to incentives for energy storage systems. The program was halted last year to deal with issues related to some companies "gaming" the system.

A California appeals court recently said the state's low-carbon fuel standards (LCFS) regulations relied on a baseline level of nitrogen oxide (NOx) emissions that is too low, and it ordered the California Air Resources Board (CARB) to revise its calculations, for ethanol and biodiesel although it left the program intact during the revision process.

The California Energy Commission (CEC) has initiated a proceeding to develop and adopt the 2017 Integrated Energy Policy Report. The 2017 IEPR will focus on the implementation of SB 350 to reduce GHG emissions and increase procurement of renewable electricity. The IEOR will also implement provisions of SB 1383 to provide recommendations for the development and use of renewable gas, including biomethane and biogas.

Inland Empire Utilities Agency Status Report – April 2017

Cap-and-Trade Program Upheld

California's Third District Court of Appeals recently upheld the cap-and-trade auction system by a split 2-1 vote. The California Chamber of Commerce and the Morning Star Packing Company assert that CARB does not have the legal authority under AB 32 to raise revenue for the state beyond the costs necessary to administer the cap-and-trade program, and that the auctioning of carbon allowances constitutes an illegal tax under Proposition 13 because it was not authorized by a two-thirds vote of the Legislature.

The decision affirms a 2013 superior court ruling that found that "charges" collected from businesses under cap-and-trade are not a tax, but are "valuable, tradable commodities, conferring on the holder the privilege to pollute."

The dissent argued that "given that the auction program is, for Morning Star and businesses that are similarly situated, compulsory if they are to remain in business in California and that the auction program creates, in actual effect, general revenue, I can only conclude that the program is a tax in 'something else' clothing and that the auction program, not having been passed by a 2/3 vote in the Legislature, violates Proposition 13."

The Chamber and Morning Star have already appealed the ruling to the California Supreme Court.

Cap-and-Trade Authorization Bills

While the legal challenge to cap-and-trade moves through the court system, there are several pieces of Legislation aimed at authorizing extension of the cap-and-trade program by a two-thirds vote. AB 151 (Burke, D-Inglewood) and AB 378 (C. Garcia, D-Bell Gardens) both address the continuation of the cap-and-trade program.

As the bills move through the process, there is a growing movement among environmental justice advocates to end the offset program altogether. They contend that the cap-and-trade program has failed to lower pollution in disadvantaged communities.

There is serious discussion in the Legislature and at CARB about lowering the offset cap and restricting the number of free allowances allocated to companies to meet their compliance obligations.

Both bills passed out of the Assembly Natural Resources Committee and await hearing in Appropriations Committee.

Southern California Water Committee Releases Report on Consequences of Regulation in the Delta

The Southern California Water Committee released a new report exposing the consequences of decades of water cuts caused by environmental regulations. Not surprisingly, California's San Joaquin Valley and Southern California regions are taking the hardest hit, to the tune of an average of 1.3 million acre-feet of water each year. That is roughly enough water to sustain more than 10 million Southern California residents for a full year.

The study's findings, completed by UC Berkley economist Dr. David Sunding, includes \$15.8 billion in additional water supply and conservation investments for urban customers; \$5 billion in lost farm worker compensation and \$3 billion in lost net farm income; and a loss of 21,279 jobs statewide annually, including 11,025 farm jobs. The costs to urban communities include more than \$5 billion to make up for water cutbacks since 2000, and an expected \$10.1 billion over the next 30 years if water cutbacks continue.

The economic impacts analyzed in the report are a result of environmental regulations including the Salmon and Smelt Biological Opinions, State Water Resources Control Board Decision 1641 (related to salinity levels in the Delta), and the impending implementation of the Sustainable Ground Water Management Act.

Aliso Canyon Update

The debate over operation of Aliso Canyon natural gas storage facility continues at the Legislature, California Public Utilities Commission (CPUC), Division of Oil, Gas and Geothermal Resources (DOGGR) and in the media. As reported in previous reports, SoCal Gas has certified that they have completed comprehensive testing and have demonstrated that the Aliso Canyon storage facility is safe to resume injection operations. As part of the State's Comprehensive Safety Review, DOGGR and the CPUC will determine if SoCal Gas is authorized to resume injection operations. In contrast, a Root Cause Analysis still being conducted will determine the specific mode and mechanics that caused the failure in the casing at the well site. There is a Legislative effort to prohibit injection until the Root Cause Analysis is completed. Los Angeles County has also filed a lawsuit to prohibit injection until the Root Cause Analysis is complete.

Additionally, LA County has also commissioned an analysis to determine the feasibility of not using Aliso Canyon gas withdrawals to meet summer electric peaks, or demand during the winter of 2017-2018. The analysis, authored by EES Consulting out of Washington State, uses existing studies undertaken by DOGGR and SoCal Gas. While the studies concluded that Aliso Canyon is needed to avoid curtailments during summer heat waves, EES found the contrary. They found

that given the successful implementation of demand-response, energy storage and generation of hydropower after the wet winter, Aliso Canyon may not be needed.

The EES study will likely become the focal point of LA County's lawsuit as well as the legislation moving through the legislative process.

CPUC Doubles SGIP Program Funds

As early as May 1, the California Public Utilities Commission (CPUC) could restart the Self Generation Incentive Program (SGIP) with a \$249 million budget, with a majority of funding allocated to incentives for energy storage systems. The program was halted last year to deal with concerns related to some companies "gaming" the system.

SGIP provides rebates for qualifying distributed energy systems installed on the customer's side of the utility meter. Qualifying technologies include wind turbines, waste heat to power technologies, pressure reduction turbines, internal combustion engines, microturbines, gas turbines, fuel cells, and advanced energy storage systems. The re-started program increases the cap on fuel cell projects to 5 MW.

LCFS Program Headed for Revisions

A California appeals court recently said the state's low-carbon fuel standards (LCFS) regulations relied on a baseline level of nitrogen oxide (NOx) emissions that is too low, and it ordered the California Air Resources Board (CARB) to revise its calculations, for ethanol and biodiesel although it left the program intact during the revision process.

Holding that CARB had failed to comply with CEQA's requirement to analyze the degree to which NOx emissions from biodiesel fuels had been and would be impacted by the implementation of the LCFS rules, the Court found that CARB's failure to properly define the scope of the project caused CARB to use an improper baseline against which NOx emissions could be measured. As a result, the Court concluded that CARB's analysis of NOx emissions from biodiesel fuel was deficient under CEQA, and the environmental analysis was inadequate as an informational document disclosing the entirety of the project's impacts.

The Court of Appeal froze the carbon intensity (CI) targets for diesel and biodiesel fuel provisions at 2017 levels, until CARB has completed its corrective action by conducting its baseline analysis and until the trial court has approved this analysis.

The decision ensures that the LCFS markets will continue to function essentially unchanged, though it remains to be seen how the LCFS credit prices will react as a result of this case.

Finally, a comment in the Court of Appeal's opinion raises the possibility that the entire LCFS regulatory scheme could become subject to extreme political pressure and perhaps further legal challenge. The Court stated that "the public is entitled to know that ARB and [its governing] Board were willing to accept the risk of higher levels of NOx emissions, with the attendant increase in smog and human health impacts, in exchange for lower overall emissions of greenhouse gases to combat global warming." Although the Court did not address the potential implications of this comment, a finding that ARB had accepted higher NOx emissions in the

name of improved overall greenhouse gas emissions could subject the entire LCFS regulatory regime to pressure from groups arguing it violates AB 32, the state's overarching climate change mitigation statute.

2017 IEPR

The California Energy Commission (CEC) has initiated a proceeding to develop and adopt the 2017 Integrated Energy Policy Report. Statute requires the CEC to “conduct assessments and forecasts of all aspects of energy industry supply, production, transportation, delivery and distribution, demand, and prices.” These assessments and forecasts are used to develop recommendations for energy policies that conserve state resources, protect the environment, provide reliable energy, enhance the state's economy, and protect public health and safety. The CEC includes these energy policy recommendations in its biennial Integrated Energy Policy Report that is issued in odd-numbered years.

The 2017 IEPR will focus on the implementation of SB 350 to reduce GHG emissions and increase procurement of renewable electricity. This will include discussion of integrated resource plan development to reduce GHG emissions by doubling projected future energy efficiency savings by 2030, developing renewable resources to serve 50 percent of California electricity needs by 2030, and advancing zero-and near-zero vehicles and infrastructure in the transportation sector. The 2017 IEPR will also develop a new energy demand forecast with more advanced analytical tools to better reflect California's evolving energy system.

In addition, the IEPR will implement provisions SB 1383 which requires the CEC, in consultation with CARB and CPUC, to develop recommendations for the development and use of renewable gas, including biomethane and biogas. Part of this discussion will include evaluating a renewable gas standard as a tool to get more biomethane into the pipeline.

Evaluating energy reliability issues in Southern California will also be included. The loss of power from San Onofre, retiring of once-through-cooling plants, and reliability issues stemming from the moratorium on Aliso Canyon natural gas injection will all be included in the report.

These, and other policy measures will be discussed in workshops throughout 2017 with a draft report expected in October and the final report and adoption expected in early 2018.

Legislative Update

The Legislature was in full swing working towards the April 28 policy committee deadline. Spot bills have been amended with substantive language, and members are working hard to move their bills out of committees.

Water Financing Bills

Both Senators Hertzberg (D- Van Nuys) and Monning (D- Carmel) have bills that would create a fund for clean drinking water. SB 623 (Monning), sponsored by the Community Water Center, creates the “Safe, Affordable Drinking Water Fund” will likely be amended to include an assessment to address nitrate contamination. SB 778 (Hertzberg) funds third-party administrators in disadvantaged communities to run failing water systems. No funding source is identified yet.

Both bills passed out of the Senate Environmental Quality Committee as “works in progress” with bi-partisan support. As they move through the process they will likely be amended again to add more detail and are sure to be among the most significant water policy bills of the year. Recent polling has shown that a majority of Californians support some sort of fee to provide safe, clean and affordable drinking water for all Californians.

Water Use Efficiency Legislation

With the drought officially over in all but four counties in California and the State Water Resources Control Board (SWRCB) rescinding mandatory conservation measures, attention has turned to establishing long-term water use efficiency standards.

The Brown Administration released a final report on “Making Conservation a Way of Life” in early April. Shortly after, the Governor released budget trailer bill language to establish a process for creating long-term water use efficiency standards. Many in the water community are concerned with the proposed legislation because it deviates from the final report in that it leaves broad authority for the SWRCB to develop the efficiency standards. There are several other aspects of the trailer bill that have caused the water community to be generally concerned.

The water community, under the leadership of the Association of California Water Agencies (ACWA) have developed their own legislation to establish short and long-term efficiency standards. Finally, Assemblymember Laura Friedman (D-Burbank), a former MWD director, introduced three bills that put the Governor’s trailer bill language into policy bills that will move through the normal policy bill process. A breakdown of the legislation follows:

AB 869 (Rubio) prohibits a retail water supplier from having to reduce recycled water use at any time. AB 869 is sponsored by several retail agencies in San Diego County.

AB 968 (Rubio) is ACWA’s long-term efficiency standards language. The bill aims to mirror the draft “Making Conservation a Way of Life” report but also excludes recycled water from efficiency standards.

AB 1654 (Rubio) is ACWA’s “short term” efficiency measures bill. This bill amends the Urban Water Management Plan Act and prohibits the State Water Resources Control Board from requiring conservation in a water shortage situation if an agency has identified drought proof supplies in their UWMP.

AB 1668 (Friedman) includes the Governor’s language on short-term water management planning.

AB 1669 (Friedman) includes the Governor’s language on urban water conservation standards and use reporting.

All the bills were heard in the Assembly Water, Parks and Wildlife Committee and were all passed out of the committee. While Assemblymember Rubio’s bills enjoyed bipartisan support, Assemblymember Friedman’s bills struggled, especially with Republicans who shared the

concerns of the numerous water agencies testifying in opposition. The bills now go to the Appropriations Committee

It is unclear how this issue will be resolved. With conflicting policy between the two authors, a consensus will need to be reached. Additionally, a budget trailer bill continues to be in play. The Governor and leadership will need to decide how they wish to proceed with this issue.

Proposition 218 Reform

Senator Bob Hertzberg has introduced two bills to address Proposition 218 reform. The bills pick up where the 2016 ACWA effort left off. SB 231 is sponsored by the California Water Foundation and addresses stormwater, specifically how to finance stormwater capture, cleanup and reuse in rates. The bill ran into a little trouble from many California cities worried that the bill might add onto the already onerous new MS4 permit requirements. The bill passed off the Senate floor with 23 votes, just two over the minimum needed.

SCA 4 is a constitutional amendment that would address lifeline and conservation rates. The Association of California Water Agencies (ACWA) has agreed to sponsor SCA 4, and has been working out the final details about what article of the California Constitution the language should be inserted into. There is still disagreement between the author's office and ACWA, with ACWA wanting complete transparency by putting it in Article 13, consistent with Proposition 218. Hertzberg's office prefers it to be in Article 10, to help the bill gain votes by avoiding Proposition 218. The compromise position seems to be using article 17, an empty article of the constitution. Since the bill is a Constitutional Amendment, it is not subject to the typical legislative deadlines.

Recycled Water

The WaterReuse bill (AB 574, Quirk) which would re-define specific categories of recycled water is moving along without any opposition. It passed out of Water, Parks and Wildlife on the consent calendar and is now in Appropriations Committee where it must pass out before the May 26 deadline.

The following is a list of bills WCA initially selected for IEUA to track.

THIS PAGE
HAS
INTENTIONALLY
BEEN LEFT
BLANK
FOR PAGINATION

*Innovative Federal Strategies*_{LLC}

Comprehensive Government Relations

MEMORANDUM

To: Joe Grindstaff, Kathy Besser

From: Letitia White, Jean Denton, Christian Rodrick

Date: April 28, 2017

Re: April Monthly Legislative Update

Congress Passes Short-Term Continuing Resolution to Fund the Government for One Week

After being unable to come to an agreement on a long-term omnibus and with funding for the government set to lapse at midnight on April 28th, the House of Representatives passed a short-term continuing resolution (CR) to fund the government for seven days, preventing a government shutdown. More than 380 members of Congress voted in favor of the legislation.

In the Senate, the CR passed by unanimous consent despite objections from Senate Minority Leader Chuck Schumer [D-NY] only a day earlier. Schumer argued that policy riders still being negotiated in the omnibus are a major issue and that Republicans need to drop demands for “poison pill” policy provisions. He added that Majority Leader Mitch McConnell [R-KY] had been “cooperative and extremely helpful” but Democrats want to work on the remaining hurdles to a long-term deal before they could agree to pass the short-term CR.

The CR’s passage through the Senate sent the bill to President Trump’s desk for signature, avoiding a partial government shutdown and a major embarrassment on his 100th day in office. Congressional negotiators will now work through the weekend to finalize the remaining issues in the long-term omnibus for the remainder of FY17.

Senate Republicans “Go Nuclear,” Change Rules, Confirm Gorsuch

On April 7th, Senate Republicans handed President Trump his first major victory by confirming Neil Gorsuch to the Supreme Court of the United States. After being unable to secure the 60 votes necessary to confirm a presidential nominee to the Supreme Court, Senate Majority Leader McConnell changed the rules that govern the United States Senate to allow for confirmation by a simple majority.

Senate Republicans expressed disappointment over having to change the rules, but argued that Democrats left them no choice. Senator John McCain [R-AZ] had tried to forge a bipartisan deal to avert the rule change but gave up after Democrats said they had enough votes to block Gorsuch. “I fear today’s action will irreparably damage the uniqueness of the Senate, and along with it, any hope of restoring meaningful bipartisanship,” McCain said in a statement after the votes Thursday. “The Democrats’ unprecedented, partisan filibuster of the nomination of Judge Gorsuch unfortunately left me with no other choice than to vote to change the rules.”

Innovative Federal Strategies LLC

It remains to be seen whether Democrats will retaliate for the rule change by slowing down work in the full Senate or in committees.

Justice Gorsuch was sworn in on April 10th as the 101st Associate Justice of the Supreme Court. Justice Anthony Kennedy administered the oath at a ceremony at the White House. At the event President Donald Trump delivered remarks, stating “I got it done in the first 100 days.” Justice Gorsuch heard his first case on April 17th.

Trump Administration Looks to Withhold Funding for Sanctuary Cities

The Trump Administration asked lawmakers working on an omnibus spending bill for Fiscal Year 2017 to include a provision withholding federal funding from states and localities that shield undocumented immigrants from deportation. The “sanctuary cities” rider requested by White House Budget Director Mick Mulvaney would have blocked federal grants from flowing to cities that do not comply with federal law regarding immigration enforcement. It appears unlikely that such a provision will be included in whatever version of the omnibus appropriations package is finalized.

Mulvaney’s request comes amid escalating debate surrounding illegal immigration in the United States, one of President Trump’s signature campaign issues. Only weeks before, California’s State Senate passed a bill to make California a sanctuary state. Additionally, on April 25th U.S. District Court Judge William Orrick agreed with the counties of San Francisco and Santa Clara, both of which sued the Trump administration for trying to prevent them from getting more than \$1 billion in federal grants, that those grants can't legally be withheld. The ruling is applicable nationwide, and should the administration choose to appeal the ruling, it would appear before the 9th circuit court.

Trump Team Continues to Talk Infrastructure

On April 20th, President Donald Trump’s Office of Management and Budget Director Mick Mulvaney discussed the Administration’s upcoming trillion-dollar infrastructure plan at an event sponsored by the Institute for International Finance on Thursday. Despite early discussions arguing for money coming from “public-private partnerships” Mulvaney now says President Trump will propose spending about \$200 billion in taxpayer dollars as part of the upcoming plan. Discussing how the administration hopes to leverage private capital, he stated there might be a “5-to-1 sort of leverage ratio on that.” Trump has consistently said he wants to invest \$1 trillion over 10 years by leveraging private capital.

DJ Gribbin, President Trump’s special assistant on infrastructure policy, in a forum hosted by the Wall Street Journal also discussed the administration’s hope to “leverage private capital” and offer more federal spending. During the discussions, he also stated that the plan has a “very broad” definition of infrastructure that includes veteran’s hospitals and privatizing the air traffic control system.

In an interview with the New York Times, President Trump also expressed a willingness to “issue a tremendous amount of government debt” to finance the upcoming project. The President’s revised prospective comes from his belief the United States can borrow money so cheaply now because of low interest rates that it makes sense to borrow the money. “We are

Innovative Federal Strategies LLC

borrowing very inexpensively,” Trump told the New York Times. “When you can borrow so inexpensively, you don’t have to do the public/private thing.”

When asked if the total federal commitment could be \$200 billion or \$300 billion Trump answered quickly, “No. More than that. Much more than that.”

Infrastructure could be one of the areas where President Trump is able to find bi-partisan common ground after running on a promise to pour money into U.S. roads, airports and other public works but he has so far disclosed few details about the plan. The proposal is “in its early discussions” and won’t be ready until the fall, after the administration works on some of its other priorities including tax reform and healthcare, Mulvaney said. Still, there is some possibility that the administration will combine infrastructure spending with one of its other priorities to expedite their agenda.

“Probably use it with something else that’s a little bit harder to get approved, in order to get that approved,” Trump said during an appearance in Kenosha, Wisconsin, on Tuesday. “But infrastructure is coming and it’s coming fast.”

Alan Mikkelsen named Bureau of Reclamation Deputy Commissioner

U.S. Secretary of the Interior Ryan Zinke and Bureau of Reclamation Acting Commissioner David Murillo announced the appointment of Alan Mikkelsen as the Bureau of Reclamation’s Deputy Commissioner on April 20th. Mikkelsen, of Montana, has extensive experience in mediation and facilitation as the owner of a consulting business which focuses on work with Native American tribes and water users in the west He has represented various public and private natural resource clients where he consulted on land acquisition, management, wildlife, timber and agricultural issues, and has represented various irrigation districts before the U.S. Congress. He served as the treasurer for the National Water Resources Association while representing Montana on NWRA's Board of Directors. Additionally, Mikkelsen previously served as former Congressman Denny Rehberg’s Chief of Staff and as the executive director of the Flathead Joint Board of Control.

“Alan Mikkelsen is a westerner who has decades of experience in all things water issues to include irrigation projects, Tribal water compacts, conservation, and even a long-term fishing guide,” said Secretary Zinke. “His decades of experience working to conserve water and improve water infrastructure in government and private sectors will be a huge asset as we work to strengthen water security and quality in the west.”

"Alan's extensive experience working with various stakeholders in the western United States will be a great asset for Reclamation," said Acting Commissioner David Murillo.

Outlook for May

After passing a short-term CR to punt the FY17 appropriation deadline from April 28th to May 5th, Congress will have one more week to pass a long term deal to fund the government and avoid a government shutdown. Congressional negotiators are said to be very close to reaching a deal on a long-term omnibus to fund the government for the rest of FY17 and are likely to pass it before the May 5th deadline. Majority Leader McConnell, speaking from the Senate floor on the

Innovative Federal Strategies LLC

27th stated “Colleagues, it's my understanding that the four corners who are working on the omnibus appropriation are very, very close to agreement. [But] we still need a few days to process the larger bill.” Some of the disputes Congress will still have to resolve include border security, fiduciary rules for retirement investment advisers, and Puerto Rico Medicaid money.

House Republicans are expected to again try and pass health-care legislation to repeal and replace Former President Barack Obama’s signature legislation, the Affordable Care Act, or Obamacare. House Republicans were under intense pressure from the White House to vote on the stalled Obamacare repeal bill at the end of April. After an amendment offered by Representative Tom MacArthur [R-NJ] was said to be a compromise by moderates and hard-line members of the “Freedom Caucus,” talks of a vote before the end of April were renewed, however house Majority Leader Kevin McCarthy declared there would be no vote at least until May, telling reporters, “When we have the votes, we’ll vote on it.”

Much of Washington’s attention will be spent abroad in the coming weeks, specifically on North Korea and its dictator Kim Jong-Un. The House of Representatives will take up H.R. 1644 which will add new sanctions to the country’s shipping industry. Additionally, Secretary of State Rex Tillerson will use his first visit to the UN Security council to show North Korea that the world is united against its ambition of developing nuclear weapons and the missiles capable of delivering them. These efforts come amidst escalating tension with the nation as President Donald Trump recently said he sees the chance of a “major, major conflict” with North Korea, should China not be able to control its neighbor.

In other State Department related news, Rex Tillerson is said to seek a 9% cut, or 2,300 U.S. Diplomats and civil servants, to the department workforce. The Trump administration is also considering a major restructuring of U.S. foreign assistance, per a document obtained by Devex.com, a website focused on global development. The document provides details on how the proposed 28.7 percent State Department and U.S. Agency for International Development cuts in Trump’s fiscal 2018 “skinny budget” might be implemented.

May is also expected to see the release of a complete fiscal 2018 budget from the Trump Administration. The President’s previously released “skinny budget” created waves in Washington, D.C. due to its large proposed cuts in domestic programs. The President’s complete budget request will shed more details on the proposed reductions and will give Congress a starting point for FY 18 budget negotiations.

Date: May 17, 2017

To: The Honorable Board of Directors

From: P. Joseph Grindstaff
General Manager

Submitted by: Kathy Besser
Executive Manager of External Affairs and Policy Development / AGM

Subject: Public Outreach and Communication

RECOMMENDATION

This is an informational item for the Board of Directors to receive and file.

BACKGROUND

May (Water Awareness Month)

- May 4, IERCF 10 Year Anniversary Celebration, IERCF 12645 6th Street, Rancho Cucamonga, 11:00 a.m.
- May 7-13, International Compost Awareness Week
- May 10, Compost Giveaway, IEUA HQA Parking Lot, 9:00 a.m. – 2:00 p.m.
- May 10, Townsend Junior High, Garden in Every School[®] Dedication, 15359 Ilex Drive, Chino Hills. 5:30 p.m.
- May 19-21, MWD Solar Cup Competition, Lake Skinner

July (Smart Irrigation Month)

- July 19, Employee Appreciation Picnic, Location TBD, 11:30 a.m. – 3:00 p.m.

Outreach/Education - Civic Publications Newspaper Campaign

- IEUA is working with Civic Publications to update the KickWaterWaste.com micro-site.
- IEUA is working with Civic Publications to distribute an Earth Day email blast on Monday, April 17. The average “open rate” for an email from an unknown source is 8%. From that email, the average “click thru rate”- from that email to the website is 2-3% on average. The Agency had an open rate of 27.9% with a “click thru” rate of 39.9%.
- An Earth Day spadea ad ran in the Daily Bulletin on Sunday, April 16. The spadea highlighted the upcoming Earth Day event, the water softener removal program as well as the *Kick the Habit* summer messaging tips.

Media and Outreach

- IEUA is continuing to run banner ads through *Fontana Herald News* and *La Opinión* newspapers.
- Staff has developed summer messaging tips that align with the Governor's Executive Order B-40-17.
- A *Kick the Habit* ad will run in the Champion Newspaper's *Parenting Issue* on May 27.
- Staff has developed a movie theater ad to run mid-May through early September that focuses on making water-use efficiency a way of life. This ad will run in Harkins Theater (Chino Hills), Victoria Gardens (Rancho Cucamonga), Ontario Palace (Ontario), and Ontario Mills (Ontario).
- In April, 26 posts were published to the IEUA Facebook page and 26 tweets were sent on the @IEUAwater Twitter handle.
- The top three Facebook posts, based on reach and engagement, in the month of April were:
 - 4/4: Earth Day 2017 Promo Video #4 – 'Environmental Exhibits'
 - 4/ 10: Earth Day 2017 Promo Video #5 – 'Info Booths'
 - 4/12: #WildlifeWednesday - A Ruddy Duck at the #ChinoCreekWetlands
- IEUA provided automatic water softener removal rebate bill inserts to the cities of Upland (21,200) and Chino (16,200).

Education and Outreach Updates

- Staff developed outreach messaging for *National Prescription Drug Take Back Day* that took place on Saturday, April 29.
- Staff developed outreach messaging for Water Awareness Month, including ad placement and social media outlets.
- Staff is continuing to book Water Discovery field trips for the current school year as well as the summer program year. To date, staff has scheduled and provided field trips to approximately 3,851 students from October 1, 2016 through June 29, 2017.
- Staff has begun scheduling site inspections for the qualifying 2017/2018 Garden in Every School® Mini-Grant schools. Staff will be visiting 12 schools with existing water-wise gardens. After site inspections take place and recommendations are made, schools will receive \$1,000 to go toward purchasing garden materials.
- Approximately 2,000 students, teachers and chaperones attended Earth Day on April 19. Staff is putting together post-field trip packets for each school participant that will include certificates for the students, their group photos, evaluation forms, and post-quizzes for the students. Approximately, 1,700 community members attended the community Earth Day event on April 20.
- The "Water is Life" student art poster contest winning posters were featured on banners and displayed during both student and community day for the Agency's Earth Day event. Staff is working on scheduling assembly or class presentations for student winners. Winners will receive a certificate and gift card to Barnes and Noble book store.
- Staff has ordered shirts and sweatshirts for Solar Cup team members to wear on race weekend. The Solar Cup Competition will take place May 19 through May 21.

PRIOR BOARD ACTION

None.


IMPACT ON BUDGET

The above-mentioned activities are budgeted in the FY 2016/17 Administrative Service Fund, External Affairs Services budget. The Garden in Every School® program expenses are budgeted in the Water Resources Fund.

THIS PAGE
HAS
INTENTIONALLY
BEEN LEFT
BLANK
FOR PAGINATION

IEUA WATER FORUM

MAY-JUNE 2017



Water Resources Planning Activities

- Phase 2 of the Integrated Resources Plan (IRP) kicked off in September 2016. The Projects List is being coordinated with member agencies to include local and regional water agency projects. Additionally, local infrastructure information is being gathered for the development of a single-line regional modeling schematic. Modeling work will include developing a financial evaluation and local project infrastructure that can potentially be utilized for groundwater storage projects in the Chino Basin.
- Master service contracts were awarded to Arcadis, CH2M HILL, Carollo, Kennedy/Jenks, Thomas Harder & Co., Daniel B. Stephens & Associates, INTERA, and Michael Baker International. Anticipated completion is spring 2018.

WUE Programs Snapshot

- IEUA is working in collaboration with Eastern MWD, San Bernardino MWD, Elsinore Valley MWD, and Rancho California WD on development of the Inland Empire Landscape Guidebook that will support a watershed wise approach to landscape design and installation of climate appropriate sustainable landscapes throughout the Inland Empire. The Guidebook is anticipated to be completed by July 2017.
- The California Water Efficiency Partnership (CalWEP), formerly known as the California Urban Water Conservation Council, will host their annual Peer-to-Peer Conference in San Diego from May 31st to June 1st. IEUA and its retail member agencies are all members of CalWEP, and membership is paid through IEUA's Regional Water Use Efficiency Programs budget.
- IEUA, in partnership with Three Valleys MWD and the Rainbird Corporation, will host a Drip Irrigation Workshop on Saturday, July 15, 2017, at Chino Basin Water Conservation District from 9 a.m. to 11 a.m. The workshop will provide hands-on training by an irrigation expert on how to properly install drip irrigation, and each qualifying participant will receive a free Drip Kit.

SARCCUP

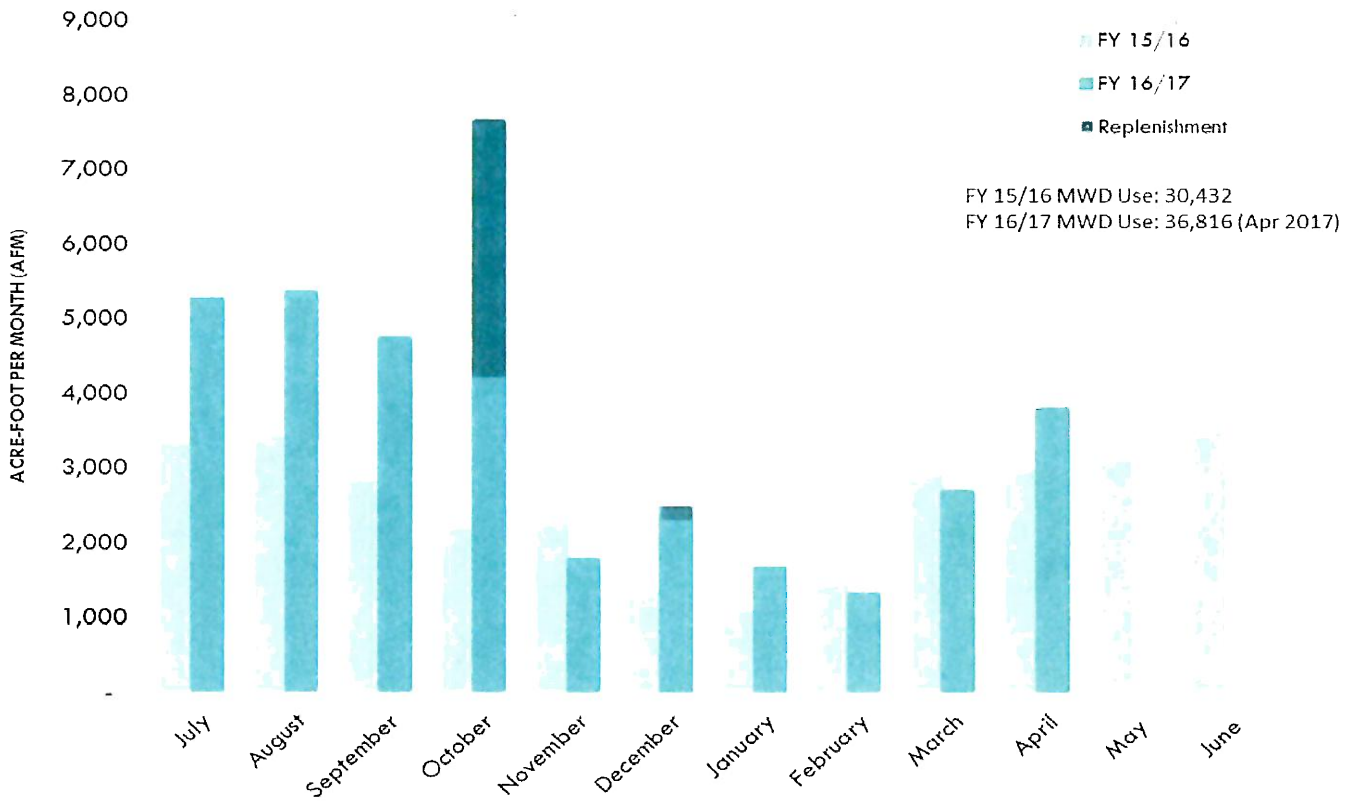
- The Santa Ana River Conservation & Conjunctive Use Program (SARCCUP) is being implemented by the five member agencies of SAWPA with \$55M in grant funding from California Department of Water Resources (DWR). Total cost for SARCCUP is \$100M with SAWPA member agencies each adding \$9M in matching funds. Project summary:
 - Decision Support Model (DSM) recommended that the Baseline Feeder pipeline and Elsinore ASR wells be removed. Additional modeling will be completed to identify replacement projects.
 - The Program Environmental Impact Report (PEIR) is on hold pending the additional DSM modeling efforts.
 - DSM analysis is expected to be completed by August 2017.

Santa Ana River Upper Habitat

- The Santa Ana River Upper Habitat Conservation Plan (SAR HCP) is continuing technical work to model impacts of all proposed covered activities. Draft biological impacts for terrestrial and avian species, such as the San Bernardino Merriam's kangaroo rat, Least Bell's vireo, and coastal California gnatcatcher are underway and will be reviewed at the next biological technical advisory committee in late spring.
- On a parallel track, the Santa Ana River Model is being developed. The SAR Model will be used to predict interactions between surface water flows and groundwater basins that feed into the Santa Ana River, and will have the capability to analyze future projects that are not included in the HCP. Drafts of both projects should be available mid 2018. Projects included as covered activities in the SAR HCP include all of the existing groundwater recharge basins for operation and maintenance, as well as projects and proposed diversions listed in the 2013 RMPU.



MWD Water Use



MWD Dashboard

- On April 14, the Department of Water Resources increased the State Water Project Allocation from 60 percent to 85 percent for south of the Delta State Water Contractors.
- The San Joaquin river has been flowing well above average/normal this water year; this has and will continue to help Delta exports into Southern California.
- San Luis reservoir is at full capacity, approximately two million acre-foot.

Calendar of Upcoming Meetings & Events

May 17, 2017	IEUA Board Meeting
June 6, 2017	SAWPA PA 23 Meeting
June 6, 2017	IEUA Bi-Monthly WUE Workgroup Meeting
June 21, 2017	IEUA Board Meeting
June 22, 2017	SAWPA PA 22 Meeting
June 28, 2017	Water Managers Meeting

CHINO BASIN WATERMASTER

IV. INFORMATION

1. Cash Disbursements for April 2017

CHINO BASIN WATERMASTER
Cash Disbursements For The Month of
April 2017

For Informational Purposes Only

Type	Date	Num	Name	Memo	Account	Paid Amount
Bill Pmt -Check	04/03/2017	20034	CHEF DAVE'S CAFE & CATERING		1012 · Bank of America Gen'l Ckg	
Bill	02/23/2017	6601		Lunch for 2/23/17 Watermaster Board meeting	6312 · Meeting Expenses	472.40
Bill	03/23/2017	6643		Lunch for 3/23/17 Watermaster Board meeting	6312 · Meeting Expenses	600.69
TOTAL						1,073.09
Bill Pmt -Check	04/03/2017	20035	FEENSTRA, BOB	Ag Pool Member Compensation	1012 · Bank of America Gen'l Ckg	
Bill	02/09/2017	2/11 Ag Pool Mtg		2/09/17 Ag Pool Meeting	8411 · Compensation	25.00
				2/09/17 Ag Pool Meeting	8470 · Ag Meeting Attend -Special	100.00
Bill	02/09/2017	2/09 Special Ag Mtg		2/09/17 Special Ag Pool Meeting	8411 · Compensation	25.00
				2/09/17 Special Ag Pool Meeting	8470 · Ag Meeting Attend -Special	100.00
Bill	02/23/2017	2/23 Board Mtg		2/23/17 Board Meeting	8411 · Compensation	25.00
				2/23/17 Board Meeting	8470 · Ag Meeting Attend -Special	100.00
Bill	02/28/2017	1/12 Ag Pool Mtg		1/12/17 Ag Pool Meeting	8411 · Compensation	25.00
				1/12/17 Ag Pool Meeting	8470 · Ag Meeting Attend -Special	100.00
Bill	02/28/2017	1/17 Special Ag Mtg		1/17/17 Special Ag Pool Meeting	8411 · Compensation	25.00
				1/17/17 Special Ag Pool Meeting	8470 · Ag Meeting Attend -Special	100.00
Bill	03/02/2017	3/02 Special Ag Pool		3/02/17 Special Ag Pool Meeting	8411 · Compensation	25.00
				3/02/17 Special Ag Pool Meeting	8470 · Ag Meeting Attend -Special	100.00
Bill	03/08/2017	3/08 Special Ag Mtg		3/08/17 Special Ag Pool Meeting	8411 · Compensation	25.00
				3/08/17 Special Ag Pool Meeting	8470 · Ag Meeting Attend -Special	100.00
Bill	03/09/2017	3/09 Ag Pool Mtg		3/09/17 Ag Pool Meeting	8411 · Compensation	25.00
				3/09/17 Ag Pool Meeting	8470 · Ag Meeting Attend -Special	100.00
Bill	03/10/2017	3/10 Storage Mtg		3/10/17 Storage Meeting	8411 · Compensation	25.00
				3/10/17 Storage Meeting	8470 · Ag Meeting Attend -Special	100.00
Bill	03/15/2017	3/15 Storage Mtg		3/15/17 Storage Meeting	8411 · Compensation	25.00
				3/15/17 Storage Meeting	8470 · Ag Meeting Attend -Special	100.00
Bill	03/16/2017	3/16 Advisory Comm		3/16/17 Advisory Committee Meeting	8411 · Compensation	25.00
				3/16/17 Advisory Committee Meeting	8470 · Ag Meeting Attend -Special	100.00
Bill	03/20/2017	3/20 Special Ag Mtg		3/20/17 Special Ag Pool Meeting	8411 · Compensation	25.00
				3/20/17 Special Ag Pool Meeting	8470 · Ag Meeting Attend -Special	100.00
Bill	03/23/2017	3/23 Board Mtg		3/23/17 Board Meeting	8470 · Ag Meeting Attend -Special	125.00
TOTAL						1,625.00
Bill Pmt -Check	04/03/2017	20036	KUHN, BOB	Board Member Compensation	1012 · Bank of America Gen'l Ckg	
Bill	02/03/2017	2/03 Conference Call		2/03/17 Conference call w/GM, Board Chairman	6311 · Board Member Compensation	125.00
Bill	02/09/2017	2/09 Appro Pool		2/09/17 Appropriative Pool Meeting	6311 · Board Member Compensation	125.00
Bill	02/16/2017	2/16 Advisory Comm		2/16/17 Advisory Committee Meeting	6311 · Board Member Compensation	125.00
Bill	02/21/2017	2/21 Conference Call		2/21/17 Conf. call w/GM, Board Chair, Vice Chair	6311 · Board Member Compensation	125.00
Bill	02/23/2017	2/23 Board Mtg		2/23/17 Board Meeting	6311 · Board Member Compensation	125.00
TOTAL						625.00

P283

CHINO BASIN WATERMASTER
Cash Disbursements For The Month of
April 2017

For Informational Purposes Only

Type	Date	Num	Name	Memo	Account	Paid Amount
Bill Pmt -Check	04/03/2017	20037	LEVEL 3 COMMUNICATIONS	53149715	1012 · Bank of America Gen'l Ckg	
Bill	03/27/2017	53149715		3/17/17-4/16/17	6053 · Internet Expense	1,044.82
TOTAL						1,044.82
Bill Pmt -Check	04/03/2017	20038	PURCHASE POWER	8000-9090-0016-8851	1012 · Bank of America Gen'l Ckg	
Bill	03/06/2017	8000909000168851		Postage refill	6042 · Postage - General	500.00
TOTAL						500.00
Bill Pmt -Check	04/03/2017	20039	READY REFRESH BY NESTLE	0023230253	1012 · Bank of America Gen'l Ckg	
Bill	03/27/2017	0023230253		Office Water Bottle - March 2017	6031.7 · Other Office Supplies	105.91
TOTAL						105.91
Bill Pmt -Check	04/03/2017	20040	VISION SERVICE PLAN	00-101789-0001	1012 · Bank of America Gen'l Ckg	
Bill	03/27/2017	001017890001		Vision Insurance - April 2017	60182.2 · Dental & Vision Ins	85.60
TOTAL						85.60
Bill Pmt -Check	04/03/2017	20041	WILDERMUTH ENVIRONMENTAL INC		1012 · Bank of America Gen'l Ckg	
Bill	02/28/2017	2017052		2017052	6906.31 · OBMP-Pool, Adv. Board Mtgs	8,789.36
Bill	02/28/2017	2017053		2017053	6906.32 · OBMP-Other General Meetings	6,657.63
Bill	02/28/2017	2017054		2017054	6906.74 · OBMP-Mat'l Phy. Injury Requests	2,355.55
Bill	02/28/2017	2017055		2017055	6906.71 · OBMP-Data Req.-CBWM Staff	3,544.30
Bill	02/28/2017	2017056		2017056	6906.71 · OBMP-Data Req.-CBWM Staff	7,689.16
Bill	02/28/2017	2017057		2017057	6906.72 · OBMP-Data Req.-Non CBWM Staff	282.50
Bill	02/28/2017	2017058		2017058	6906.23 · SGMA Reporting Requirements	5,080.40
Bill	02/28/2017	2017059		2017059	6906 · OBMP Engineering Services	916.10
Bill	02/28/2017	2017060		2017060	6906.1 · OBMP-Watermaster Model Update	52,349.40
Bill	02/28/2017	2017061		2017061	6906.24 · Compliance-SB88 and SWRCB	74.50
Bill	02/28/2017	2017062		2017062	6906.81 · Prepare 38th/39th Annual Rpts	6,198.15
Bill	02/28/2017	2017063		2017063	6906.21 · State of the Basin Report	880.10
Bill	02/28/2017	2017064		2017064	7103.3 · Grdwtr Qual-Engineering	7,019.49
Bill	02/28/2017	2017065		2017065	7104.3 · Grdwtr Level-Engineering	11,013.12
Bill	02/28/2017	2017066		2017066	7107.2 · Grd Level-Engineering	564.00
Bill	02/28/2017	2017067		2017067	7107.2 · Grd Level-Engineering	5,291.79
Bill	02/28/2017	2017068		2017068	7108.3 · Hydraulic Control-Engineering	242.20
Bill	02/28/2017	2017069		2017069	7108.3 · Hydraulic Control-Engineering	260.40
Bill	02/28/2017	2017070		2017070	7108.3 · Hydraulic Control-Engineering	1,302.65
Bill	02/28/2017	2017071		2017071	7108.31 · Hydraulic Control - PBHSP	52,162.39
Bill	02/28/2017	2017072		2017072	7109.3 · Recharge & Well - Engineering	1,721.40
Bill	02/28/2017	2017073		2017073	7202.2 · Engineering Svc	11,378.67

P284

CHINO BASIN WATERMASTER
Cash Disbursements For The Month of
April 2017

For Informational Purposes Only

Type	Date	Num	Name	Memo	Account	Paid Amount
Bill	02/28/2017	2017074		2017074	7402 · PE4-Engineering	10,571.40
Bill	02/28/2017	2017075		2017075	7402.10 · PE4 - Northwest MZ1 Area Proj.	11,818.50
Bill	02/28/2017	2017076		2017076	7625 · Storage-OBMP PEIR-50/50 Split	19,804.90
Bill	02/28/2017	2017077		2017077	7108.31 · Hydraulic Control - PBHSP	442.75
TOTAL						228,410.81
Bill Pmt -Check	04/03/2017	20042	BROWNSTEIN HYATT FARBER SCHRECK		1012 · Bank of America Gen'l Ckg	
Bill	02/28/2017	672678		672678	6907.44 · SGMA Compliance	2,934.45
Bill	02/28/2017	672679		672679	6907.42 · Safe Yield Recalculation	21,325.05
Bill	02/28/2017	672680		672680	6907.40 · Storage Agreements	21,336.30
Bill	02/28/2017	672681		672681	6907.39 · Recharge Master Plan	4,277.25
Bill	02/28/2017	672682		672682	6072 · BHFS Legal - Annotated Judgment	2,927.25
				Expenses	6072 · BHFS Legal - Annotated Judgment	34.98
Bill	02/28/2017	672683		672683	8575 · BHFS Legal - Non-Ag Pool	1,836.00
Bill	02/28/2017	672684		672684	8475 · BHFS Legal - Agricultural Pool	1,836.00
Bill	02/28/2017	672685		672685	8375 · BHFS Legal - Appropriative Pool	2,040.00
Bill	02/28/2017	672686		672686	6375 · BHFS Legal - Board Meeting	3,832.50
				Expenses	6375 · BHFS Legal - Board Meeting	375.00
Bill	02/28/2017	672687		672687	6275 · BHFS Legal - Advisory Committee	765.00
				Expenses	6275 · BHFS Legal - Advisory Committee	34.98
Bill	02/28/2017	672688		672688	6907.36 · Santa Ana River Habitat	3,520.50
Bill	02/28/2017	672689		672689	6907.34 · Santa Ana River Water Rights	131.00
Bill	02/28/2017	672690		Alvarez-CalPERS	6073 · BHFS Legal - Personnel Matters	956.00
				Personnel	6073 · BHFS Legal - Personnel Matters	220.50
Bill	02/28/2017	672691		672691	6078 · BHFS Legal - Miscellaneous	21,092.50
				Expenses	6078 · BHFS Legal - Miscellaneous	34.98
				Expenses	8375 · BHFS Legal - Appropriative Pool	11.68
				Expenses	8475 · BHFS Legal - Agricultural Pool	11.68
				Expenses	8575 · BHFS Legal - Non-Ag Pool	11.69
TOTAL						89,545.29
General Journal	04/08/2017	04/08/2017	ICMA-RC	Payroll and Taxes for 03/25/17-04/08/17	1012 · Bank of America Gen'l Ckg	
				Direct Deposits for 03/25/17-04/08/17	1012 · Bank of America Gen'l Ckg	24,105.62
				Payroll Taxes for 03/25/17-04/08/17	1012 · Bank of America Gen'l Ckg	8,517.65
			ICMA-RC	457(f) Employee Deductions for 03/25/17-04/08/17	1012 · Bank of America Gen'l Ckg	4,399.88
			ICMA-RC	401(a) Employee Deductions for 03/25/17-04/08/17	1012 · Bank of America Gen'l Ckg	1,235.97
TOTAL						38,259.12
Bill Pmt -Check	04/10/2017	20043	APPLIED COMPUTER TECHNOLOGIES	2788	1012 · Bank of America Gen'l Ckg	
Bill	03/31/2017	2788		Database Consulting - March 2017	6052.2 · Applied Computer Technol	3,000.00

P285

CHINO BASIN WATERMASTER
Cash Disbursements For The Month of
April 2017

For Informational Purposes Only

Type	Date	Num	Name	Memo	Account	Paid Amount
TOTAL						3,000.00
Bill Pmt -Check	04/10/2017	20044	BOWCOCK, ROBERT	Board Member Compensation	1012 · Bank of America Gen'l Ckg	
Bill	03/03/2017	3/03 Board Conf Call		3/03/17 Board Conference Call	6311 · Board Member Compensation	125.00
Bill	03/23/2017	3/23 Board Mtg		3/23/17 Board Meeting	6311 · Board Member Compensation	125.00
TOTAL						250.00
Bill Pmt -Check	04/10/2017	20045	BUSINESS TELECOMMUNICATION SYSTEMS II	12063	1012 · Bank of America Gen'l Ckg	
Bill	04/05/2017	12063		1 year support plan	6054 · Computer Software	1,787.00
TOTAL						1,787.00
Bill Pmt -Check	04/10/2017	20046	CURATALO, JAMES	Board Member Compensation	1012 · Bank of America Gen'l Ckg	
Bill	03/03/2017	3/03 Special Board		3/03/17 Special Board Meeting	6311 · Board Member Compensation	125.00
Bill	03/06/2017	3/06 Admin Mtg		3/06/17 Administrative Meeting w/PK and CVWD	6311 · Board Member Compensation	125.00
Bill	03/16/2017	3/16 Special Board		3/16/17 Special Board Meeting	6311 · Board Member Compensation	125.00
Bill	03/21/2017	3/21 Agenda Preview		3/21/17 Board Agenda Preview Meeting	6311 · Board Member Compensation	125.00
Bill	03/23/2017	3/23 Board Mtg		3/23/17 Board Meeting	6311 · Board Member Compensation	125.00
TOTAL						625.00
P286 Bill Pmt -Check	04/10/2017	20047	DE BOOM, NATHAN	Ag Pool Member Compensation	1012 · Bank of America Gen'l Ckg	
Bill	03/02/2017	3/02 Special Ag Mtg		3/02/17 Special Ag Pool Meeting	8411 · Compensation	25.00
				3/02/17 Special Ag Pool Meeting	8470 · Ag Meeting Attend -Special	100.00
Bill	03/08/2017	3/08 Special Ag Mtg		3/08/17 Special Ag Pool Meeting	8411 · Compensation	25.00
				3/08/17 Special Ag Pool Meeting	8470 · Ag Meeting Attend -Special	100.00
Bill	03/10/2017	3/10 Ag Pool Mtg		3/10/17 Ag Pool Meeting	8411 · Compensation	25.00
				3/10/17 Ag Pool Meeting	8470 · Ag Meeting Attend -Special	100.00
Bill	03/20/2017	3/20 Special Ag Mtg		3/20/17 Special Ag Pool Meeting	8411 · Compensation	25.00
				3/20/17 Special Ag Pool Meeting	8470 · Ag Meeting Attend -Special	100.00
TOTAL						500.00
Bill Pmt -Check	04/10/2017	20048	DE HAAN, HENRY	Ag Pool Member Compensation	1012 · Bank of America Gen'l Ckg	
Bill	03/02/2017	3/02 Special Ag Mtg		3/02/17 Special Ag Pool Meeting	8411 · Compensation	25.00
				3/02/17 Special Ag Pool Meeting	8470 · Ag Meeting Attend -Special	100.00
Bill	03/08/2017	3/08 Special Ag Mtg		3/08/17 Special Ag Pool Meeting	8411 · Compensation	25.00
				3/08/17 Special Ag Pool Meeting	8470 · Ag Meeting Attend -Special	100.00
Bill	03/10/2017	3/10 Ag Pool Mtg		3/10/17 Ag Pool Meeting	8411 · Compensation	25.00
				3/10/17 Ag Pool Meeting	8470 · Ag Meeting Attend -Special	100.00
Bill	03/20/2017	3/20 Special Ag Mtg		3/20/17 Special Ag Pool Meeting	8411 · Compensation	25.00
				3/20/17 Special Ag Pool Meeting	8470 · Ag Meeting Attend -Special	100.00
TOTAL						500.00

CHINO BASIN WATERMASTER
Cash Disbursements For The Month of
April 2017

For Informational Purposes Only

Type	Date	Num	Name	Memo	Account	Paid Amount
Bill Pmt -Check	04/10/2017	20049	DI PRIMIO, ROBERT	Board Member Compensation	1012 · Bank of America Gen'l Ckg	
Bill	03/03/2017	3/03 Special Board		3/03/17 Special Board Meeting	6311 · Board Member Compensation	125.00
Bill	03/16/2017	3/16 Board Conf Call		3/16/17 Board Conference Call	6311 · Board Member Compensation	125.00
Bill	03/21/2017	3/21 Agenda Preview		3/21/17 Board Agenda Preview Meeting	6311 · Board Member Compensation	125.00
TOTAL						375.00
Bill Pmt -Check	04/10/2017	20050	ELIE, STEVEN	Board Member Compensation	1012 · Bank of America Gen'l Ckg	
Bill	03/03/2017	3/03 Special Board		3/03/17 Special Board Meeting	6311 · Board Member Compensation	125.00
Bill	03/16/2017	3/16 Special Board		3/16/17 Special Board Meeting	6311 · Board Member Compensation	125.00
Bill	03/23/2017	3/23 Board mtg		3/23/17 Board Meeting	6311 · Board Member Compensation	125.00
TOTAL						375.00
Bill Pmt -Check	04/10/2017	20051	FEDAK & BROWN LLP	Progress Billing - Audit Services	1012 · Bank of America Gen'l Ckg	
Bill	03/31/2017			March 2017	6062 · Audit Services	1,500.00
TOTAL						1,500.00
Bill Pmt -Check	04/10/2017	20052	FILIPPI, GINO	Board Member Compensation	1012 · Bank of America Gen'l Ckg	
Bill	03/16/2017	3/16 Board Conf Call		3/16/17 Board Conference Call	6311 · Board Member Compensation	125.00
Bill	03/23/2017	3/23 Board Mtg		3/23/17 Board Meeting	6311 · Board Member Compensation	125.00
TOTAL						250.00
Bill Pmt -Check	04/10/2017	20053	HUITSING, JOHN	Ag Pool Member Compensation	1012 · Bank of America Gen'l Ckg	
Bill	03/08/2017	3/08 Ag Conf Call		3/08/17 Ag Pool Conference Call	8411 · Compensation	25.00
				3/08/17 Ag Pool Conference Call	8470 · Ag Meeting Attend -Special	100.00
Bill	03/10/2017	3/10 Ag Pool Mtg		3/10/17 Ag Pool Meeting	8411 · Compensation	25.00
				3/10/17 Ag Pool Meeting	8470 · Ag Meeting Attend -Special	100.00
Bill	03/20/2017	3/20 Confidential Ag		3/20/17 Ag Pool Confidential Meeting	8411 · Compensation	25.00
				3/20/17 Ag Pool Confidential Meeting	8470 · Ag Meeting Attend -Special	100.00
TOTAL						375.00
Bill Pmt -Check	04/10/2017	20054	IPSWITCH, INC.	IN595258	1012 · Bank of America Gen'l Ckg	
Bill	03/27/2017	IN595258		1 year support for WS_FT{P server - WR-7000-08C	6054 · Computer Software	270.00
TOTAL						270.00
Bill Pmt -Check	04/10/2017	20055	PAYCHEX	Payroll Services	1012 · Bank of America Gen'l Ckg	
Bill	03/31/2017	2017033000		March 2017 - 3/17/17 payroll	6012 · Payroll Services	153.71
Bill	03/31/2017	2017033000		March 2017 - 3/31/17 payroll	6012 · Payroll Services	148.18
TOTAL						301.89

P287
TOTAL

CHINO BASIN WATERMASTER
Cash Disbursements For The Month of
April 2017

For Informational Purposes Only

Type	Date	Num	Name	Memo	Account	Paid Amount
Bill Pmt -Check	04/10/2017	20056	PIERSON, JEFFREY	Ag Pool Member Compensation	1012 · Bank of America Gen'l Ckg	
Bill	03/02/2017	3/02 Special Ag Mtg		3/02/17 Special Ag Pool Meeting	8470 · Ag Meeting Attend -Special	125.00
Bill	03/09/2017	3/09 Special Board		3/09/17 Special Board Meeting	8470 · Ag Meeting Attend -Special	125.00
Bill	03/10/2017	3/10 Ag Pool Mtg		3/10/17 Ag Pool Meeting	8470 · Ag Meeting Attend -Special	125.00
Bill	03/10/2017	3/10 Special Ag Mtg		3/10/17 Special Ag Pool Meeting	8470 · Ag Meeting Attend -Special	125.00
Bill	03/15/2017	3/15 Special Ag Mtg		3/15/17 Special Ag Pool Meeting	8470 · Ag Meeting Attend -Special	125.00
Bill	03/16/2017	3/16 Advisory Comm		3/16/17 Advisory Committee Meeting	8470 · Ag Meeting Attend -Special	125.00
Bill	03/16/2017	3/16 Board Conf Call		3/16/17 Board Conference Call Meeting	8470 · Ag Meeting Attend -Special	125.00
Bill	03/16/2017	3/16 RIPCom Mtg		3/16/17 RIPCom Meeting	8470 · Ag Meeting Attend -Special	125.00
Bill	03/23/2017	3/23 Board Mtg		3/23/17 Board Meeting	8470 · Ag Meeting Attend -Special	125.00
TOTAL						1,125.00
Bill Pmt -Check	04/10/2017	20057	PREMIERE GLOBAL SERVICES	23283899	1012 · Bank of America Gen'l Ckg	
Bill	03/31/2017	23283899		Pool agenda prep call on 2/28	8312 · Meeting Expenses	2.02
				Pool agenda prep call on 2/28	8412 · Meeting Expenses	2.02
				Pool agenda prep call on 2/28	8512 · Meeting Expense	2.02
				Non-Ag Pool meeting call on 3/09	8512 · Meeting Expense	14.68
				Appropriative Pool storage call on 3/15	8312 · Meeting Expenses	6.18
				Ag Pool storage call on 3/15	8412 · Meeting Expenses	6.18
				Non-Ag Pool storage call on 3/15	8512 · Meeting Expense	6.18
				Board confidential call on 3/16	6312 · Meeting Expenses	6.89
				Fee - General	6022 · Telephone	49.00
				Fee - Confidential	6022 · Telephone	49.00
				WM coordination call on 2/27	6909.1 · OBMP Meetings	14.40
				DIR discussion call on 3/01	6909.1 · OBMP Meetings	9.65
				Board confidential call on 3/03	6312 · Meeting Expenses	16.28
				Budget discussion call on 3/06	6909.1 · OBMP Meetings	12.47
				Pool meetings check call on 3/08	8312 · Meeting Expenses	2.02
				Pool meetings check call on 3/08	8412 · Meeting Expenses	2.02
				Pool meetings check call on 3/08	8512 · Meeting Expense	2.02
				WM coordination call on 3/13	6909.1 · OBMP Meetings	9.00
				Appropriative Pool strategic planning call on 3/16	8312 · Meeting Expenses	6.07
				RIPCom meeting call on 3/16	7204 · Comp Recharge-Supplies	38.01
				WM coordination call on 3/20	6909.1 · OBMP Meetings	12.21
				Board agenda review call on 3/21	6312 · Meeting Expenses	11.30
				Service fee	6022 · Telephone	6.44
TOTAL						286.06
Bill Pmt -Check	04/10/2017	20058	PUBLIC EMPLOYEES' RETIREMENT SYSTEM	Payor #3493	1012 · Bank of America Gen'l Ckg	
Bill	04/01/2017	1394905143		Annual Unfunded Accrued Liability	60180 · Employers PERS Expense	3,590.95

P288

CHINO BASIN WATERMASTER
Cash Disbursements For The Month of
April 2017

For Informational Purposes Only

Type	Date	Num	Name	Memo	Account	Paid Amount	
TOTAL						3,590.95	
Bill Pmt -Check	04/10/2017	20059	RR FRANCHISING, INC.	37273	1012 · Bank of America Gen'l Ckg		
Bill	04/01/2017	37273		Monthly service April 2017	6024 · Building Repair & Maintenance	740.00	
TOTAL						740.00	
Bill Pmt -Check	04/10/2017	20060	STATE COMPENSATION INSURANCE FUND	1970970-16	1012 · Bank of America Gen'l Ckg		
Bill	04/01/2017	1970970-16		Premium for 3/26/17-4/26/17	60183 · Worker's Comp Insurance	910.00	
TOTAL						910.00	
Bill Pmt -Check	04/10/2017	20061	SWIFT, JOSH	Board Member Compensation	1012 · Bank of America Gen'l Ckg		
Bill	03/23/2017	3/23 Board Mtg		3/23/17 Board Meeting	6311 · Board Member Compensation	125.00	
TOTAL						125.00	
Bill Pmt -Check	04/10/2017	20062	UNION 76	7076-2245-3035-5049	1012 · Bank of America Gen'l Ckg		
Bill	03/31/2017	7076224530355049		March 2017	6175 · Vehicle Fuel	55.04	
TOTAL						55.04	
P289	Bill Pmt -Check	04/10/2017	20063	WESTERN MUNICIPAL WATER DISTRICT	Board Member Compensation	1012 · Bank of America Gen'l Ckg	
	Bill	03/16/2017	3/16 Special Board	3/16/17 Special Board Meeting - Galleano	6311 · Board Member Compensation	125.00	
	Bill	03/23/2017	3/23 Board Mtg	3/23/17 Board Meeting - Galleano	6311 · Board Member Compensation	125.00	
TOTAL						250.00	
Bill Pmt -Check	04/10/2017	20064	YUKON DISPOSAL SERVICE	08-K2 213849	1012 · Bank of America Gen'l Ckg		
Bill	04/05/2017	08-k2 213849		Disporal Services - April 2017	6024 · Building Repair & Maintenance	111.57	
TOTAL						111.57	
Bill Pmt -Check	04/13/2017	20065	KUHN, BOB	Board Member Compensation	1012 · Bank of America Gen'l Ckg		
Bill	03/03/2017	3/03 Special Board		3/03/17 Special Board Meeting	6311 · Board Member Compensation	125.00	
Bill	03/09/2017	3/09 Appro Pool Mtg		3/09/17 Appropriative Pool Meeting	6311 · Board Member Compensation	125.00	
Bill	03/21/2017	3/21 Board Conf Call		3/21/17 Board Conference Call	6311 · Board Member Compensation	125.00	
Bill	03/23/2017	3/23 Board Mtg		3/23/17 Board Meeting	6311 · Board Member Compensation	125.00	
Bill	03/28/2017	3/28 Admin Mtg		3/28/17 Administrative Meeting (check signature)	6311 · Board Member Compensation	125.00	
TOTAL						625.00	
Bill Pmt -Check	04/14/2017	ACH 041417	PUBLIC EMPLOYEES' RETIREMENT SYSTEM	Payor #3493	1012 · Bank of America Gen'l Ckg		
General Journal	04/08/2017	04/08/2017	PUBLIC EMPLOYEES' RETIREMENT SYSTEM	CalPERS Retirement for 03/25/17-04/08/17	2000 · Accounts Payable	1,480.43	
TOTAL						1,480.43	
General Journal	04/22/2017	17/04/06	Payroll and Taxes for 04/09/17-04/22/17	Payroll and Taxes for 04/09/17-04/22/17	1012 · Bank of America Gen'l Ckg		

CHINO BASIN WATERMASTER
Cash Disbursements For The Month of
April 2017

For Informational Purposes Only

Type	Date	Num	Name	Memo	Account	Paid Amount
				Direct Deposits for 04/09/17-04/22/17	1012 · Bank of America Gen'l Ckg	24,557.98
				Payroll Taxes for 04/09/17-04/22/17	1012 · Bank of America Gen'l Ckg	8,567.68
			ICMA-RC	457(f) Employee Deductions for 04/09/17-04/22/17	1012 · Bank of America Gen'l Ckg	4,399.88
			ICMA-RC	401(a) Employee Deductions for 04/09/17-04/22/17	1012 · Bank of America Gen'l Ckg	1,235.97
TOTAL						38,761.51
Bill Pmt -Check	04/24/2017	20066	ACWA JOINT POWERS INSURANCE AUTHORIT	0475817	1012 · Bank of America Gen'l Ckg	
Bill	04/13/2017	0475817		Prepayment - May 2017	1409 · Prepaid Life, BAD&D & LTD	138.38
				April 2017	60191 · Life & Disab.Ins Benefits	141.14
TOTAL						279.52
Bill Pmt -Check	04/24/2017	20067	BANK OF AMERICA	XXXX-XXXX-XXXX-9341	1012 · Bank of America Gen'l Ckg	
Bill	03/31/2017	XXXX-XXXX-XXXX-9341		UPS battery-CFO's PC	6055 · Computer Hardware	39.78
				Renewal of membership	6111 · Membership Dues	152.28
				Replace office wifi router	6055 · Computer Hardware	129.25
				Computer supplies	6055 · Computer Hardware	20.76
				Subscription to Office Manager Today	6112 · Subscriptions/Publications	90.44
				Miscellaneous office supplies	6031.7 · Other Office Supplies	31.89
				Supplies for Board Room	6031.7 · Other Office Supplies	55.15
				Registration-PK-2017 ACWA Spring Conference	6193.2 · Conference - Registration Fee	645.07
				UPS battery for field operations	6055 · Computer Hardware	34.80
				Lunch for 3/09/17 special Ag Pool mtg	8412 · Meeting Expenses	56.25
				Computer parts	6055 · Computer Hardware	19.86
				Send check to copier leasing company	6042 · Postage - General	33.68
				Replenishment of FastTrak account	6174 · Public Transportation	23.18
				Supplies for GM laptop	6055 · Computer Hardware	74.22
				Surface pro laptop, supplies for GM	6055 · Computer Hardware	1,064.99
				Miscellaneous office supplies	6031.7 · Other Office Supplies	378.19
				Supplies for 3/23 staff meeting	6141.3 · Admin Meetings	12.45
				Miscellaneous office supplies	6031.7 · Other Office Supplies	32.30
				Miscellaneous office supplies	6031.7 · Other Office Supplies	25.69
				Flight-PK-2017 ACWA Spring Conference	6173 · Airfare/Mileage	170.17
				Miscellaneous office supplies	6031.7 · Other Office Supplies	12.06
				Miscellaneous office supplies	6031.7 · Other Office Supplies	71.00
				Signs for office security	6031.7 · Other Office Supplies	13.55
				Miscellaneous office supplies	6031.7 · Other Office Supplies	11.90
				Miscellaneous office supplies	6031.7 · Other Office Supplies	16.62
				Registration for AT-audioconference	6192 · Seminars - General	181.80
TOTAL						3,397.33

P290

CHINO BASIN WATERMASTER
Cash Disbursements For The Month of
April 2017

For Informational Purposes Only

Type	Date	Num	Name	Memo	Account	Paid Amount
Bill Pmt -Check	04/24/2017	20068	CALPERS	1394905143	1012 · Bank of America Gen'l Ckg	
Bill	04/17/2017	1394905143		Medical Insurance Premium	60182.1 · Medical Insurance	8,172.69
TOTAL						8,172.69
Bill Pmt -Check	04/24/2017	20069	CORELOGIC INFORMATION SOLUTIONS	81792507	1012 · Bank of America Gen'l Ckg	
Bill	03/31/2017	81792507		81792507	7103.7 · Grdwtr Qual-Computer Svc	62.50
				81792507	7101.4 · Prod Monitor-Computer	62.50
TOTAL						125.00
Bill Pmt -Check	04/24/2017	20070	CUCAMONGA VALLEY WATER DISTRICT		1012 · Bank of America Gen'l Ckg	
Bill	04/17/2017			Office lease due May 1, 2017	1422 · Prepaid Rent	6,447.61
TOTAL						6,447.61
Bill Pmt -Check	04/24/2017	20071	EUROFINS EATON ANALYTICAL		1012 · Bank of America Gen'l Ckg	
Bill	03/31/2017	L0313612		L0313612	7108.41 · Hydraulic Control - PBHSP	3,140.00
Bill	03/31/2017	L0315253		L0315253	7108.41 · Hydraulic Control - PBHSP	3,360.00
Bill	03/31/2017	L0314246		L0314246	7108.41 · Hydraulic Control - PBHSP	2,512.00
Bill	03/31/2017	L0315254		L0315254	7108.41 · Hydraulic Control - PBHSP	2,512.00
TOTAL						11,524.00
Bill Pmt -Check	04/24/2017	20072	FIRST LEGAL NETWORK LLC	40009175	1012 · Bank of America Gen'l Ckg	
Bill	03/31/2017	40009175		Filings on 3/10/17 and 3/24/17	6061.5 · Court Filing Services	333.05
TOTAL						333.05
Bill Pmt -Check	04/24/2017	20073	FRONTIER COMMUNICATIONS	909-484-3890-050914-5	1012 · Bank of America Gen'l Ckg	
Bill	04/17/2017	9094843890050314-5		Office fax and main lines	6022 · Telephone	139.63
TOTAL						139.63
Bill Pmt -Check	04/24/2017	20074	INLAND EMPIRE UTILITIES AGENCY	1800003153	1012 · Bank of America Gen'l Ckg	
Bill	03/31/2017	1800003153		4160.2 AF @ \$2 OCWD Inv. 17286 OC-59 Oct. 20	5011 · Replenishment Water	8,320.40
				60.0 AF @ \$2	5011 · Replenishment Water	120.00
TOTAL						8,440.40
Bill Pmt -Check	04/24/2017	20075	LEGAL SHIELD	0111802	1012 · Bank of America Gen'l Ckg	
Bill	04/17/2017	0111802		Employee deductions - April 2017	60194 · Other Employee Insurance	79.70
TOTAL						79.70
Bill Pmt -Check	04/24/2017	20076	MINDSHIFT	0243133	1012 · Bank of America Gen'l Ckg	
Bill	04/01/2017	0243133		IT Managed Services	6052.4 · mindSHIFT-Managed Services	3,770.00
				Backup & Recovery	6052.5 · mindSHIFT-Data Backup/Storage	792.00

P291

CHINO BASIN WATERMASTER
Cash Disbursements For The Month of
April 2017

For Informational Purposes Only

Type	Date	Num	Name	Memo	Account	Paid Amount
TOTAL						4,562.00
Bill Pmt -Check	04/24/2017	20077	PIETERSMA, RONALD	Ag Pool Member Compensation	1012 · Bank of America Gen'l Ckg	
Bill	03/10/2017	3/10 Ag Pool Mtg		3/10/17 Ag Pool Meeting	8470 · Ag Meeting Attend -Special	125.00
TOTAL						125.00
Bill Pmt -Check	04/24/2017	20078	PITNEY BOWES CREDIT CORPORATION	3101157628	1012 · Bank of America Gen'l Ckg	
Bill	04/13/2017	3101157628		Postage meter lease	6044 · Postage Meter Lease	401.91
TOTAL						401.91
Bill Pmt -Check	04/24/2017	20079	RAUCH COMMUNICATION CONSULTANTS, LLC	Apr-1702	1012 · Bank of America Gen'l Ckg	
Bill	03/31/2017	Apr-1702		AR39 - February and March 2017	6061.3 · Rauch	17,162.50
TOTAL						17,162.50
Bill Pmt -Check	04/24/2017	20080	STAULA, MARY L	Retiree Medical	1012 · Bank of America Gen'l Ckg	
Bill	04/30/2017				60182.4 · Retiree Medical	22.24
TOTAL						22.24
P292 Bill Pmt -Check	04/24/2017	20081	UNITED HEALTHCARE	0043269125	1012 · Bank of America Gen'l Ckg	
Bill	04/17/2017	0043269125		Dental Insurance Premium - May 2017	60182.2 · Dental & Vision Ins	749.75
TOTAL						749.75
Bill Pmt -Check	04/24/2017	20082	VANDEN HEUVEL, GEOFFREY	Board Member Compensation	1012 · Bank of America Gen'l Ckg	
Bill	03/02/2017	3/02 Special Ag Mtg		3/02/17 Special Ag Pool Meeting	6311 · Board Member Compensation	125.00
Bill	03/03/2017	3/03 Special Board		3/03/17 Special Board Meeting	6311 · Board Member Compensation	125.00
Bill	03/08/2017	3/08 Special Ag Pool		3/08/17 Special Ag Pool Meeting	6311 · Board Member Compensation	125.00
Bill	03/10/2017	3/10 Ag Pool Mtg		3/10/17 Ag Pool Meeting	6311 · Board Member Compensation	125.00
TOTAL						500.00
Bill Pmt -Check	04/24/2017	20083	VERIZON WIRELESS	9783301294	1012 · Bank of America Gen'l Ckg	
Bill	04/13/2017	9783301294		Acct #470810953-00001	6022 · Telephone	336.98
TOTAL						336.98
Bill Pmt -Check	04/24/2017	20084	CUCAMONGA VALLEY WATER DISTRICT		1012 · Bank of America Gen'l Ckg	
Bill	03/29/2017	3/29 Workshop		Registration-Joswiak & Truong-3/29/17 Leadership 6192 · Seminars - General		120.00
TOTAL						120.00
Bill Pmt -Check	04/26/2017	20085	KAVOUNAS, PETER	Travel Expense Reimbursement	1012 · Bank of America Gen'l Ckg	
Bill	04/18/2017			Travel Expense Reimbursement	6191 · Conferences - General	155.05
TOTAL						155.05

CHINO BASIN WATERMASTER
Cash Disbursements For The Month of
April 2017

For Informational Purposes Only

Type	Date	Num	Name	Memo	Account	Paid Amount
Bill Pmt -Check	04/27/2017	ACH 042717	PUBLIC EMPLOYEES' RETIREMENT SYSTEM	Payor #3493	1012 · Bank of America Gen'l Ckg	
General Journal	04/22/2017	04/22/2017	PUBLIC EMPLOYEES' RETIREMENT SYSTEM	CalPERS R+J2etirement for 04/09/17-04/22/17	2000 · Accounts Payable	1,479.04
TOTAL						1,479.04
					Total Disbursements:	<u>483,997.49</u>

P293

THIS PAGE
HAS
INTENTIONALLY
BEEN LEFT
BLANK
FOR PAGINATION